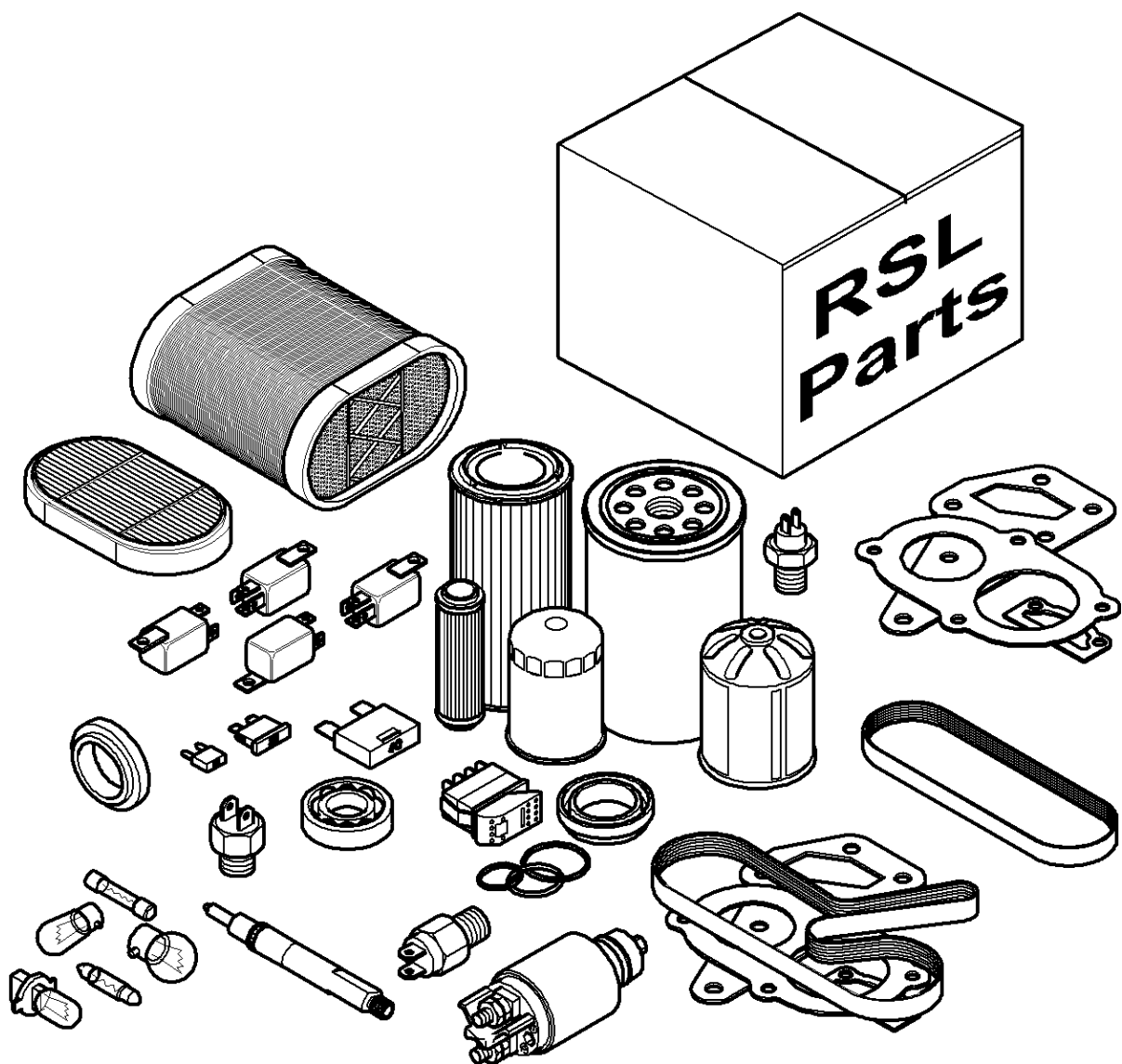


1-WA04-001-A



## Dealer Stocking List - Quantity By Tractor

Item	Part Number	Qty	Description
1	7300160101	1	Switch,Indirect
2	7302601101	12	Solenoid
3	7450100301	2	Connectors
4	7502461001	2	Sensor
5	7502601801	2	Coil
6	7502603901	1	Valve
7	7602601301	1	Valve
8	7602601401	1	Valve
9	7602645001	1	Kit, Repair
10	7702660601	1	Valve
11	920.700.180.070	24	Screw
12	920.700.180.080	24	Nut
13	934.152.010.030	9	Internal Disc
14	934.152.150.010	2	Brake Plate
15	1628494M1	10	Bulb H3
16	1695940M1	X	Fuse 20a
17	1695966M1	X	Fuse 15a
18	3002706X1	1	Bulb 12v 10w
19	3011024X1	3	Pin
20	3019062X1	4	Stud
21	3042427M1	4	Toggle
22	3042428M1	2	Toggle
23	3042430M1	4	Toggle
24	3042433M1	1	Toggle
25	3387322M1	X	Fuse 25a
26	3405180M1	1	Bulb 12v
27	3405186M1	1	Bulb 12v 60/55w
28	3580868M1	X	Fuse 3a
29	3615652M1	2	Relay
30	3618249M1	1	Inductive Sensor
31	3712526M1	2	Pressure Switch
32	3712611M2	20	Nut Special
33	3712661M1	X	Fuse 30a
34	3716105M2	X	Stud
35	3716981M2	2	Inductive Sensor
36	3779879M1	2	Relay
37	3784361M1	2	Sensor
38	3785665M1	X	Pressure Intake
39	3787184M1	1	Temp. Sensor
40	3787185M1	1	Transducer
41	3787192M1	1	Temp. Sensor
42	3789379M1	1	Indicator
43	3789731M1	1	Fuse 175a
44	3789732M1	4	Fuse 225a
45	3790349M93	2	Pin Hitch
46	3792488M2	X	Stud
47	3905542M1	2	Toggle
48	3907525M1	1	Filter
49	3907943M1	1	Filter Element
50	4270844M1	X	Relay
51	4271799M1	X	Fuse 5a
52	4271800M1	X	Fuse 7,5a
53	4271801M1	X	Fuse 10a
54	4271802M1	X	Fuse 15a
55	4271803M1	X	Fuse 50a
56	4271842M1	X	Fuse 40a
57	4272346M2	1	Pin Hitch
58	4272432M1	X	Relay
59	4274087M1	1	Potentiometer
60	4278556M1	1	Wiper Blade
61	4284929M2	1	Cab Filter
62	4285174M1	1	Filter Element
63	4285380M1	2	Transducer
64	4285858M1	1	Breather
65	4286474M1	1	Element,Air Fitr
66	4286479M2	1	Air Fitr.Element
67	4287376M2	1	Belt
68	4287396M1	1	Belt
69	4289083M1	1	Switch,Indirect
70	4289096M91	1	Switch,Indirect
71	4289217M1	1	Switch,Indirect

## Dealer Stocking List - Quantity By Tractor

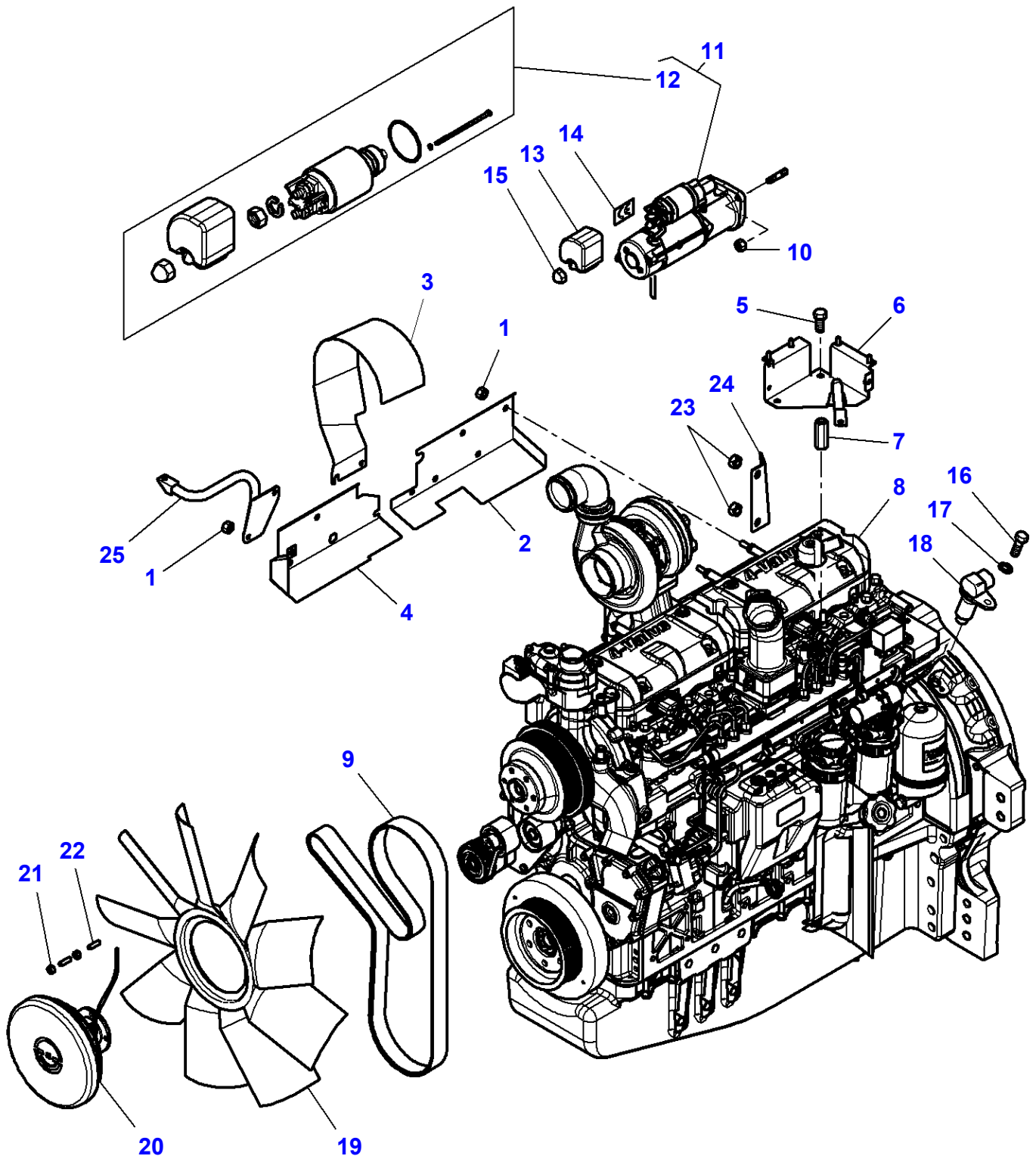
Item	Part Number	Qty	Description
72	4289593M1	1	Thermostat
73	4289928M2	1	Switch,Indirect
74	4289930M1	1	Switch,Indirect
75	4289931M1	1	Switch,Indirect
76	4289932M1	1	Switch,Indirect
77	4289933M1	1	Switch,Indirect
78	4289936M1	1	Switch,Indirect
79	4289990M1	1	Air Filter
80	4289994M1	1	Transducer
81	4289997M1	15	Transducer
82	4290395M3	1	Transducer
83	4290731M1	1	Switch,Indirect
84	4291422M2	1	Switch,Indirect
85	4291423M2	1	Switch,Indirect
86	4291986M3	1	Switch,Indirect
87	4292821M1	4	Female Coupler
88	4293705M2	1	Switch,Indirect
89	4293710M1	X	Male Coupler
90	4294237M3	1	Switch,Indirect
91	4294241M1	1	Switch,Indirect
92	4295038M1	1	Transducer
93	4295433M1	1	Wiper Blade
94	4295804M91	5	Coupler
95	4295869M1	X	Fuse 3a
96	4295870M1	X	Fuse 60a
97	4295871M1	X	Fuse 70a
98	4295879M1	X	Relay
99	4296050M1	1	Switch,Indirect
100	4296294M2	2	Switch
101	4296391M2	1	Switch,Indirect
102	4297513M91	1	Kit, Spanner
103	4297666M1	1	Transducer
104	4303393M1	2	Toggle
105	4303395M1	4	Toggle
106	4349000M1	2	Belt
107	621235M1	2	Bulb 12v 21w
108	908543M1	4	Bulb S/L 21/5w
109	F339.150.600.010	1	Solenoid Valve
110	F339.150.600.030	X	Kit, Joint
111	F916.100.490.010	1	Filter
112	F916.100.600.010	1	Filter Element
113	F916.100.600.041	1	Switch
114	F930.500.030.580	2	Kit, Sundry
115	F930.500.030.590	1	Kit, Sundry
116	F930.500.030.600	1	Kit, Sundry
117	F930.500.030.610	1	Kit, Sundry
118	F930.500.030.620	3	Kit, Sundry
119	F930.500.030.630	1	Kit, Sundry
120	F930.500.030.650	1	Kit, Sundry
121	F930.500.030.660	1	Kit, Sundry
122	F930.500.030.670	2	Kit, Sundry
123	F930.500.030.840	4	Kit, Sundry
124	F930.500.030.880	4	Kit, Sundry
125	F930.500.030.900	3	Kit, Attaching.
126	F930.500.030.910	4	Kit, Sundry
127	F931.150.600.010	X	Kit, Joint
128	G312.100.600.110	2	Directional Valv
129	G411.151.600.020	4	Directional Valv
130	G716.100.430.011	2	Discharge Valve
131	G716.100.600.122	1	Discharge Valve
132	G716.150.200.060	1	Valve
133	G716.501.120.080	1	Pin
134	G716.861.100.021	1	Sensor
135	G716.970.020.055	1	Press.Transducer
136	G716.970.160.030	1	Pressure Switch
137	G718.970.020.021	2	Press.Transducer
138	G903.152.070.110	2	Cylinder
139	G916.100.490.021	1	Suction Filter
140	G916.100.600.142	1	Solenoid Valve
141	G916.971.020.033	1	Sensor
142	G931.860.061.150	1	Fuel Transmitter

## Dealer Stocking List - Quantity By Tractor

Item	Part Number	Qty	Description
143	G931.970.020.041	4	Hall Sensor
144	G931.970.020.050	2	Sensor
145	H178.950.010.040	1	Pre-Filter
146	H312.100.360.030	1	Temp. Sensor
147	H312.900.150.010	2	Solenoid Switch
148	H404.150.071.020	2	Solenoid Switch
149	H931.860.061.170	1	Suction Filter
150	V836362228	1	Filter
151	V836362229	1	Gasket
152	V836666980	1	Sensor
153	V836667732	2	Sensor
154	V836862582	2	Oil Filter
155	V836866576	1	Sensor
156	V836867591	1	Fuel Element
157	V836867595	1	Fuel Element
158	V836867830	1	Fuel Filter
159	V837062993	1	Kit, Element
160	V837069150	1	Speed Sensor
161	V837069410	2	Sensor
162	V837070189	1	Speed Sensor
163	V837070201	1	Sensor
164	V837070209	1	Pressure Switch
165	V837073309	1	Temp. Sensor
166	V837073366	1	Prefilter
167	V837079146	1	Prefilter
168	X486.537.301.000	8	Screw
169	X486.551.400.000	4	Screw
170	X530.004.346.000	2	Circlip
171	X530.106.946.000	2	Circlip
172	X533.825.600.000	2	Snapping
173	X540.004.078.000	1	Ring
174	X548.951.100.000	6	O Ring
175	X548.960.666.000	1	O Ring
176	X548.987.066.000	1	O Ring
177	X548.989.201.000	1	O Ring
178	X549.044.400.000	4	O Ring
179	X605.506.511.000	2	Ball Bearing
180	X605.510.834.000	2	Ball Bearing
181	X825.107.044.000	1	Bulb

Page Title	Page Number
Engine & Equipment - AGCO POWER SISU IEGR	010-0005
Engine & Equipment - AGCO POWER SISU w/ e3 Technology	010-0010
Alternator & Bracket	010-0015
Alternator & Bracket - ENGINE WITH AIR COMPRESSOR	010-0020
Cylinder Block	010-0025
Timing Gear Housing	010-0030
Crankshaft, Piston & Connecting Rods	010-0035
Valve Mechanism And Camshaft	010-0040
Cylinder Head	010-0045
Cylinder Head Cover	010-0050
Oil Sump	010-0055
Lubricating Oil Cooler And Filter - AGCO POWER SISU IEGR	010-0060
Lubricating Oil Cooler And Filter - AGCO POWER SISU w/ e3 Technology	010-0065
Water Pump - AGCO POWER SISU IEGR	010-0070
Water Pump - AGCO POWER SISU w/ e3 Technology	010-0075
Injection System	010-0080
Low Pressure Fuel System	010-0085
Air Induction & Exhaust	010-0090
Turbocharger - Pipes	010-0095
Air Compressor	010-0100
Electronic Engine Management	010-0105
Engine Parts - AGCO POWER SISU w/ e3 Technology	010-0110
Engine Repair Kits - Piston- Cylinder Head With Valves	010-0115
Engine Gaskets Sets	010-0120
Heater Engine Block - AGCO POWER SISU IEGR - 110V	010-0125
Heater Engine Block - AGCO POWER SISU IEGR - 220V	010-0130
Heater Engine Block - AGCO POWER SISU w/ e3 Technology - 110V	010-0135
Heater Engine Block - AGCO POWER SISU w/ e3 Technology - 220V	010-0140
Cab Heating System - Engine Part - AGCO POWER SISU IEGR	010-0145
Cab Heating System - Engine Part - AGCO POWER SISU w/ e3 Technology	010-0150
Cab Heating System - Engine Part - AGCO POWER SISU w/ e3 Technology - With Engine Bloc Heater	010-0155
Fuel Tank & Attachments - AGCO POWER SISU w/ e3 Technology - Up To U139025	010-0160
Fuel Tank & Attachments - AGCO POWER SISU w/ e3 Technology - From U139026	010-0165
Fuel Tank & Attachments - AGCO POWER SISU w/ e3 Technology	010-0170
Tank Assembly - AGCO POWER SISU w/ e3 Technology	010-0175
Fuel Tank & Attachments - AGCO POWER SISU IEGR - Up To U139025	010-0180
Fuel Tank & Attachments - AGCO POWER SISU IEGR - From U139026	010-0185
Fuel Tank & Attachments - AGCO POWER SISU IEGR	010-0190
Additional Tank	010-0195
Fuel Pipes	010-0200
Fuel System	010-0205
Batteries And Cables	010-0210
Cooling System - Air Conditioned Installation	010-0215
Cooling System - Air Conditioned Installation - ENGINE WITH AIR COMPRESSOR	010-0220
Cooling System - Engine	010-0225
Cooling System - Engine	010-0230
Air Cooler	010-0235
Air Filter - Dry - Dual Element	010-0240
Vertical Exhaust On The Side - AGCO POWER SISU IEGR	010-0245
Vertical Exhaust On The Side - AGCO POWER SISU w/ e3 Technology	010-0250
Pollution Control - AGCO POWER SISU w/ e3 Technology	010-0255
Throttle Controls	010-0260

1-WA06-051-D



Item	Part Number	Qty	Description	Comments
1	339402X1	8	Nut	M10
2	4298355M1	1	Cowl	
3	4286694M3	1	Cowl	
4	4298356M2	1	Cowl	
5	3009505X1	2	Hex Cap Screw	M12 X 25
6	4293496M4	1	Support	
7	4295688M2	2	Spacer	M12 X 60
8	V835261664	1	Engine	84 CTA
	V865261664X	1	Short Engine	[C]
9	<b>4349000M1</b>	1	Belt	Length 2085 MM
10	339402X1	3	Nut	M10
11	4288991M3	1	Startermotor	[A]
12	3905503M92	1	Kit, Solenoid	(11)
13	3786093M1	1	Protection.	
14	3788193M1	1	Label	
15	3786092M1	1	Nut	M10
16	3009285X1	1	Hex Socket Screw	M8 X 16
17	339374X1	1	Lock Washer	
18	<b>G931.970.020.041</b>	1	Hall Sensor	
19	F931.202.040.010	1	Fan	
20	4291948M2	1	Clutch	
21	339402X1	4	Nut	M10
22	3011339X1	4	Stud	M10 X 22
23	339402X1	2	Nut	M10
24	4297488M2	1	Support	
25	4295763M2	1	Support	[D]

From Serial or Engine Number U021088

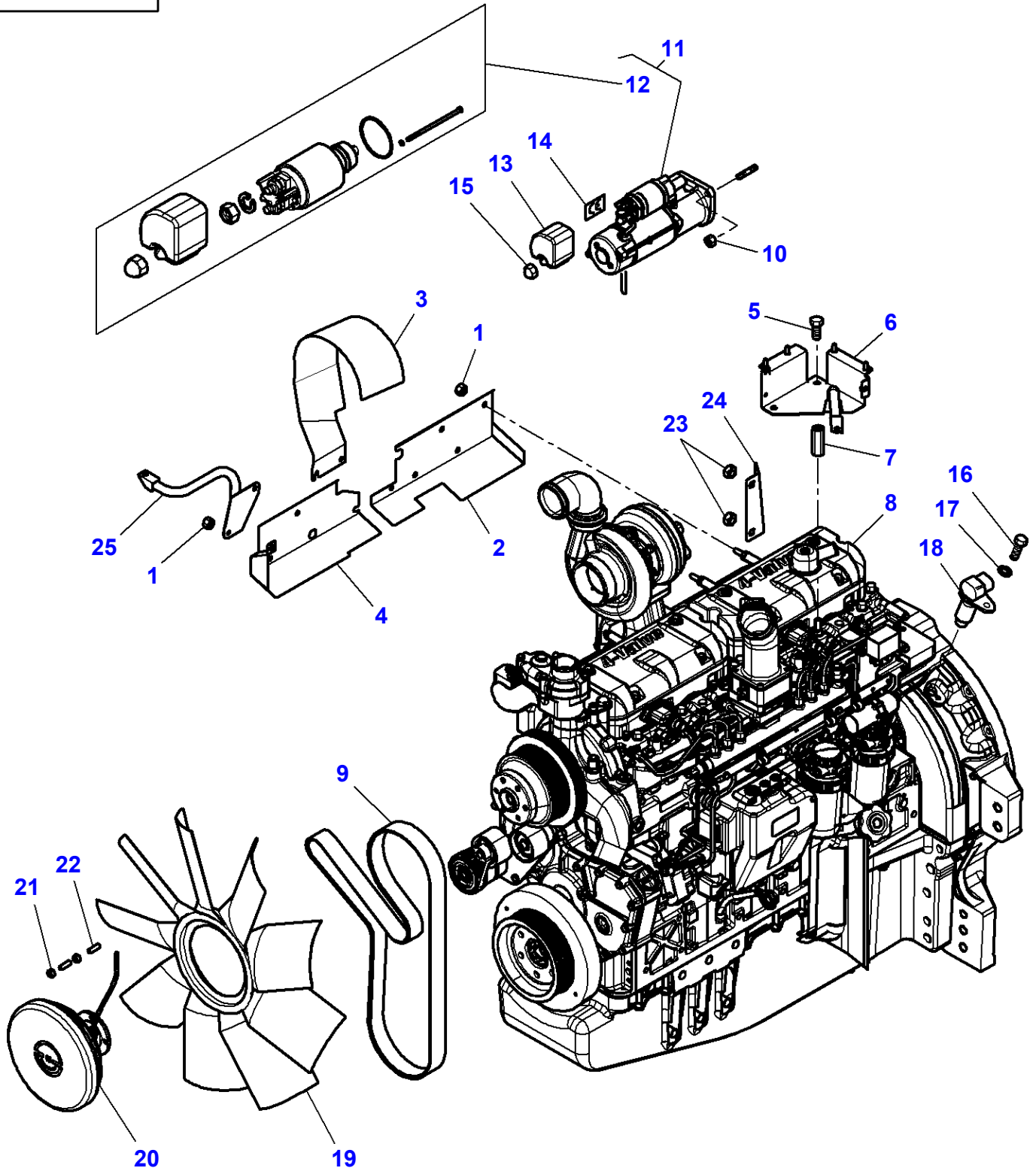
**FOOTNOTE [A]** THE APPROPRIATE SAFETY DECALS MUST BE ORDERED AND FITTED TO THIS PART

**FOOTNOTE [C]** NOT ILLUSTRATED

**FOOTNOTE [D]** ENGINE WITHOUT AIR COMPRESSOR

MF 8650 TRACTOR - 3906210  
1-WA06-052-D

1-WA06-052-D





Item	Part Number	Qty	Description	Comments
1	339402X1	8	Nut	M10
2	4298355M1	1	Cowl	
3	4286694M3	1	Cowl	
4	4298356M2	1	Cowl	
5	3009505X1	2	Hex Cap Screw	M12 X 25
6	4293496M4	1	Support	
7	4295688M2	2	Spacer	M12 X 60
8	V835261825	1	Engine	84 CTA
	V865261825X	1	Short Engine	[C]
9	<b>4349000M1</b>	1	Belt	Length 2085 MM
10	339402X1	3	Nut	M10
11	4288991M3	1	Startermotor	[A]
12	3905503M92	1	Kit, Solenoid	(11)
13	3786093M1	1	Protection.	
14	3788193M1	1	Label	
15	3786092M1	1	Nut	M10
16	3009285X1	1	Hex Socket Screw	8 X 16
17	339374X1	1	Lock Washer	
18	<b>G931.970.020.041</b>	1	Hall Sensor	
19	F931.202.040.010	1	Fan	
20	4291948M2	1	Clutch	
21	339402X1	4	Nut	M10
22	3011339X1	4	Stud	M10 X 22
23	339402X1	2	Nut	M10
24	4297488M2	1	Support	
25	4295763M2	1	Support	[D]

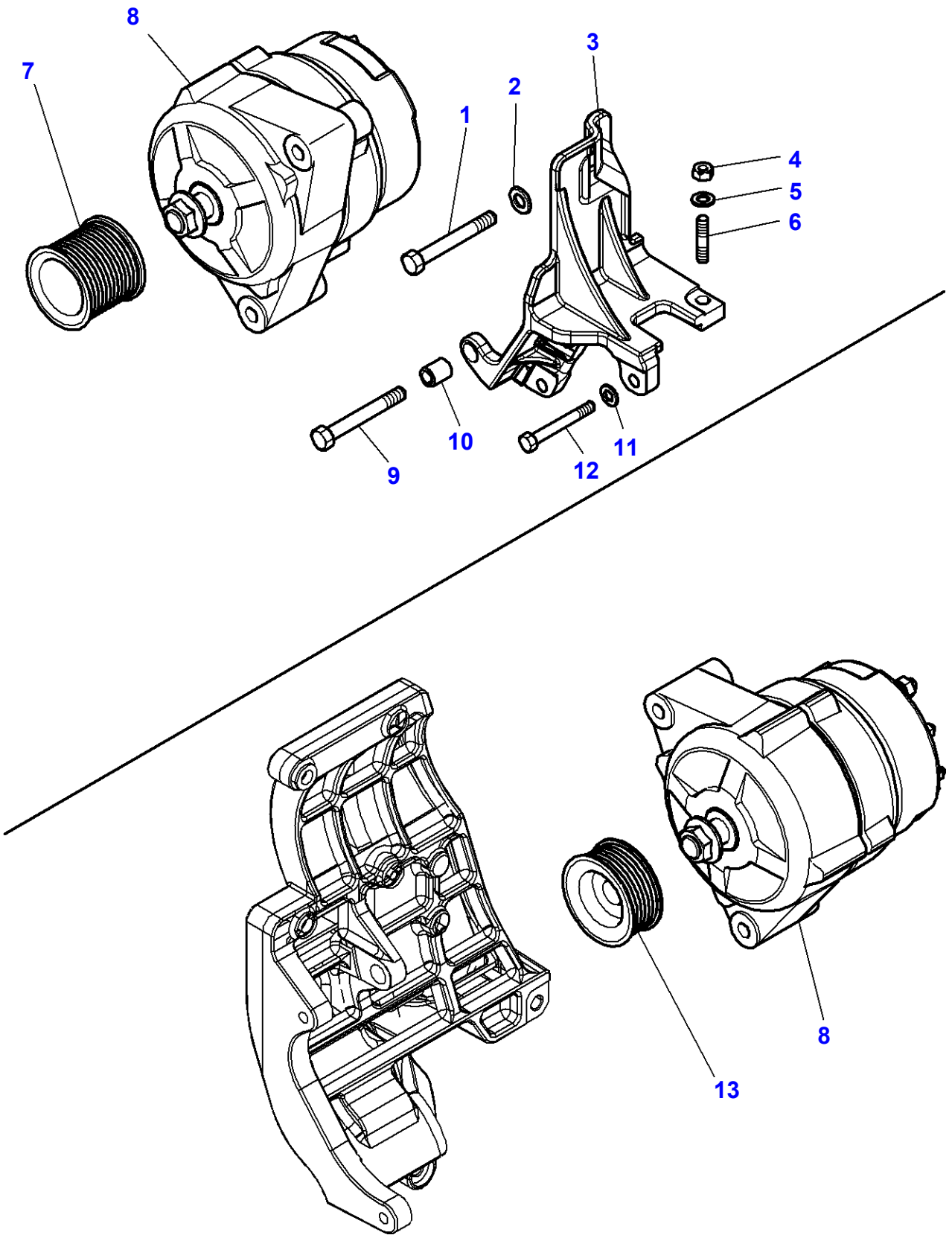
From Serial or Engine Number U021088

**FOOTNOTE [A]** THE APPROPRIATE SAFETY DECALS MUST BE ORDERED AND FITTED TO THIS PART

**FOOTNOTE [C]** NOT ILLUSTRATED

**FOOTNOTE [D]** ENGINE WITHOUT AIR COMPRESSOR

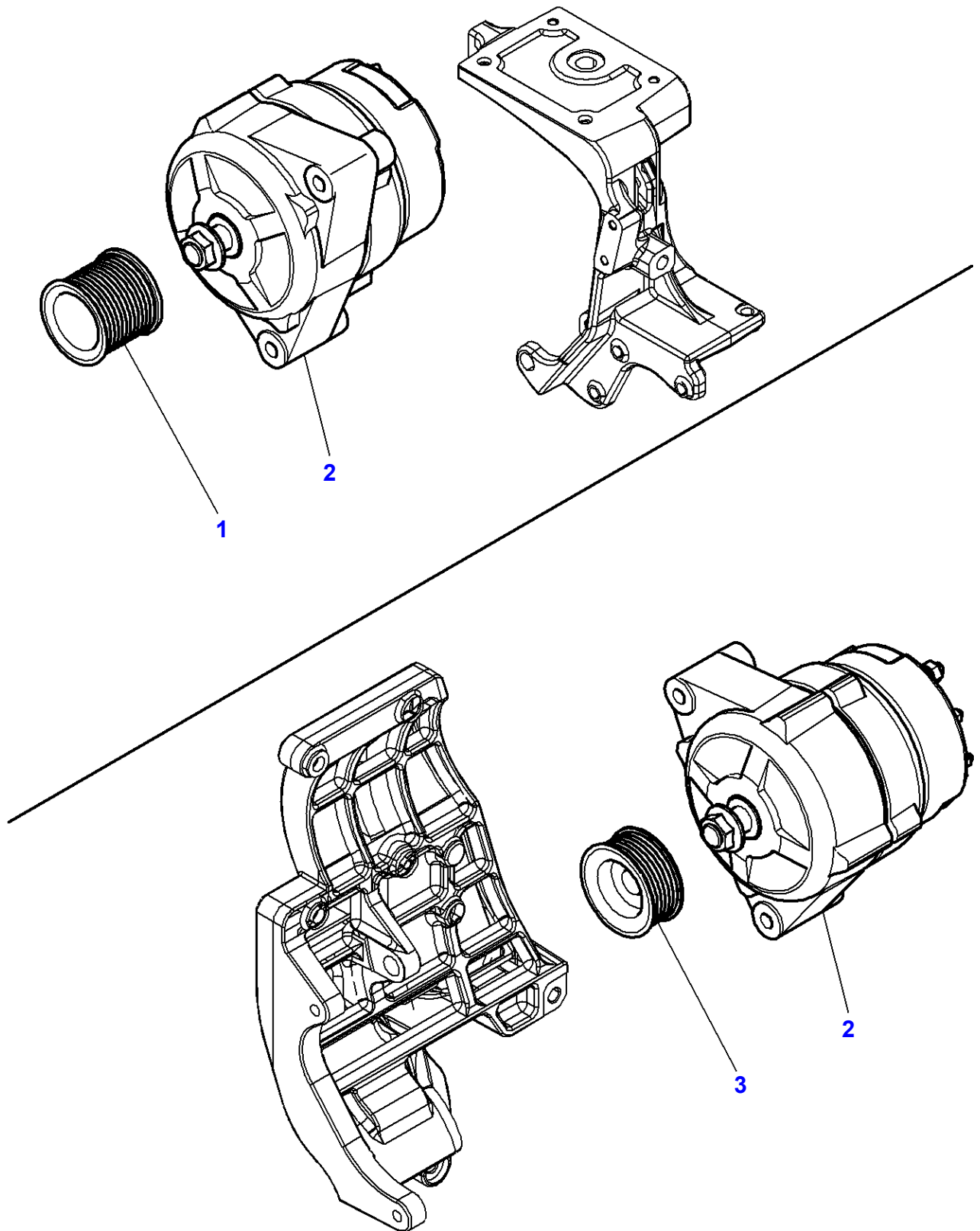
1-WA10-023-A



**Massey Ferguson****MF 8650 TRACTOR - 3906210****3906210****Page010-0015****Alternator & Bracket**

<b>Item</b>	<b>Part Number</b>	<b>Qty</b>	<b>Description</b>	<b>Comments</b>
1	3009502X1	1	Hex Cap Screw	M10 X 80
2	390734X1	1	Flat Washer	
3	4288085M4	1	Support	
4	339169X1	1	Nut	M8
5	390972X1	1	Flat Washer	
6	391001X1	1	Stud	M8 X25
7	4289357M1	1	Pulley	Diameter 54
8	4287014M3	2	Alternator	14V - 120A
9	3009503X1	1	Hex Cap Screw	M10 X 90
10	4282164M1	1	Spacer	Diameter 10.3-15 X 18
11	390972X1	3	Flat Washer	
12	339291X1	3	Hex Cap Screw	M8 X 55
13	4287017M1	1	Pulley	

1-WA10-024-A

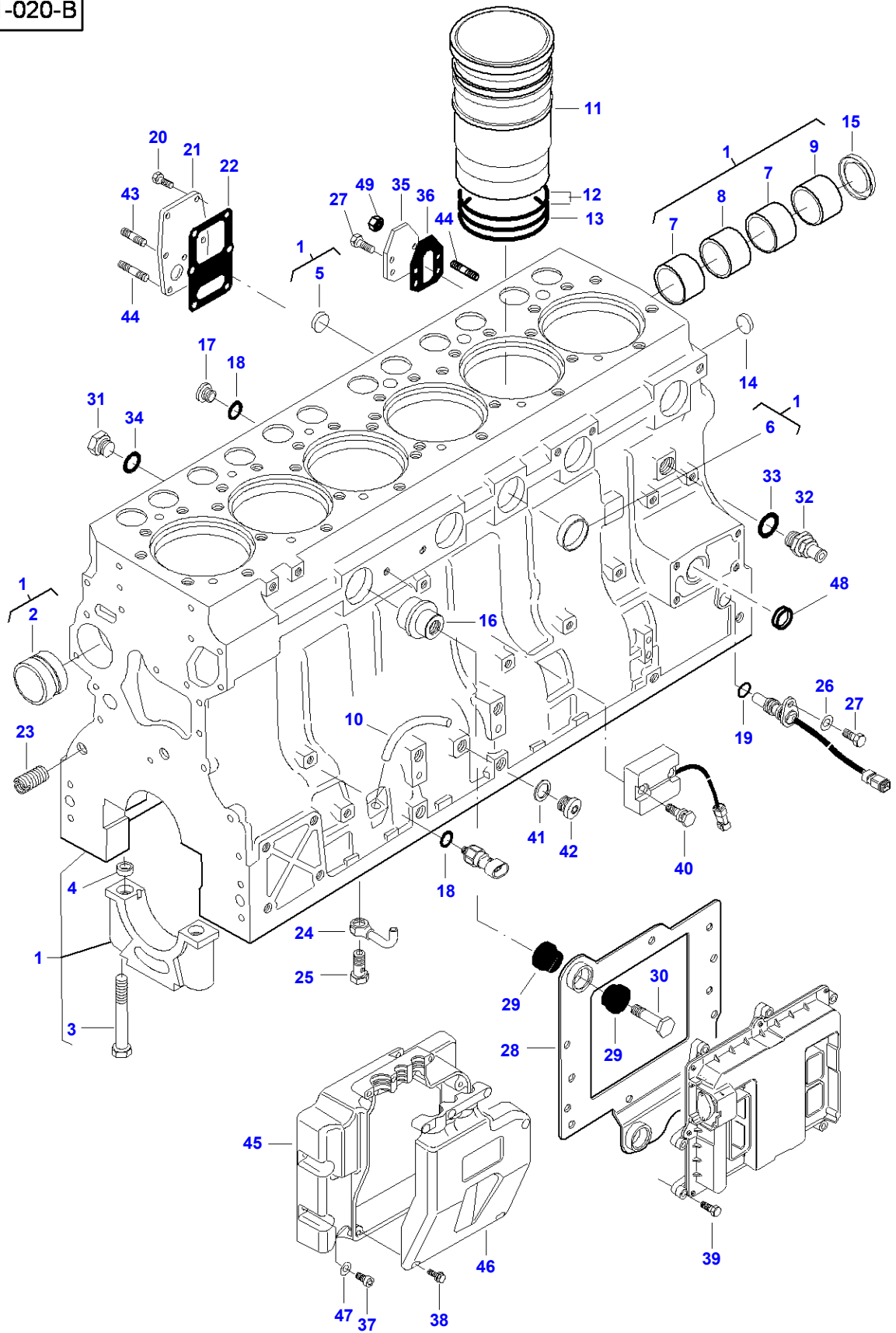


**Massey Ferguson****MF 8650 TRACTOR - 3906210****3906210****Alternator & Bracket - ENGINE WITH AIR COMPRESSOR****Page010-0020**

<b>Item</b>	<b>Part Number</b>	<b>Qty</b>	<b>Description</b>	<b>Comments</b>
1	4289357M1	1	Pulley	Diameter 54
2	4287014M3	2	Alternator	14V - 120A
3	4287017M1	1	Pulley	

MF 8650 TRACTOR - 3906210  
1-WH01-020-B

1-WH01-020-B



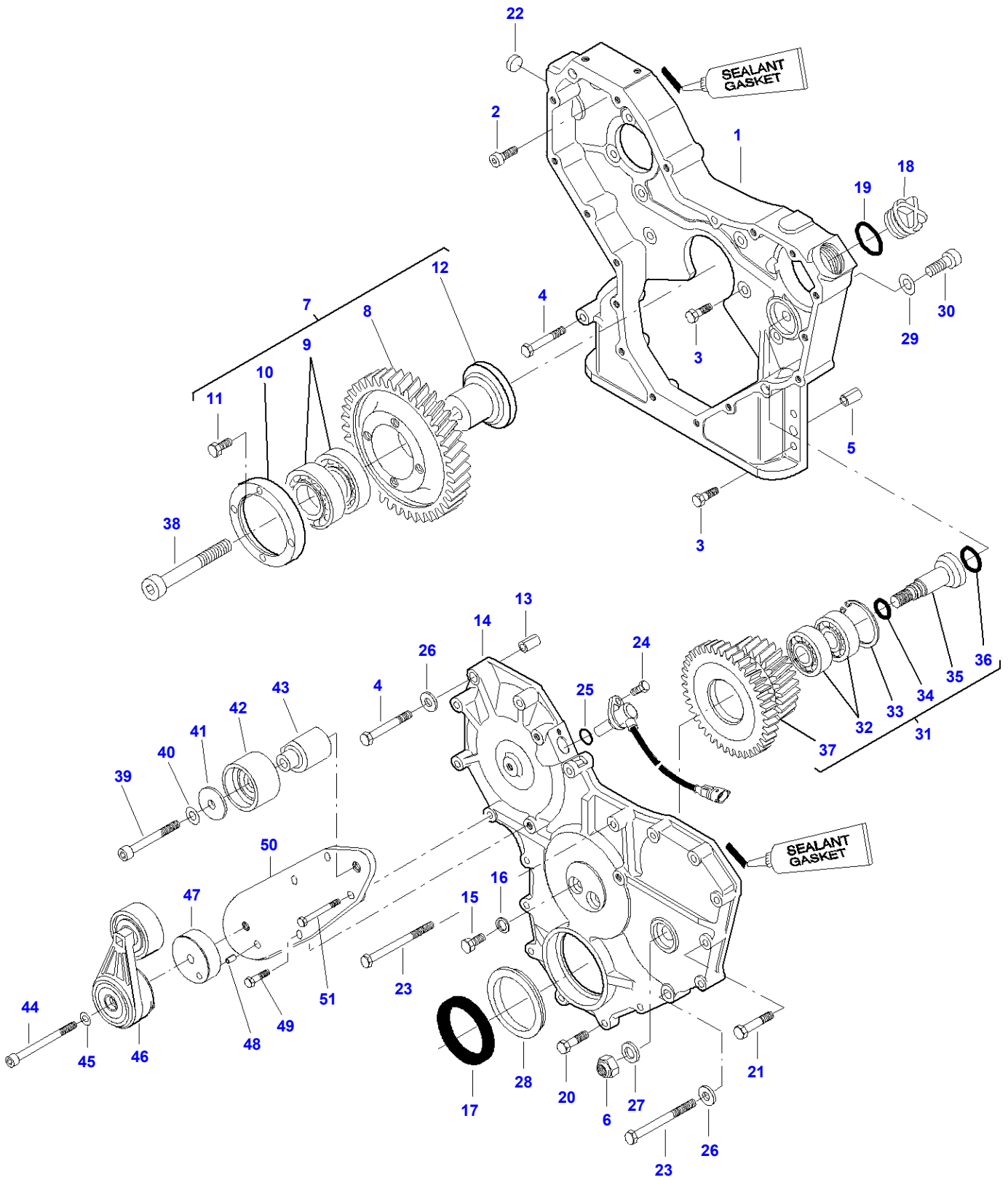
Cylinder Block

Item	Part Number	Qty	Description	Comments
1	V836873095	1	Cylinder Block	
2	V836866069	1	Bush	(1)
	V836866036	X	Bush	Thickness +0,4 MM
3	V529903180	14	Screw	(1)
4	V836214478	24	Bush	(1)
5	V640016018	1	Plug	(1)
6	V640016040	4	Plug	(1)
7	V836852460	2	Bush	(1)
8	V836852459	1	Bush	(1)
9	V836852461	1	Bush	(1)
10	V836873278	1	Pipe	
11	V836867048	6	Liner	
	V836867050	X	Liner	Thickness 9,08 MM
12	V836855446	12	O Ring	
13	V836855447	6	O Ring	
14	V640016016	4	Plug	
15	V836852744	1	Plug	
16	V837069057	1	Plug	
17	V640325110	6	Plug	
18	V615871014	7	Sealing Washer	
19	V614601524	1	O Ring	
20	V528801380	5	Hex Cap Screw	M8 X 20
21	V836855678	1	Cover	
22	V836322852	1	Gasket	
23	V836859153	1	Nipple	
24	V837070021	6	Pipe	
25	V836338601	6	Valve	
26	V500050840	1	Washer	
27	V528801362	3	Hex Cap Screw	M8 X 16
28	V837070147	1	Bracket	
29	V837069052	6	Bush	
30	V837069056	3	Screw	
31	V836119079	1	Plug	
32	V836664377	1	Cock	
33	V615881824	1	Seal	
34	V615881620	1	Sealing Washer	
35	V836866957	1	Cover	
36	V836866958	1	Gasket	
37	V581804182	5	Hex Socket Screw	M6 X 16
38	V590253388	6	Screw	5.1 X 14
39	V528801102	8	Hex Cap Screw	M6 X 25
40	V837070197	2	Screw	
41	V615881420	1	Sealing Washer	
42	V640325014	1	Plug	
43	V546801360	1	Bolt	M8 X 16
44	V546801400	3	Bolt	M8 X 25
45	V837070285	1	Cover	M8 X 25
46	V837070286	1	Cover	
47	V500150642	5	Washer	
48	V640016035	1	Plug	[A]
49	V504800800	2	Nut	M8

FOOTNOTE [A] AGCO POWER SISU W/ E3 TECHNOLOGY

MF 8650 TRACTOR - 3906210  
1-WH20-012-B

1-WH20-012-B

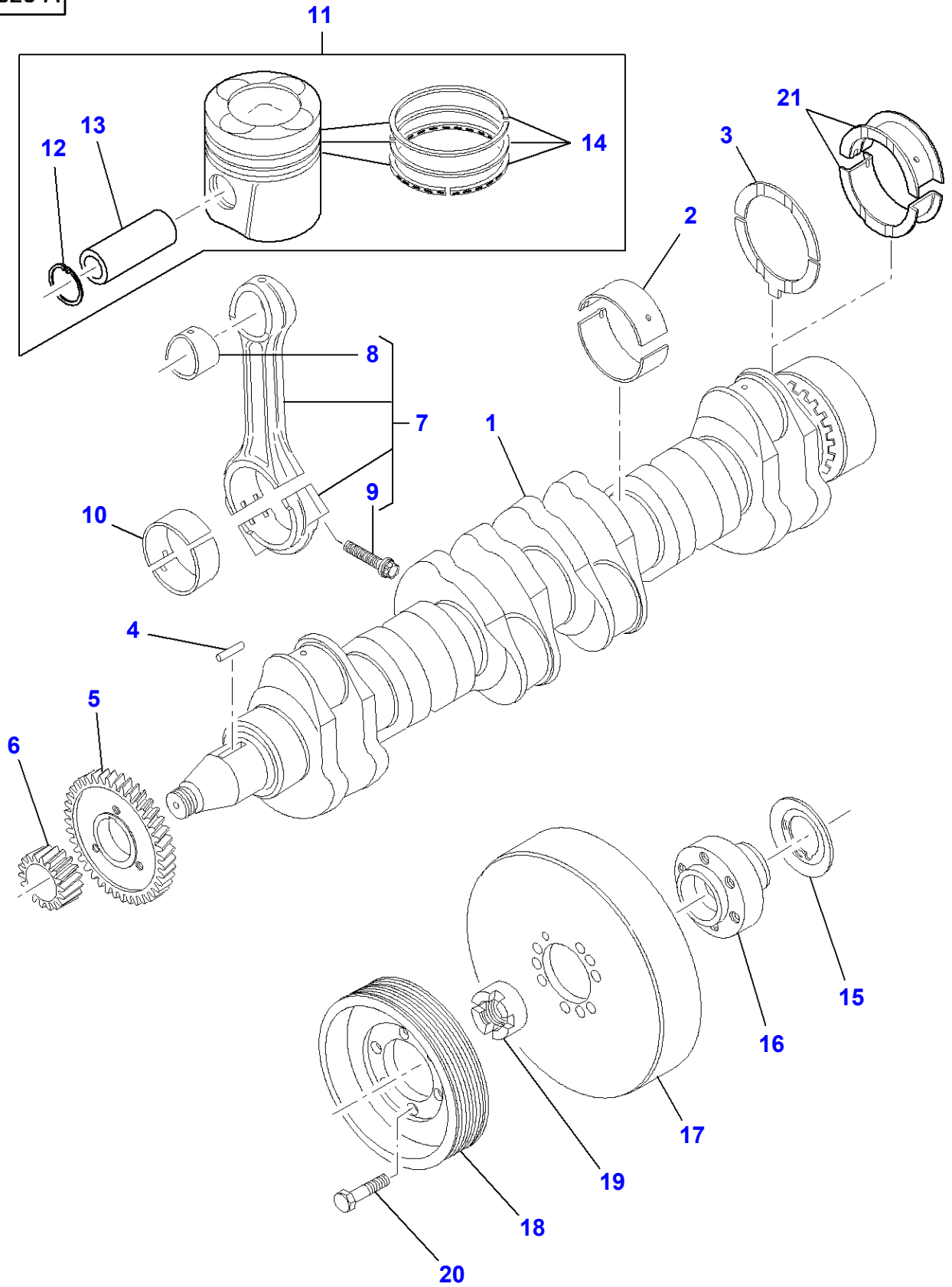




Timing Gear Housing				
Item	Part Number	Qty	Description	Comments
1	V837070062	1	Housing	
2	V581804620	2	Hex Socket Screw	M8 X 25
3	V528801400	13	Hex Cap Screw	M8 X 25
4	V529801470	2	Hex Cap Screw	M8 X 60
5	V598359850	2	Pin	
6	V504601400	1	Nut	M14
7	V837070001	1	Gear	
8	V837070000	1	Gear	(7)
9	V610072109	1	Bearing Assy	(7)
10	V836855565	1	Ring	(7)
11	V528901400	4	Screw	(7) M8 X 16
12	V836855562	1	Shaft	(7)
13	V598359850	2	Pin	
14	V837070162	1	Cover	
15	V528801380	2	Hex Cap Screw	M8 X 20
16	V615870814	2	Sealing Washer	
17	V836840883	1	Oil Seal	
	V836873100	X	Spacer	Thickness 3.00 MM
18	V836017927	1	Plug	
19	V614603540	1	O Ring	
20	V528801410	6	Hex Cap Screw	M8 X 30
21	V529801440	10	Hex Cap Screw	M8 X 45
22	V640016016	1	Plug	
23	V529801540	1	Hex Cap Screw	M8 X 95
24	V528801062	1	Hex Cap Screw	M6 X 16
25	V614601718	1	O Ring	
26	V836120989	2	Flat Washer	
27	V837069070	1	Washer	
28	V836855636	1	Gasket	
29	V500951200	1	Flat Washer	
30	V581705420	1	Screw	M12 X 25
31	V837070086	1	Gear	
32	V610073040	2	Bearing	(31)
33	V617330052	1	Circlip	(31)
34	V614601324	1	O Ring	(31)
35	V837069069	1	Shaft	(31)
36	V614601924	1	O Ring	(31)
37	V837070112	1	Gear	(31)
38	V581705910	1	Screw	M14 X 70
39	V581705520	1	Screw	M12 X 80
40	V500951200	1	Flat Washer	
41	V836866312	1	Flange	
42	V836866321	1	Roller	
43	V837073198	1	Shaft	
44	V581705170	1	Screw	M10 X 100
45	V500951000	1	Flat Washer	
46	V837073101	1	Tensioner	
47	V836867902	1	Spacer	
48	V595954600	1	Pin	
49	V529801410	1	Screw	M8 X 30
50	V836873549	1	Plate	
51	V529801470	2	Hex Cap Screw	M8 X 60

MF 8650 TRACTOR - 3906210  
1-WH02-020-A

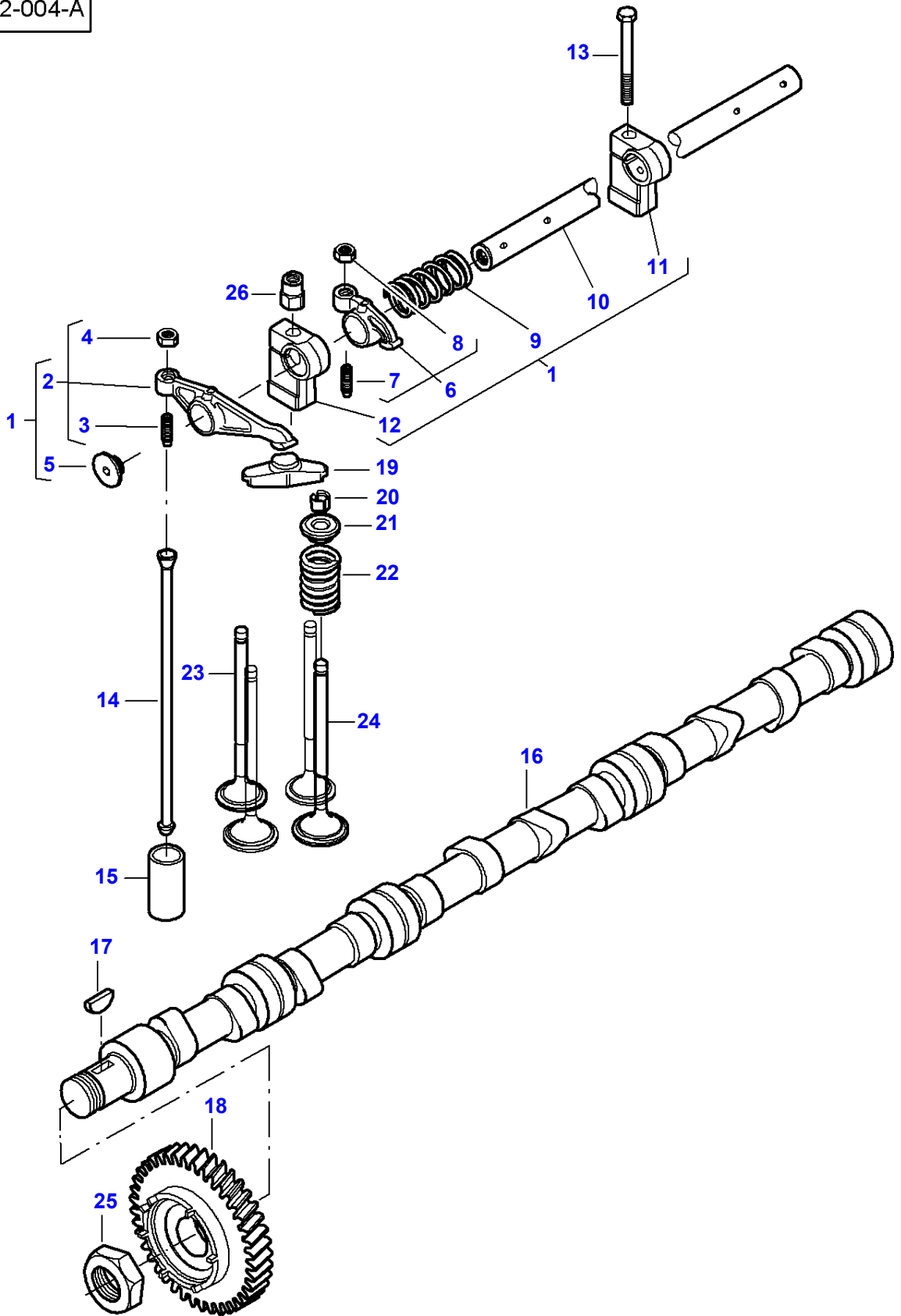
1-WH02-020-A



## Crankshaft, Piston &amp; Connecting Rods

Item	Part Number	Qty	Description	Comments
1	V837069088	1	Crankshaft	
2	V836840944	7	Main Bearing	
	V836840978	X	Main Bearing	Diameter 89,735 MM 89,770 MM
	V836840979	X	Main Bearing	Diameter 89,485 MM 89,520 MM
	V836840980	X	Main Bearing	Diameter 88,985 MM 89,020 MM
	V836840981	X	Main Bearing	Diameter 88,485 MM 88,520 MM
3	V836840945	2	Thrust Washer	Up to Serial or Engine Number
	V836840982	X	Thrust Washer	0,10 MM
	V836840983	X	Thrust Washer	0,20 MM
4	V836855525	1	Key	
5	V836855558	1	Gear	STANDARD
6	V837069060	1	Gear	
7	V836340948	6	Conrod	
	V836864101	X	Conrod	2230-2249g E
	V836864102	X	Conrod	2250-2269g F
	V836864103	X	Conrod	2270-2289g G
	V836864104	X	Conrod	2290-2309g H
	V836864105	X	Conrod	2310-2329g I
	V836864106	X	Conrod	2330-2349g J
	V836864107	X	Conrod	2350-2369g K
8	V836864288	6	Bush	(7)
	V836338606	X	Bush	Diameter + 0,5 MM
9	V836864141	12	Screw	(7)
10	V836338650	X	Bearing	Diameter 72,731 MM 72,750 MM
	V836338651	X	Bearing	Diameter 72,481 MM 72,500 MM
	V837062996	6	Bearing	
	V836338652	X	Bearing	Diameter 71,981 MM 72,000 MM
	V836338653	X	Bearing	Diameter 71,481 MM 71,500 MM
11	V837073230	6	Piston	
12		12	Circlip	(11) Not serviced,order REF. 11
13		6	Clevis Pin	(11) Not serviced,order REF. 11
14	V836840887	6	Kit, Piston Ring	(11)
15	V836855637	1	Ring	
16	V836855641	1	Hub	
17	V836840882	1	Shock Absorber	M12 X 40
18	V836855690	1	Pulley	
19	V836322221	1	Nut	
20	V528902230	6	Screw	M12 X 40
21	V836879152	1	Main Bearing	From Serial or Engine Number
	V836840978	X	Main Bearing	Diameter 89,735 MM 89,770 MM
	V836840979	X	Main Bearing	Diameter 89,485 MM 89,520 MM
	V836840980	X	Main Bearing	Diameter 88,985 MM 89,020 MM
	V836840981	X	Main Bearing	Diameter 88,485 MM 88,520 MM

1-WH22-004-A



## Valve Mechanism And Camshaft

Item	Part Number	Qty	Description	Comments
1	V837069016	2	Rocker Shaft	
2	V837069011	6	Rocker	[A] (1)
3	V837069023	6	Adjusting Screw	(2)
4	V512861000	6	Nut	(2)
5	V837069020	4	Plug	(1)
6	V837069013	6	Rocker	[B] (1)
7	V837069023	6	Adjusting Screw	(6)
8	V512861000	6	Nut	(6)
9	V837069019	4	Spring	(1)
10	V837069015	2	Rocker Shaft	(1)
11	V837069018	2	Bracket	(1)
12	V837069017	4	Bracket	(1)
13	V529801910	2	Hex Cap Screw	M10 X 80
14	V837069014	12	Pushrod	
15	V836014264	12	Tappet	
16	V837070148	1	Camshaft	[E]
	V837069101	1	Camshaft	[D]
17	V603305760	1	Key	
18	V837070036	1	Gear	
19	V837073089	12	Guide	
20	V837064910	48	Cotter	
21	V837069004	24	Spring Seat	
22	V837069005	24	Spring	
23	V837069002	12	Exhaust Valve	
24	V837069003	12	Inlet Valve	
25	V837069085	1	Nut	
26	V836655406	4	Nut	

**FOOTNOTE [A]** FOR VALVE INLET

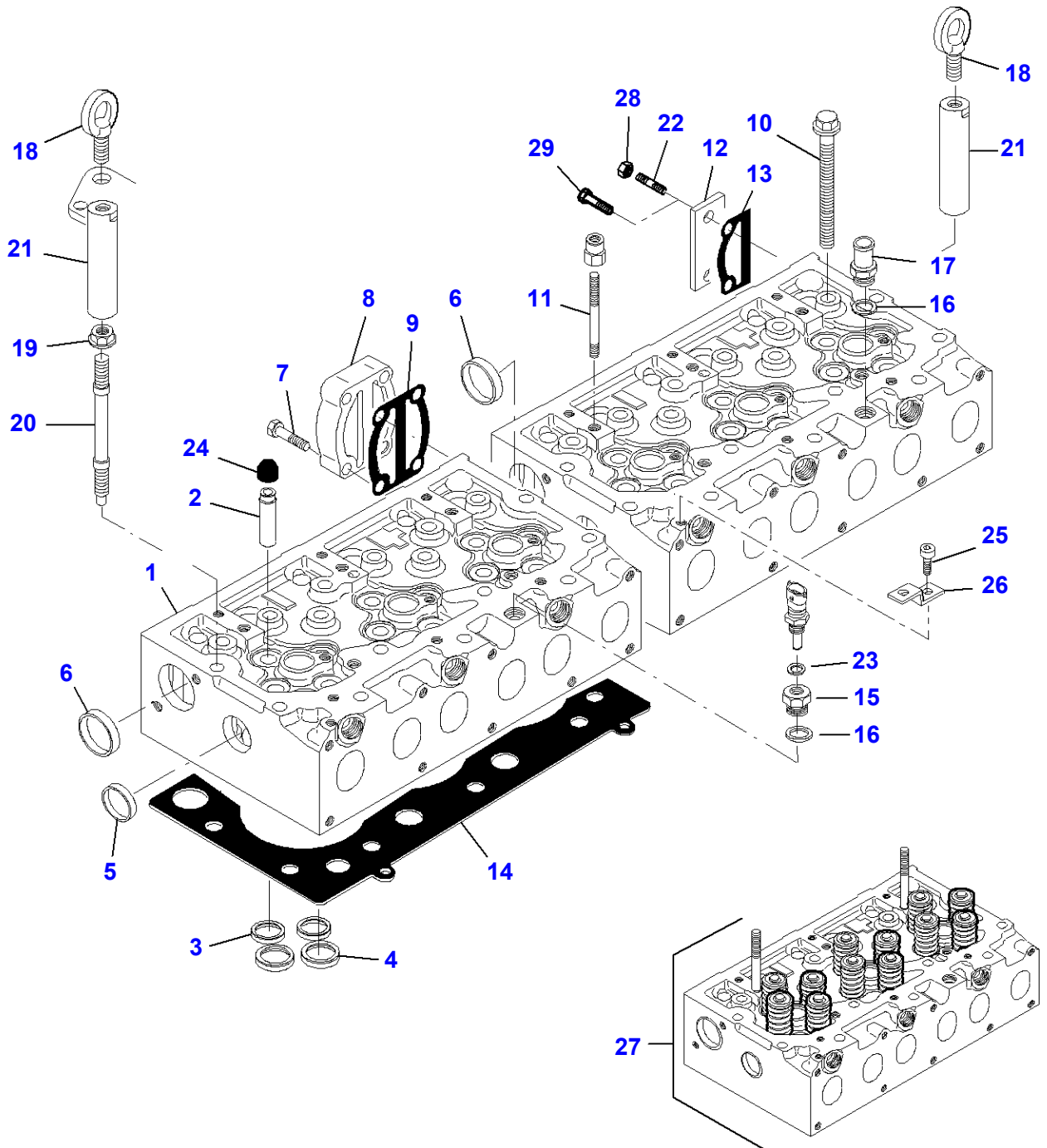
**FOOTNOTE [B]** FOR VALVE EXHAUST

**FOOTNOTE [D]** AGCO POWER SISU W/ E3 TECHNOLOGY

**FOOTNOTE [E]** AGCO POWER SISU IEGR

MF 8650 TRACTOR - 3906210  
1-WH03-020-C

1-WH03-020-C



## Cylinder Head

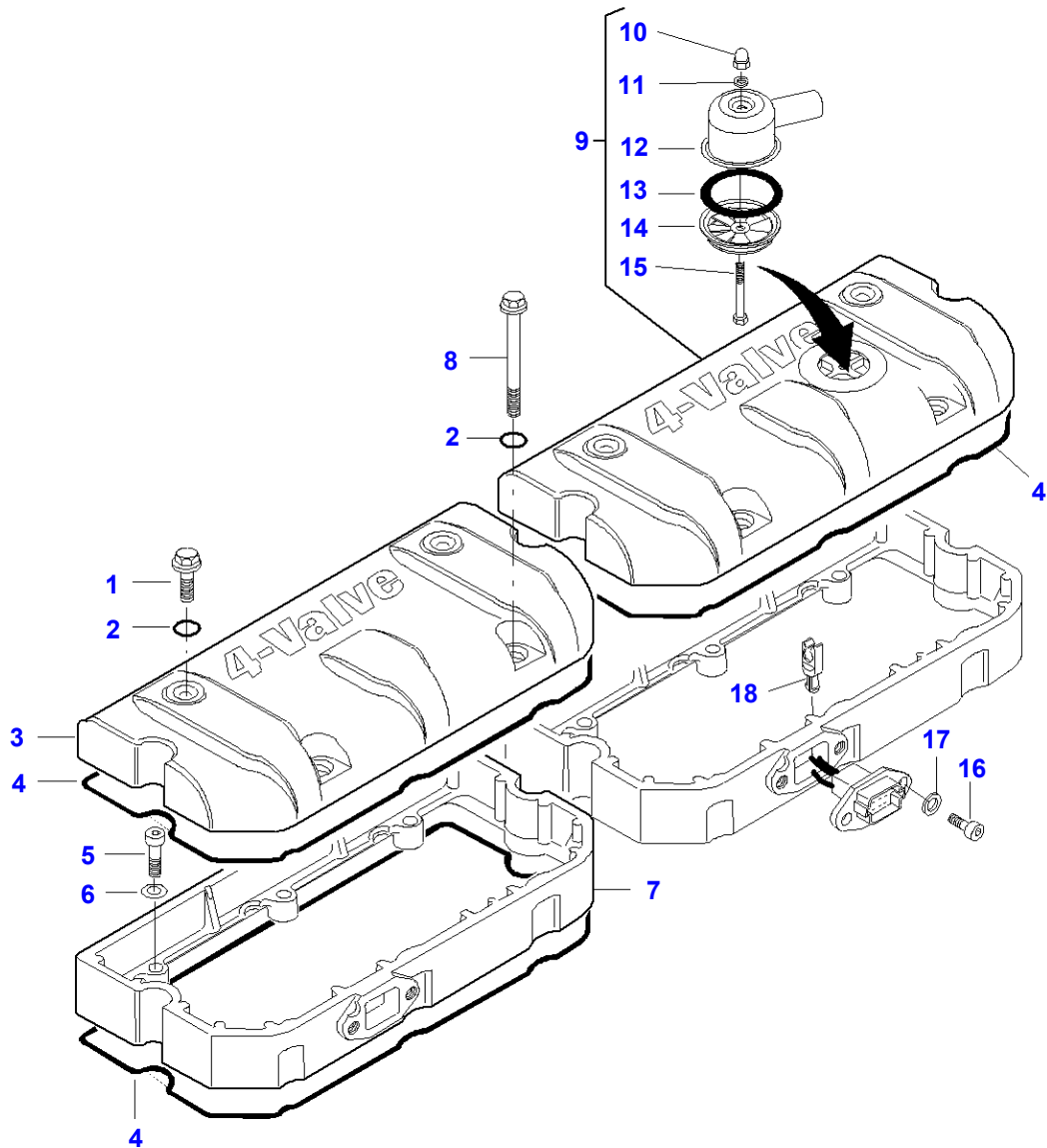
Item	Part Number	Qty	Description	Comments
1		2	Cylinder Head	Not serviced,order ref. 27
2	V837073174	24	Valve Guide	(1)
3	V837064907	12	Valve Seat	[B] (1)
	V837070187	X	Ring	Diameter + 0.20 MM
4	V837064908	12	Valve Seat	[A] (1)
	V837070188	X	Ring	Diameter + 0.20 MM
5	V836647942	4	Plug	(1)
6	V640016045	2	Plug	(1)
7	V528801830	4	Screw	M10 X 40
8	V836855348	1	Connector	
9	V836867752	1	Gasket	
10	V837069025	29	Carriage Bolt	
11	V546801900	4	Stud	M10 X 75
12	V836855350	1	Plate	
13	V836867753	1	Gasket	
14	V837070290	2	Head Gasket	
15	V836119643	1	Plug	
16	V615881822	2	Sealing Washer	
17	V836119837	1	Union	
18	V836640752	2	Shackle	
19	V836859110	5	Nut	
20	V836859109	5	Stud	
21	V836867567	3	Nut	M12/M16
22	V546801820	2	Stud	M10 X 35
23	V615881420	1	Sealing Washer	
24	V837073165	24	Gasket	
25	V581804582	1	Screw	M8 X 16
26	V836747849	1	Bracket	
27	V837073234	2	Cylinder Head	
28	V504601000	2	Nut	M10
29		X	Not Used	

FOOTNOTE [A] FOR VALVE INLET

FOOTNOTE [B] FOR VALVE EXHAUST

MF 8650 TRACTOR - 3906210  
1-WH23-011-A

1-WH23-011-A



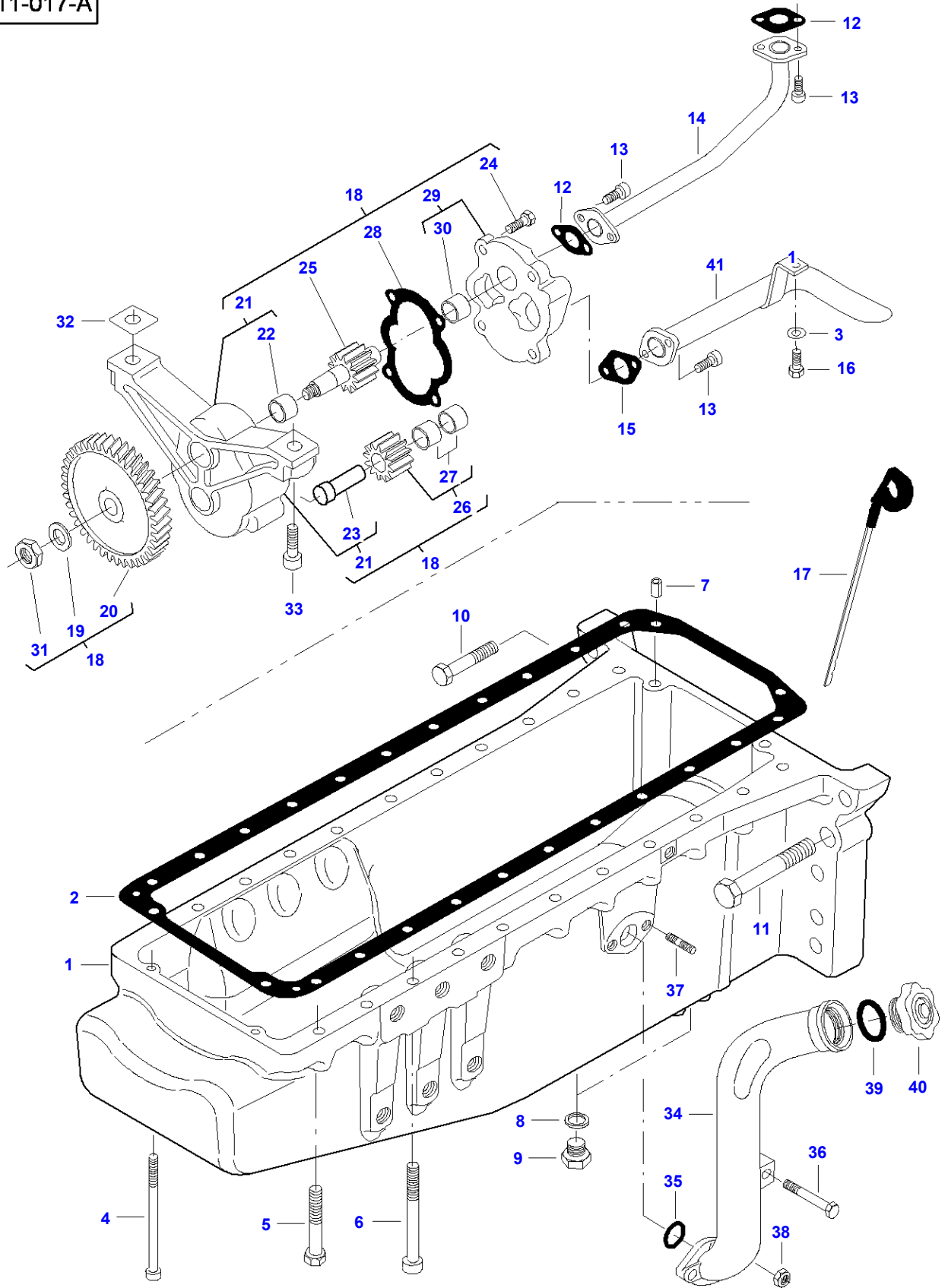


**Massey Ferguson****MF 8650 TRACTOR - 3906210****3906210****Page010-0050****Cylinder Head Cover**

<b>Item</b>	<b>Part Number</b>	<b>Qty</b>	<b>Description</b>	<b>Comments</b>
1	V540801780	4	Carriage Bolt	M10 X 20
2	V614901030	8	O Ring	
3	V837069022	1	Cover	
4	V837067881	4	Gasket	
5	V581804630	6	Screw	M8 X 30
6	V500950800	6	Flat Washer	
7	V837069021	2	Frame	
8	V540801910	4	Screw	M10 X 80
9	V837070452	1	Cover	
10	V519600602	1	Nut	(1) M6
11	V836667508	1	Seal	(1)
12	V837070442	1	Breather	(1)
13	V836667459	1	Gasket	(1)
14	V837070443	1	Cup	(1)
15	V528801172	1	Screw	(1) M6 X 60
16	V581804602	4	Hex Socket Screw	M8 X 20
17	V500150842	4	Flat Washer	
18	V837073227	4	Bracket	

MF 8650 TRACTOR - 3906210  
1-WH11-017-A

1-WH11-017-A

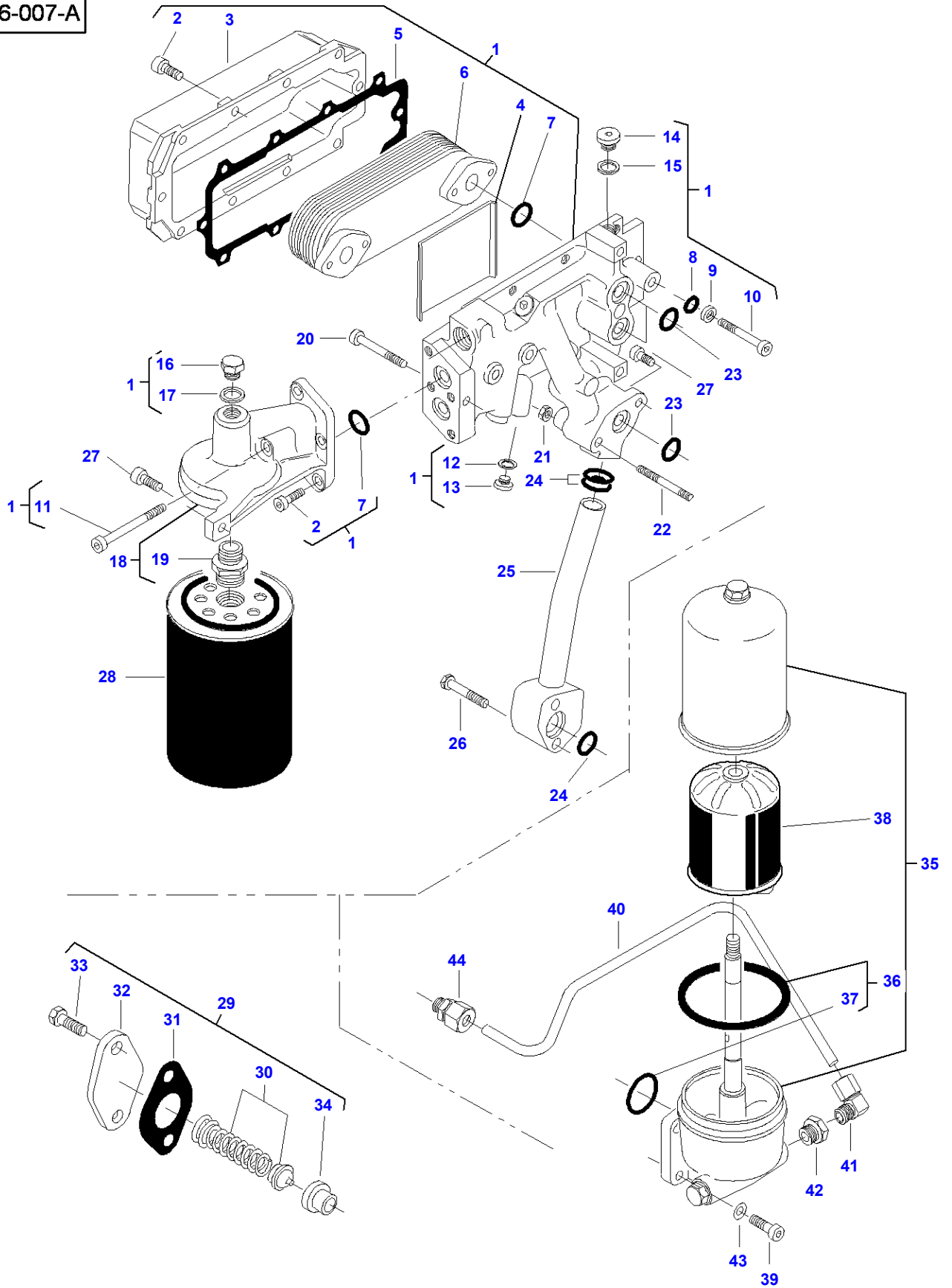


## Oil Sump

Item	Part Number	Qty	Description	Comments
1	V836867690	1	Oil Sump	
2	V836322183	1	Gasket	
3	V500150840	1	Washer	
4	V581704850	2	Screw	M8 X 180
5	V529701880	18	Hex Cap Screw	M10 X 65
6	V581705130	4	Hex Socket Screw	M10 X 80
7	V595954600	2	Pin	
8	V615881827	2	Sealing Washer	
9	V836655493	2	Plug	M18
10	V529903090	2	Screw	M16 X 70
11	V529904330	2	Screw	M22 X 90
12	V836008449	2	Gasket	
13	V581804600	6	Hex Socket Screw	M8 X 20
14	V836855673	1	Pipe	
15	V836338201	1	Gasket	
16	V528801360	1	Hex Cap Screw	M8 X 16
17	V836867924	1	Dipstick	
18	V836855300	1	Oil Pump	
19	V836122910	1	Flat Washer	(18)
20	V836338667	1	Gear	(18)
21	V836338186	1	Frame	(18) M10
22	V836322909	1	Bush	(21)
23	V836322906	1	Shaft	(21)
24	V528801380	4	Hex Cap Screw	(18)
25	V836338182	1	Gear	(18)
26	V836338180	1	Gear	(18)
27	V836322909	2	Bush	(26)
28	V836338188	1	Gasket	(18)
29	V836855297	1	Cover	(18)
30	V836322909	1	Bush	(29)
31	V504861000	1	Nut	(18) M10
32	V836007871	X	Shim	
33	V581805050	2	Hex Socket Screw	M10 X 40
34	V836873126	1	Pipe	
35	V614603230	1	O Ring	
36	V529801450	1	Hex Cap Screw	M8 X 50
37	V546801380	2	Stud	M8 X 20
38	V504800800	2	Nut	M8
39	V614704850	1	O Ring	
40	V836659968	1	Cap	
41	V836867835	1	Pipe	

MF 8650 TRACTOR - 3906210  
1-WH26-007-A

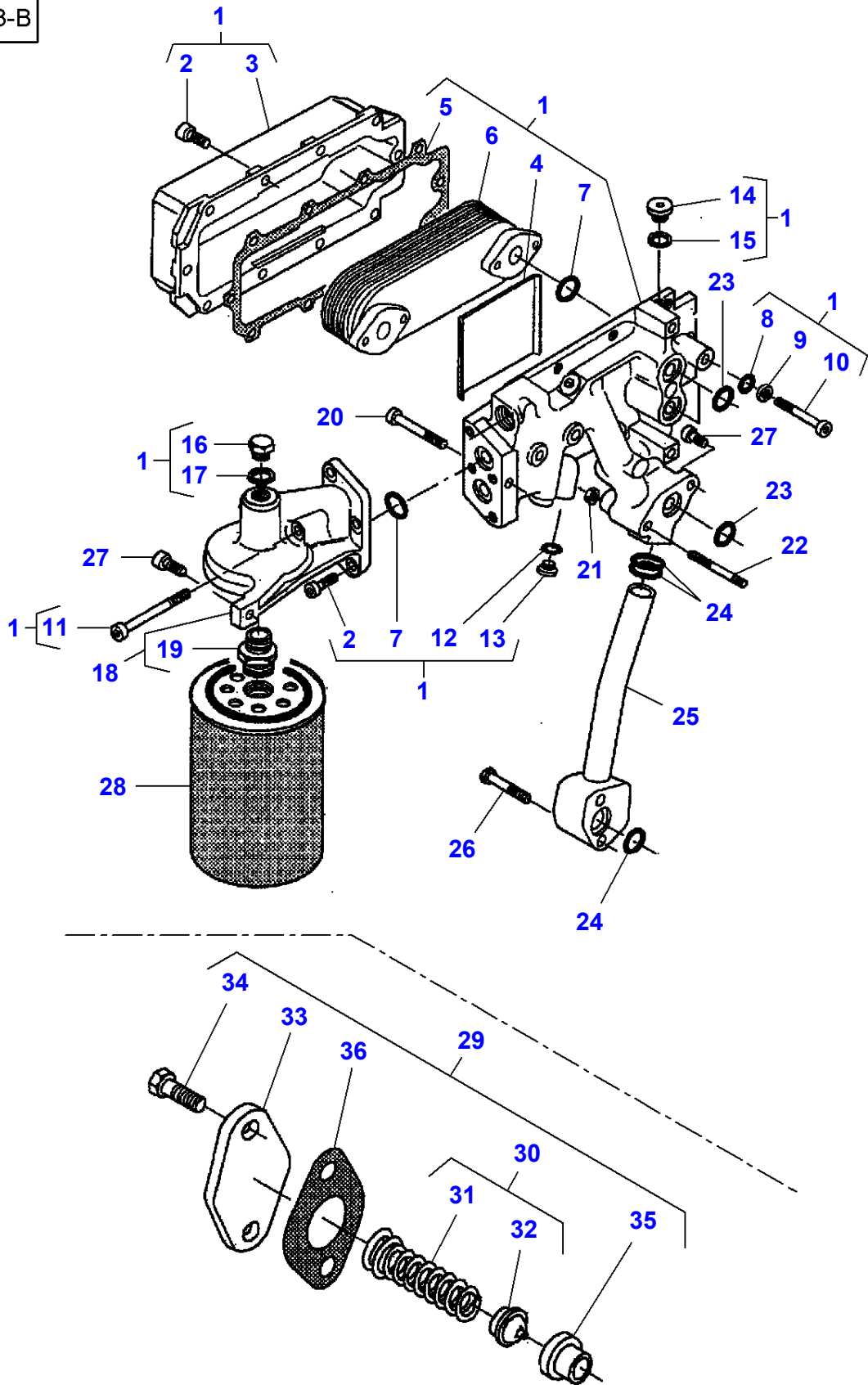
1-WH26-007-A



Item	Part Number	Qty	Description	Comments
1	V836859182	1	Oil Cooler	
2	V581804620	13	Hex Socket Screw	(1) M8 X 25
3	V836855519	1	Housing	(1)
4	V836855521	1	Guide	(1)
5	V836855520	1	Gasket	(1)
6	V836855484	1	Element	(1)
7	V614602030	4	O Ring	(1)
8	V614600724	4	O Ring	(1)
9	V836855517	4	Washer	(1)
10	V581804690	4	Screw	(1) M8 X 60
11	V581804730	1	Screw	(1) M8 X 80
12	V615881216	1	Sealing Washer	(1)
13	V640305012	1	Plug	(1)
14	V640325018	3	Plug	(1)
15	V615881822	3	Sealing Washer	(1)
16	V836119079	1	Plug	(1)
17	V615881620	1	Sealing Washer	(1)
18	V836859187	1	Filter Head	(1)
19	V836859105	1	Nipple	(18)
20	V581804690	2	Screw	M8 X 60
21	V504800800	2	Nut	M8
22	V546801490	2	Bolt	M8 X 70
23	V614602030	3	O Ring	
24	V614602430	3	O Ring	
25	V836859134	1	Pipe	
26	V529801460	2	Hex Cap Screw	M8 X 55
27	V581804620	2	Hex Socket Screw	M8 X 25
28	<b>V836862582</b>	1	Oil Filter	
29	V836662130	1	Control Valve	
30	V836667650	1	Kit, Valve	(29)
31	V836322190	1	Gasket	(29)
32	V836659524	1	Cover	(29)
33	V528801380	2	Hex Cap Screw	(29) M8 X 20
34	V836659521	1	Valve Seat	(29)
35	V836359603	1	Oil Filter	
36	<b>V836362229</b>	1	Gasket	(35)
37	V836664226	1	O Ring	(36)
38	<b>V836362228</b>	1	Filter	(35)
39	V581705030	4	Hex Socket Screw	M10 X 30
40	V836873282	1	Pipe	
41	V641166008	1	Elbow Union	
42	V836673155	1	Union	
43	V500951000	4	Flat Washer	
44	V641016008	1	Union	

MF 8650 TRACTOR - 3906210  
1-WH26-003-B

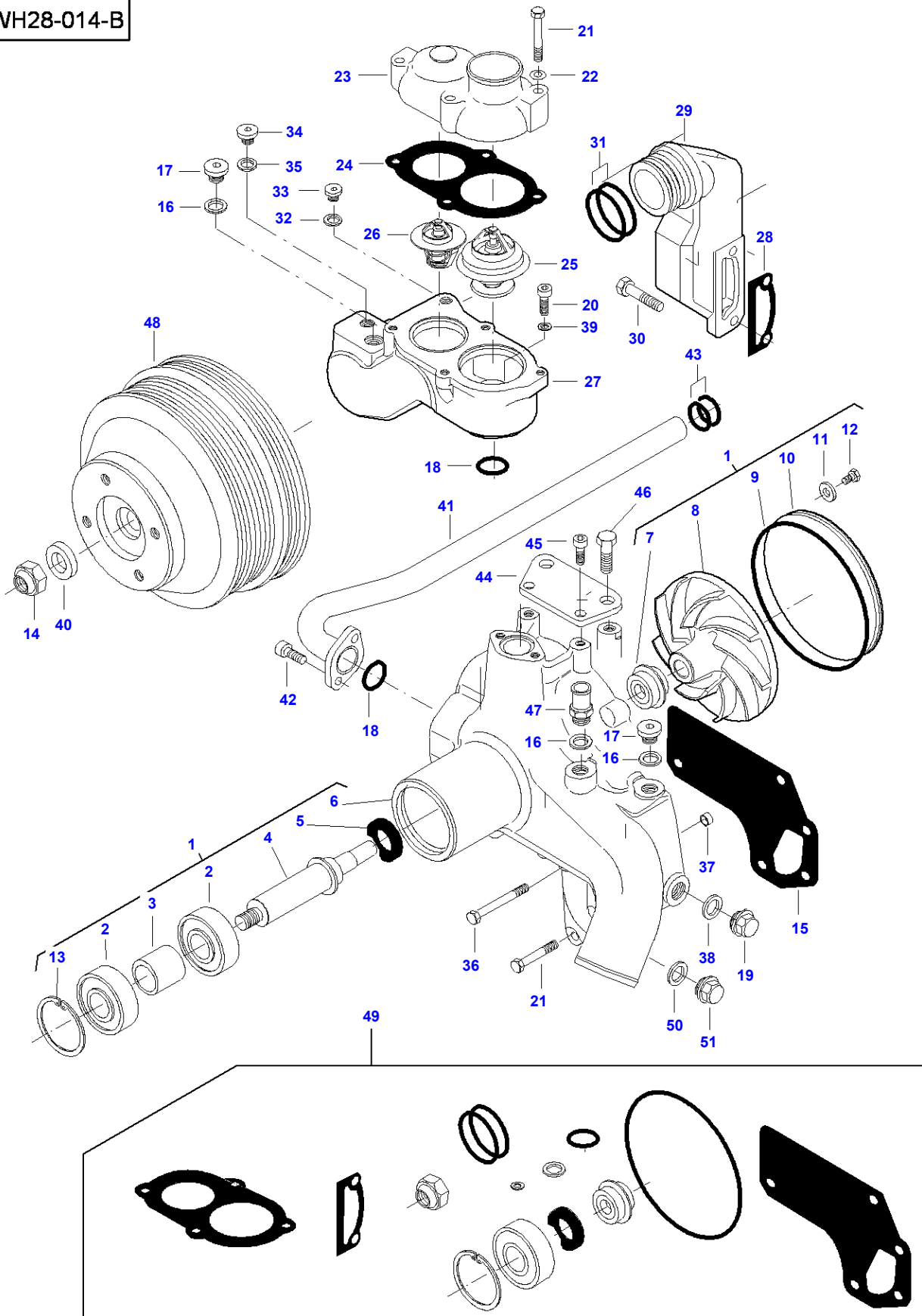
1-WH26-003-B



Item	Part Number	Qty	Description	Comments
1	V836859182	1	Oil Cooler	
2	V581804620	13	Hex Socket Screw	(1) M8 X 25
3	V836855519	1	Housing	(1)
4	V836855521	1	Guide	(1)
5	V836855520	1	Gasket	(1)
6	V836855484	1	Element	(1)
7	V614602030	4	O Ring	(1)
8	V614600724	4	O Ring	(1)
9	V836855517	4	Washer	(1)
10	V581804690	4	Screw	(1) M8 X 60
11	V581804730	1	Screw	(1) M8 X 80
12	V615881216	1	Sealing Washer	(1)
13	V640305012	1	Plug	(1)
14	V640325018	3	Plug	(1)
15	V615881822	3	Sealing Washer	(1)
16	V836119079	1	Plug	(1)
17	V615881620	1	Sealing Washer	(1)
18	V836859187	1	Filter Head	(1)
19	V836859105	1	Nipple	(18)
20	V581804690	2	Screw	M8 X 60
21	V504800800	2	Nut	M8
22	V546801490	2	Bolt	M8 X 70
23	V614602030	3	O Ring	
24	V614602430	3	O Ring	
25	V836859134	1	Pipe	
26	V529801460	2	Hex Cap Screw	M8 X 55
27	V581804620	2	Hex Socket Screw	M8 X 25
28	<b>V836862582</b>	1	Oil Filter	
29	V836662130	1	Control Valve	
30	V836667650	1	Kit, Valve	(29)
31		1	Spring	(30)
32		1	Plate	Not serviced,order REF. 30 (30) Not serviced,order REF. 30
33	V836659524	1	Cover	(29)
34	V528801380	2	Hex Cap Screw	(29) M8 X 20
35	V836659521	1	Valve Seat	(29)
36	V836322190	1	Gasket	(29)

MF 8650 TRACTOR - 3906210  
1-WH28-014-B

1-WH28-014-B



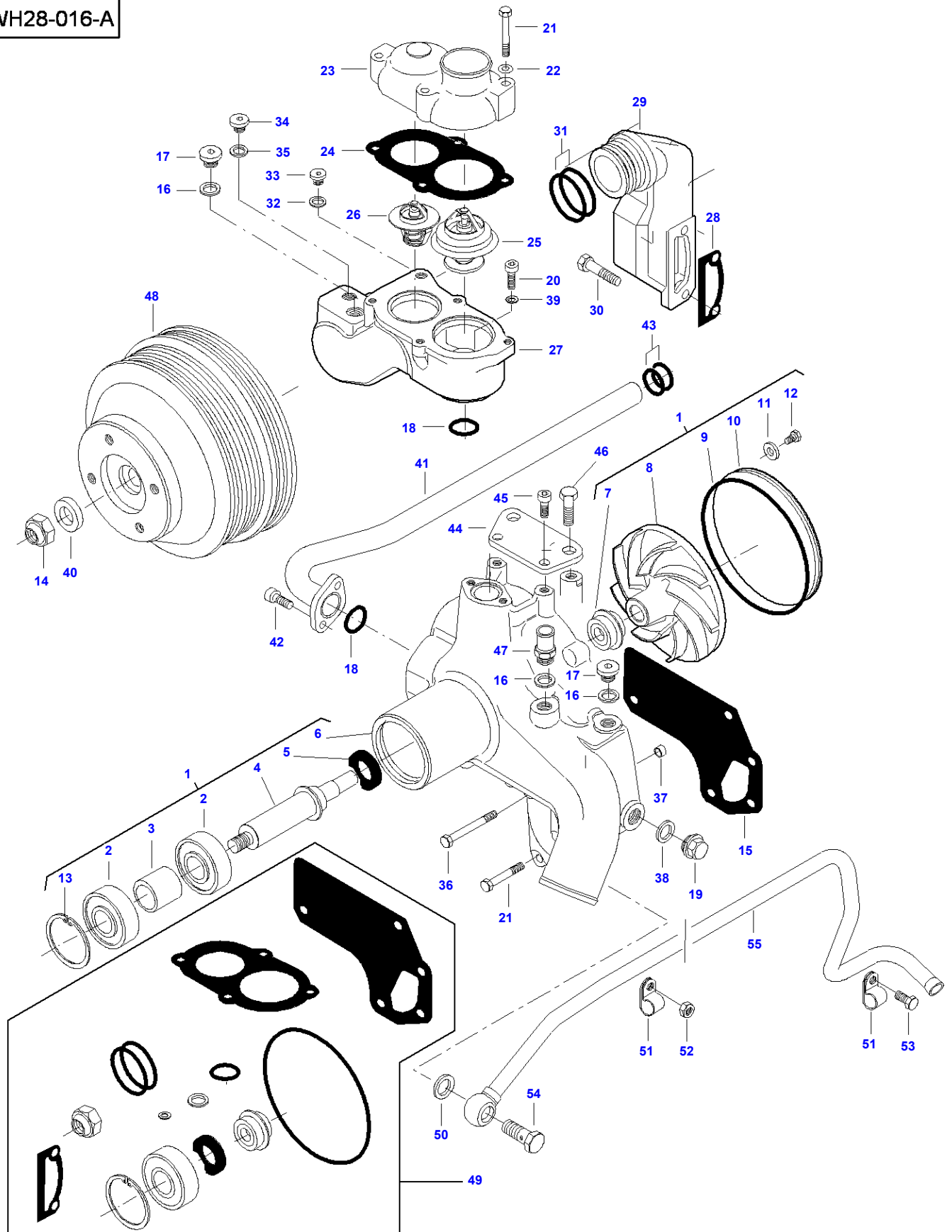


## Water Pump - AGCO POWER SISU IEGR

Item	Part Number	Qty	Description	Comments
1	V836867723	1	Water Pump	
2	V610063065	2	Bearing	(1)
3	V836859122	1	Sleeve	(1)
4	V836867769	1	Shaft	(1)
5	V614703042	1	Oil Seal	(1)
6		1	Body	(1) Not serviced, order ref. 1
7	V836859452	1	Gasket	(1)
8	V836867722	1	Impeller	(1)
9	V614615030	1	O Ring	(1)
10	V836867721	1	Cover	(1)
11	V836867659	2	Washer	(1)
12	V528801052	2	Hex Cap Screw	(1) M6 X 12
13	V617330072	1	Circlip	(1)
14	V527601600	1	Nut	M16
15	V836867770	1	Gasket	
16	V615881822	3	Sealing Washer	
17	V640325018	2	Plug	
18	V614602930	2	O Ring	
19	V640045126	1	Plug	
20	V581804620	2	Hex Socket Screw	M8 X 25
21	V529801450	4	Hex Cap Screw	M8 X 50
22	V500950800	4	Flat Washer	
23	V836329631	1	Cover	
24	V836329632	1	Gasket	
25	V836331590	1	Thermostat	83  C
26	V836015156	1	Thermostat	79  C
27	V836867726	1	Housing	
28	V836867753	1	Gasket	
29	V836867725	1	Pipe	
30	V529801892	2	Screw	M10 X 70
31	V614604958	2	O Ring	
32	V615871014	1	Sealing Washer	
33	V640325110	1	Plug	
34	V640325014	1	Plug	
35	V615881418	1	Sealing Washer	
36	V529801510	2	Hex Cap Screw	M8 X 80
37	V598355365	1	Dowel	
38	V615892631	1	Seal	
39	V836015967	2	Washer	
40	V836867626	1	Washer	
41	V836867780	1	Pipe	
42	V581804600	2	Hex Socket Screw	M8 X 20
43	V614602430	2	O Ring	
44	V836867772	1	Support	
45	V581805000	2	Hex Socket Screw	M10 X 20
46	V528803010	1	Screw	M16 X 30
47	V836119838	1	Union	
48	V836873115	1	Pulley	
49	V837079108	1	Kit, Repair	
50	V615882227	1	Sealing Washer	
51	V640045022	1	Plug	

MF 8650 TRACTOR - 3906210  
1-WH28-016-A

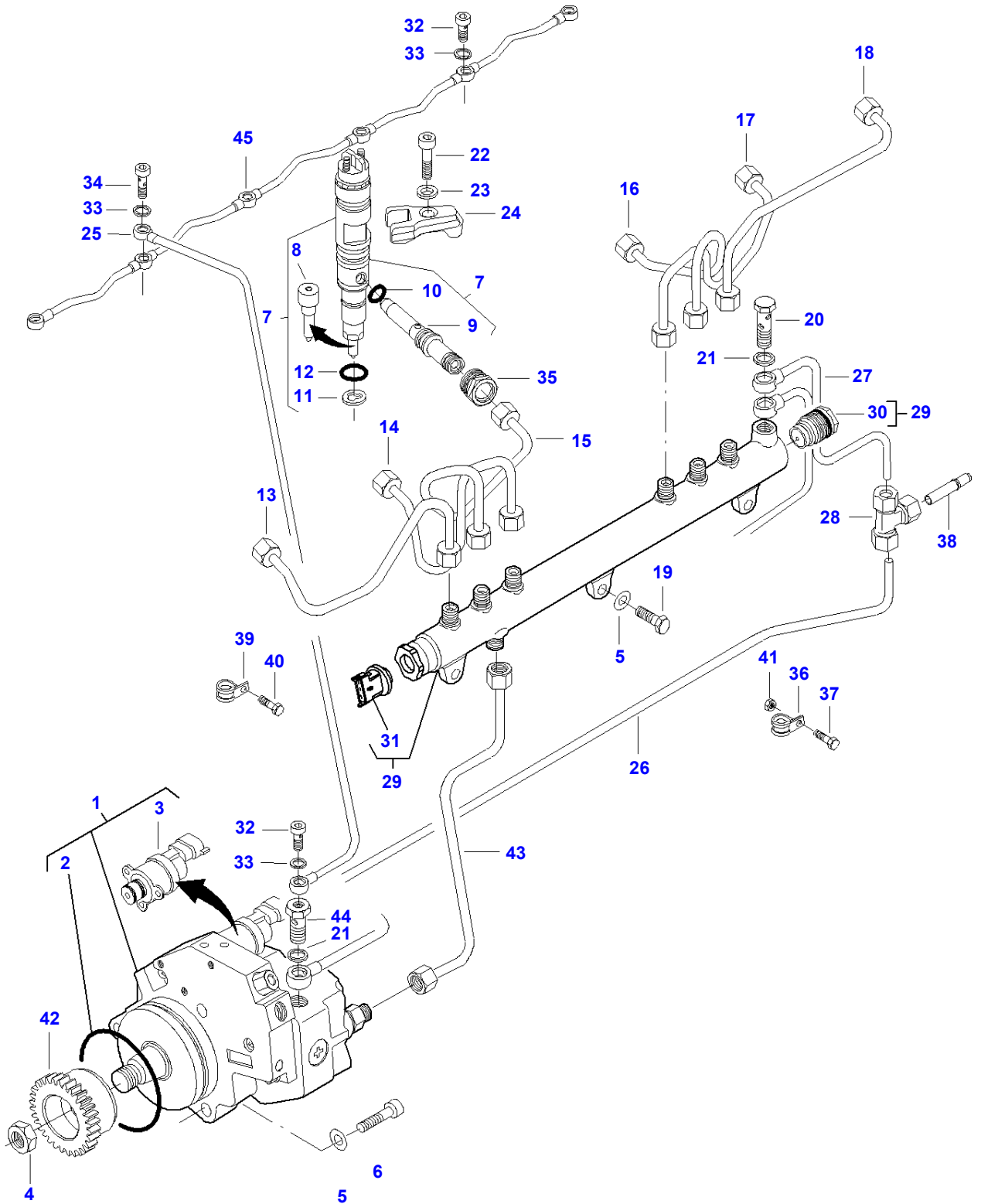
1-WH28-016-A



Item	Part Number	Qty	Description	Comments
1	V836867723	1	Water Pump	
2	V610063065	2	Bearing	(1)
3	V836859122	1	Sleeve	(1)
4	V836867769	1	Shaft	(1)
5	V614703042	1	Oil Seal	(1)
6		1	Body	(1) Not serviced,order ref. 1
7	V836859452	1	Gasket	(1)
8	V836867722	1	Impeller	(1)
9	V614615030	1	O Ring	(1)
10	V836867721	1	Cover	(1)
11	V836867659	2	Washer	(1)
12	V528801052	2	Hex Cap Screw	(1) M6 X 12
13	V617330072	1	Circlip	(1)
14	V527601600	1	Nut	M16
15	V836867770	1	Gasket	
16	V615881822	3	Sealing Washer	
17	V640325018	2	Plug	
18	V614602930	2	O Ring	
19	V640045126	1	Plug	
20	V581804620	2	Hex Socket Screw	M8 X 25
21	V529801450	4	Hex Cap Screw	M8 X 50
22	V500950800	4	Flat Washer	
23	V836329631	1	Cover	
24	V836329632	1	Gasket	
25	V836331590	1	Thermostat	83  C
26	V836015156	1	Thermostat	79  C
27	V836867726	1	Housing	
28	V836867753	1	Gasket	
29	V836867725	1	Pipe	
30	V529801892	2	Screw	M10 X 70
31	V614604958	2	O Ring	
32	V615871014	1	Sealing Washer	
33	V640325110	1	Plug	
34	V640325014	1	Plug	
35	V615881418	1	Sealing Washer	
36	V529801510	2	Hex Cap Screw	M8 X 80
37	V598355365	1	Dowel	
38	V615892631	1	Seal	
39	V836015967	2	Washer	
40	V836867626	1	Washer	
41	V836867780	1	Pipe	
42	V581804600	2	Hex Socket Screw	M8 X 20
43	V614602430	2	O Ring	
44	V836867772	1	Support	
45	V581805000	2	Hex Socket Screw	M10 X 20
46	V528803010	1	Screw	M16 X 30
47	V836119838	1	Union	
48	V836873115	1	Pulley	
49	V837079108	1	Kit, Repair	
50	V615882227	2	Sealing Washer	
51	V602074618	3	Clamp	
52	V504600802	2	Nut	M8
53	V528801362	1	Hex Cap Screw	M8 X 16
54	V640435018	1	Banjo Bolt	
55	V836873490	1	Tube	

MF 8650 TRACTOR - 3906210  
1-WH09-030-B

1-WH09-030-B

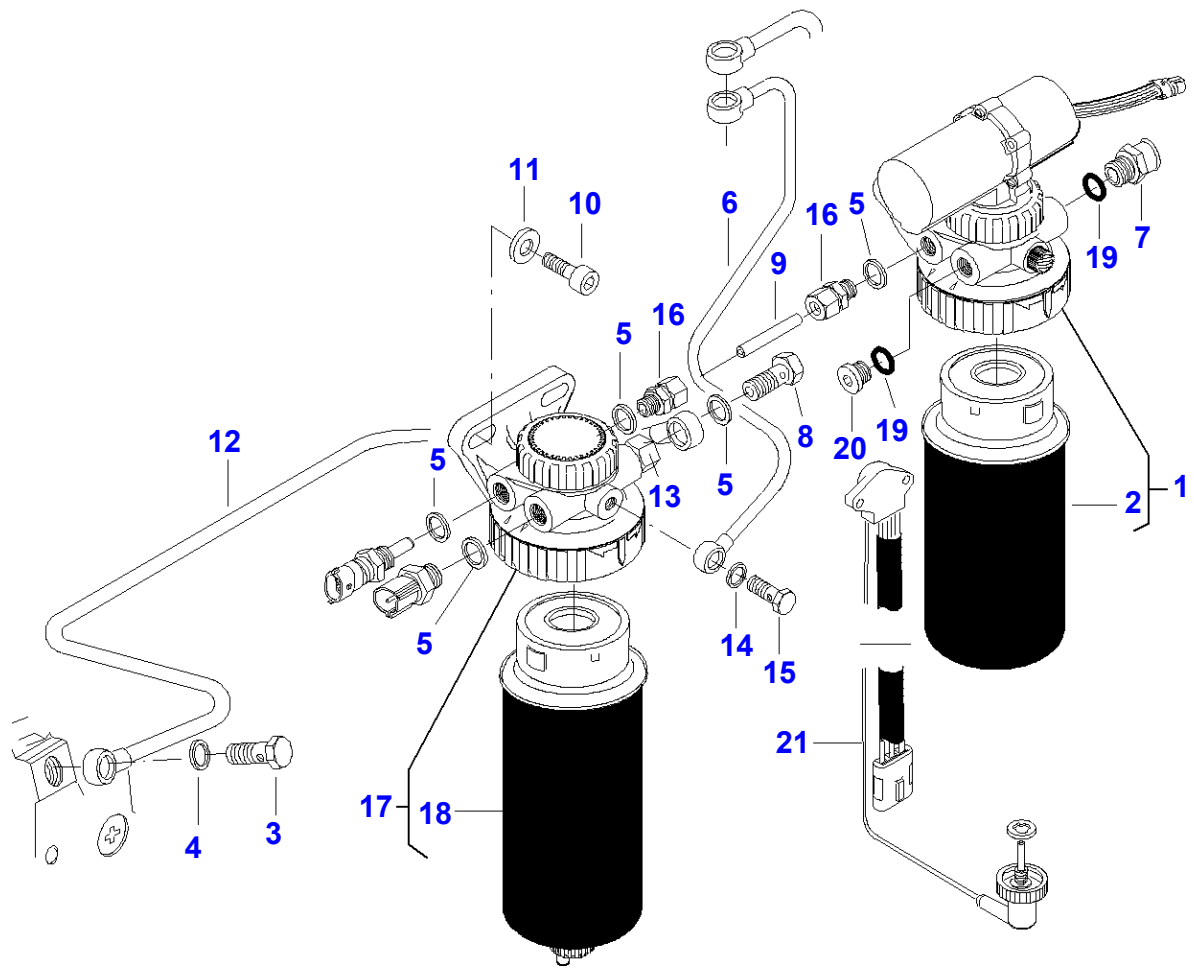


## Injection System

Item	Part Number	Qty	Description	Comments
1	V837069146	1	Injection Pump	
2	V837069147	1	O Ring	(1)
3	V837071191	1	Control Valve	(1)
4	V504611802	1	Nut	M18
5	V500950800	4	Flat Washer	
6	V581804650	3	Screw	M8 X 40
7	V837062629	6	Injector	
8		6	Nozzle	(7) Not serviced,order ref. 8
9		1	Tube	(7) Not serviced,order REF. 8
10	V837069314	1	Ring	(7)
11	V837069032	1	Seal	(7)
12	V837069313	1	Seal	(7)
13	V837070077	1	Fuel Line	CYL. No 1
14	V837070078	1	Fuel Line	CYL. No 2
15	V837070079	1	Fuel Line	CYL. No 3
16	V837070080	1	Fuel Line	CYL. No 4
17	V837070081	1	Fuel Line	CYL. No 5
18	V837070082	1	Fuel Line	CYL. No 6
19	V528801380	1	Hex Cap Screw	M8 X 20
20	V640425008	1	Screw	
21	V615881216	5	Sealing Washer	
22	V581704660	6	Screw	M8 X 45
23	V837070121	6	Washer	
24	V837069007	6	Fastener	
25	V837070276	1	Fuel Pipe	
26	V837070257	1	Fuel Line	
27	V837070255	1	Fuel Pipe	
28	V641436008	1	Union	
29	V837069050	1	Fuel Pipe	
30	V837069409	1	Pressure Valve	(29)
31	<b>V837069410</b>	1	Sensor	(29)
32	V837073117	6	Banjo Bolt	
33	V615870812	14	Gasket	
34	V837073118	1	Screw	
35	V837069268	6	Nut	
36	V602074608	6	Clamp	
37	V528801082	4	Hex Cap Screw	M6 X 20
38	V837067935	1	Pipe	
39	V602070605	1	Band	
40	V528800752	1	Screw	M5 X 12
41	V510600602	3	Nut	M6
42	V837070087	1	Gear	
43	V837070248	1	Pipe	
44	V837070314	1	Screw	
45	V837069027	1	Pipe	

MF 8650 TRACTOR - 3906210  
1-WH14-030-A

1-WH14-030-A



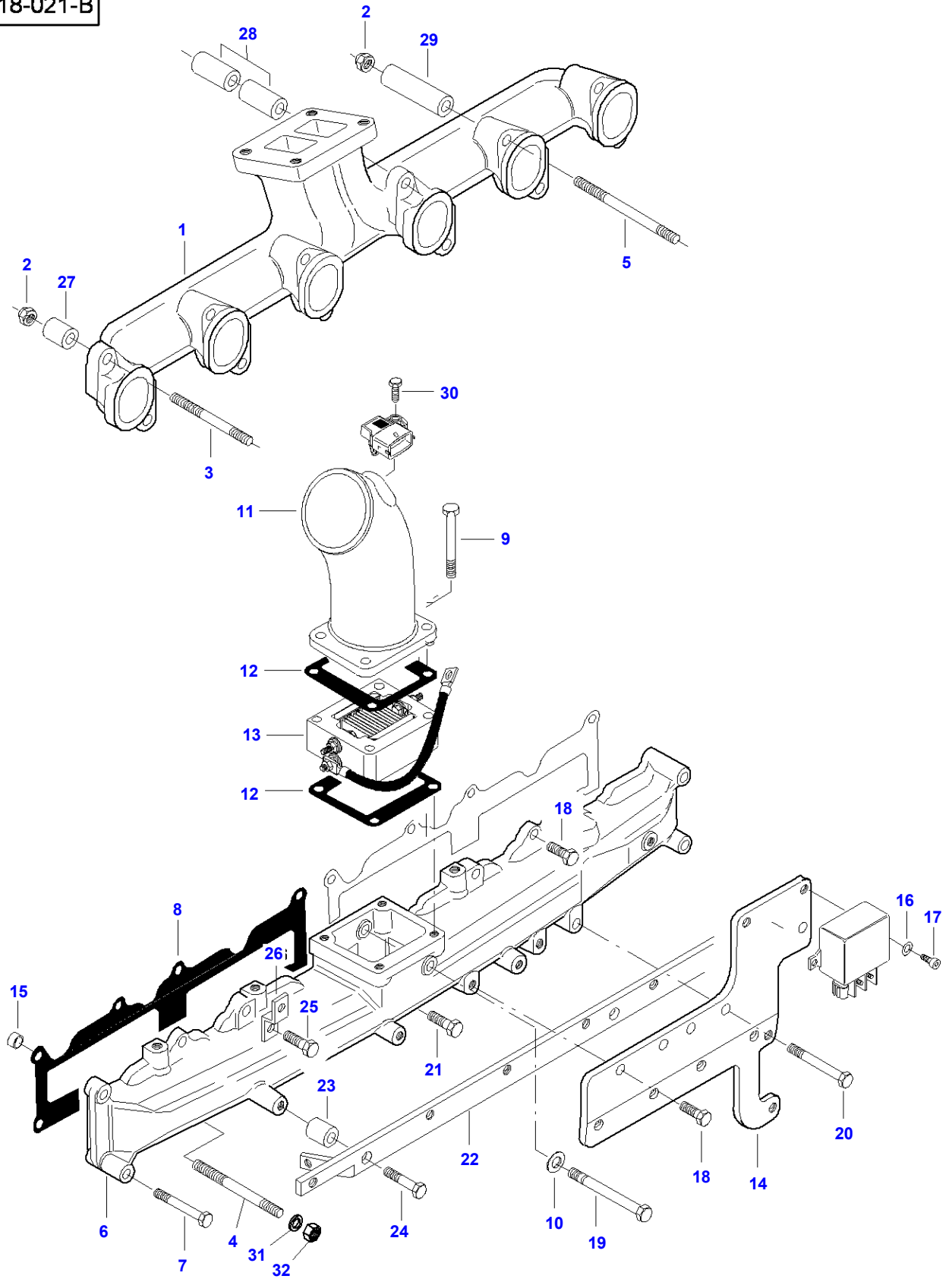
## Low Pressure Fuel System

Item	Part Number	Qty	Description	Comments
1	V836867832	1	Pre-Filter	
2	<b>V836867591</b>	1	Fuel Element	(1)
3	V640435008	1	Banjo Bolt	
4	V615881216	2	Sealing Washer	
5	V615881420	8	Sealing Washer	
6	V837070253	1	Fuel Pipe	
7	V837073370	1	Pipe	
8	V640435010	2	Banjo Bolt	
9	V837070223	1	Fuel Line	
10	V581705030	4	Hex Socket Screw	M10 X 30
11	V500151050	4	Flat Washer	
12	V837070251	1	Fuel Line	
13	V836336934	2	Union	
14	V615871014	2	Sealing Washer	
15	V640435006	1	Banjo Bolt	
16	V641086010	2	Union	
17	<b>V836867830</b>	1	Fuel Filter	
18	<b>V836867595</b>	1	Fuel Element	(17)
19	V614601125	2	O Ring	
20	V640325014	2	Plug	
21	<b>V836866576</b>	1	Sensor	[A]

FOOTNOTE [A] WATER

MF 8650 TRACTOR - 3906210  
1-WH18-021-B

1-WH18-021-B





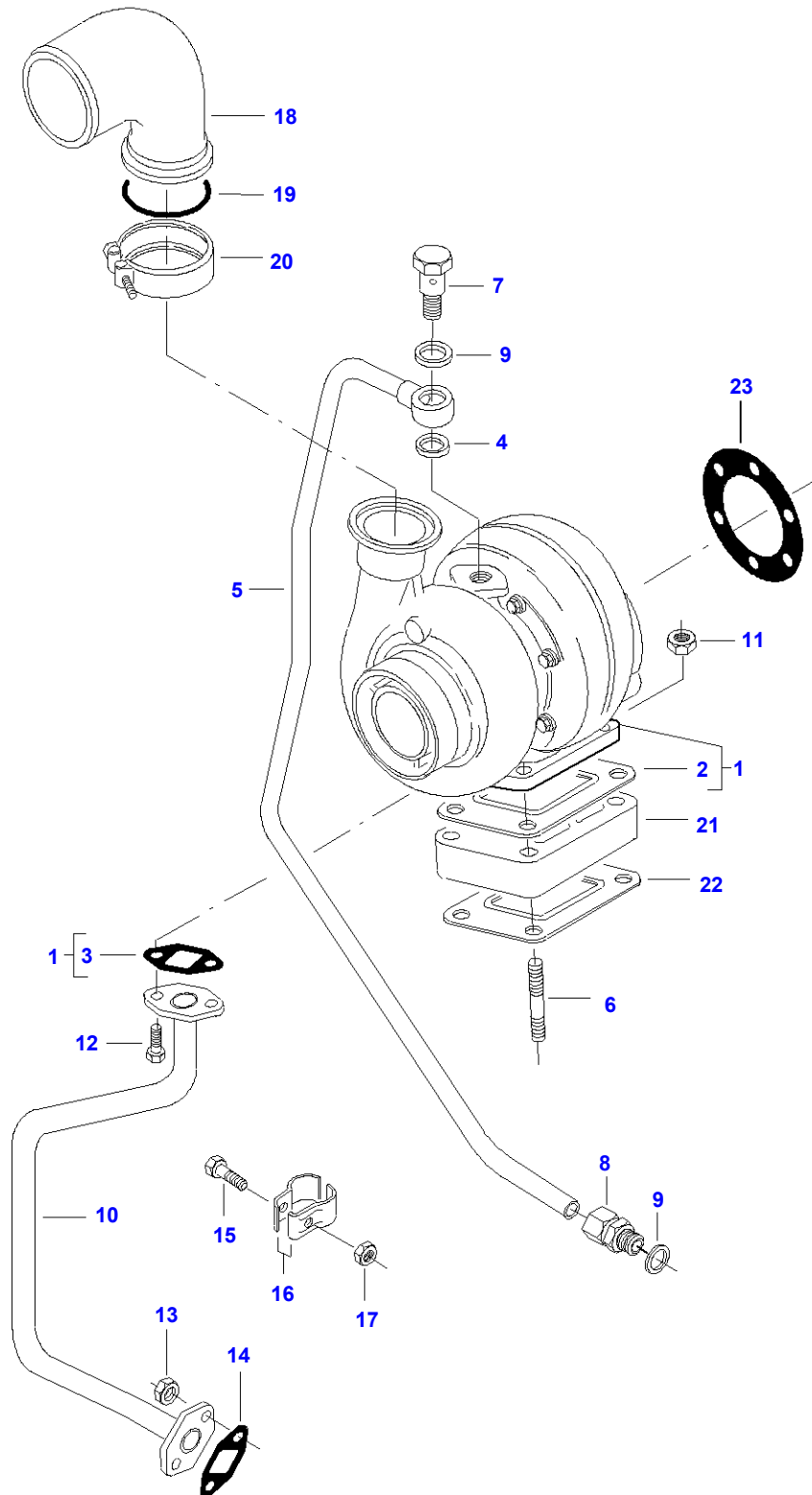
## Air Induction &amp; Exhaust

Item	Part Number	Qty	Description	Comments
1	V836873000	1	Exhaust Manifold	
2	V513601002	12	Nut	
3	V836859188	2	Stud	M10 X 100
4	V546801430	2	Bolt	[A] M8 X 40
5	V836667960	10	Stud	M10 X 150
6	V837070219	1	Intake Manifold	
7	V529801470	3	Hex Cap Screw	M8 X 60
8	V837069009	2	Gasket	
9	V529801480	4	Hex Cap Screw	M8 X 65
10	V836015967	1	Washer	
11	V837067825	1	Pipe	
12	V837067345	2	Gasket	
13	V837067295	1	Heater	
14	V837070228	1	Plate	
15	V598355365	1	Dowel	
16	V500050642	2	Flat Washer	
17	V581804182	2	Hex Socket Screw	M6 X 20
18	V528801400	3	Hex Cap Screw	M8 X 25
19	V529801550	1	Hex Cap Screw	M8 X 95
20	V529801530	2	Hex Cap Screw	M8 X 90
21	V528801410	6	Hex Cap Screw	M8 X 30
22	V837070328	1	Support	
23	V836119384	2	Sleeve	
24	V529801440	2	Hex Cap Screw	M8 X 45
25	V528801420	1	Hex Cap Screw	M8 X 35
26	V836747849	1	Bracket	
27	V835346219	2	Sleeve	Length 19 MM
28	V836664013	2	Spacer	Length 45 MM
29	V837073494	9	Spacer	Length 84 MM
30	V528801082	1	Hex Cap Screw	M6 X 20
31	V500150842	2	Flat Washer	[A]
32	V504600802	2	Nut	[A]

FOOTNOTE [A] AGCO POWER SISU W/ E3 TECHNOLOGY

MF 8650 TRACTOR - 3906210  
1-WH24-011-A

1-WH24-011-A

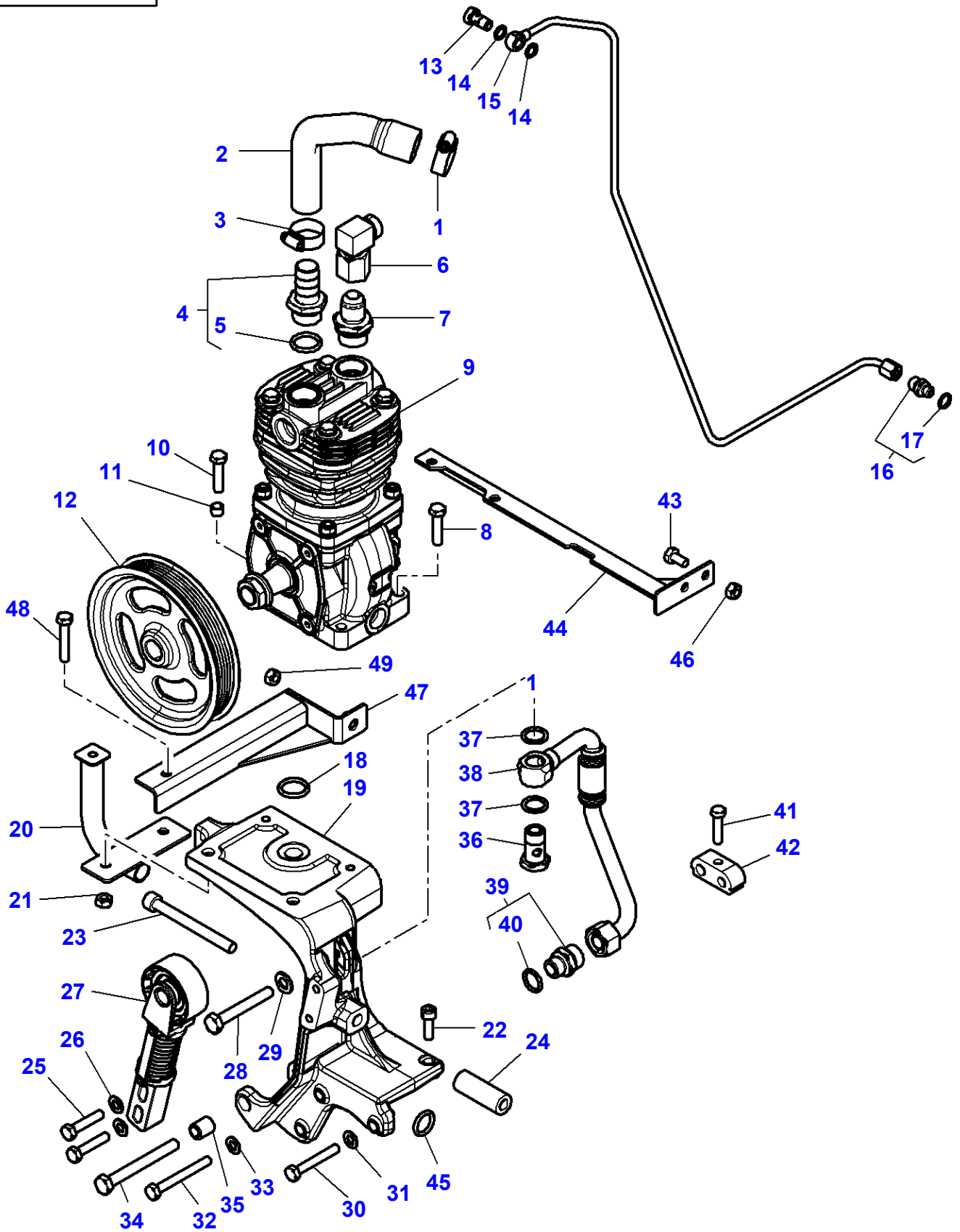


**Massey Ferguson****MF 8650 TRACTOR - 3906210****3906210****Page010-0095****Turbocharger - Pipes**

<b>Item</b>	<b>Part Number</b>	<b>Qty</b>	<b>Description</b>	<b>Comments</b>
1	V836840885	1	Turbocharger	
2	V836840992	1	Gasket	(1)
3	V836866809	1	Gasket	(1)
4	V615881420	1	Sealing Washer	
5	V837070394	1	Pipe	
6	V546701850	4	Bolt	M10 X 50
7	V836855714	1	Screw	
8	V641086012	1	Union	
9	V615881622	2	Seal	
10	V837070397	1	Pipe	
11	V521601000	4	Nut	
12	V528801380	2	Hex Cap Screw	M8 X 20
13	V504800800	2	Nut	M8
14	V836866809	1	Gasket	
15	V529801112	1	Screw	M6 X 30
16	V835324324	1	Bracket	
17	V504600602	1	Nut	M6
18	V836867533	1	Pipe	
19	V614605930	1	O Ring	
20	V836840930	1	Clamp	
21	V836855709	1	Flange	
22	V836840992	1	Gasket	
23	V886325175	1	Gasket	

MF 8650 TRACTOR - 3906210  
1-WH39-005-B

1-WH39-005-B

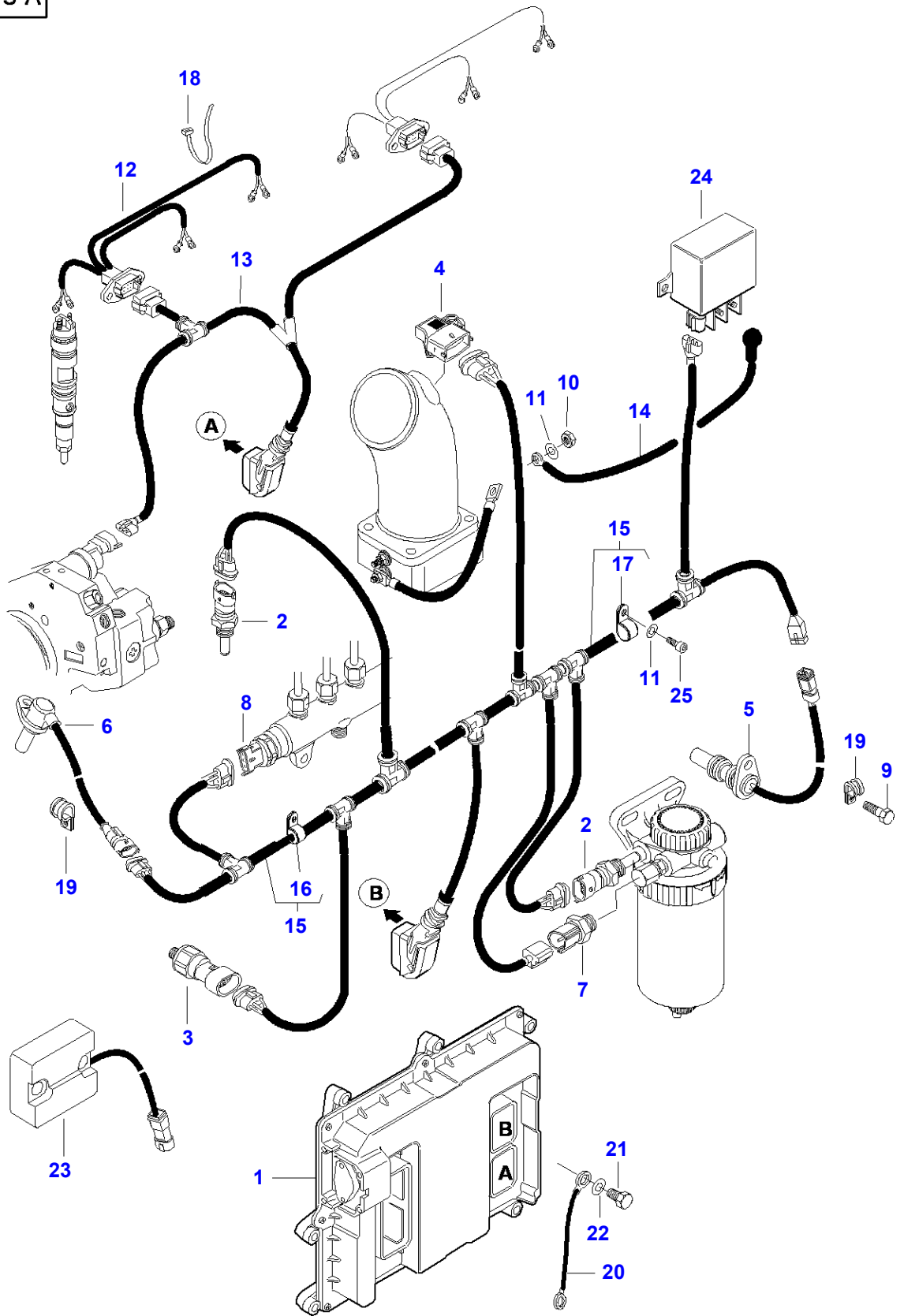


## Air Compressor

Item	Part Number	Qty	Description	Comments
1	338615X1	1	Hose Clip	
2	4290074M2	1	Hose	
3	338614X1	1	Hose Clip	
4	4285689M1	1	Stub	
5	3907728M1	1	Gasket	(4)
6	4286198M1	1	Union	
7	4286199M1	1	Union	
8	339009X1	2	Hex Cap Screw	M8 X 35
9	4286085M1	1	Compressor	
10	339010X1	1	Hex Cap Screw	M8 X 40
11	4275108M2	2	Pin	
12	4279746M1	1	Pulley	
13	4282533M2	1	Union	
14	1444744X1	2	Seal	
15	4287053M4	1	Tube	
16	338906X91	1	Union	
17	338760X1	1	O Ring	(16)
18	3011903X1	1	O Ring	
19	4288084M5	1	Support	
20	4296338M1	1	Bracket	
21	339169X1	2	Nut	M8
22	391990X1	1	Hex Socket Screw	M8 X 25
23	3009298X1	1	Hex Socket Screw	
24	3010856X1	1	Spacer	
25	339010X1	2	Hex Cap Screw	M8 X 40
26	390972X1	2	Flat Washer	
27	4282175M1	1	Tensioner	
28	3009501X1	1	Hex Cap Screw	M10 X 70
29	390734X1	1	Flat Washer	
30	339291X1	2	Hex Cap Screw	M8 X 55
31	390972X1	2	Flat Washer	
32	390246X1	1	Hex Cap Screw	M8 X 70
33	390972X1	1	Flat Washer	
34	3009503X1	1	Hex Cap Screw	M10 X 90
35	4282164M1	1	Spacer	
36	4282534M1	1	Screw	
37	339526X1	2	Seal	
38	4287054M3	1	Tube	
39	338717X91	1	Union	
40	338764X1	1	Seal	(39)
41	339337X1	1	Hex Cap Screw	M8 X 30
42	4282886M1	1	Bridle	Diameter 6-15 - M8
43	339124X1	2	Hex Cap Screw	M8 X 16
44	4298701M1	1	Support	
45	3010598X1	1	O Ring	
46	339169X1	2	Nut	M8
47	4298702M1	1	Support	
48	339011X1	1	Hex Cap Screw	M8 X 45
49	339402X1	1	Nut	M10

MF 8650 TRACTOR - 3906210  
1-WH40-013-A

1-WH40-013-A



## Electronic Engine Management

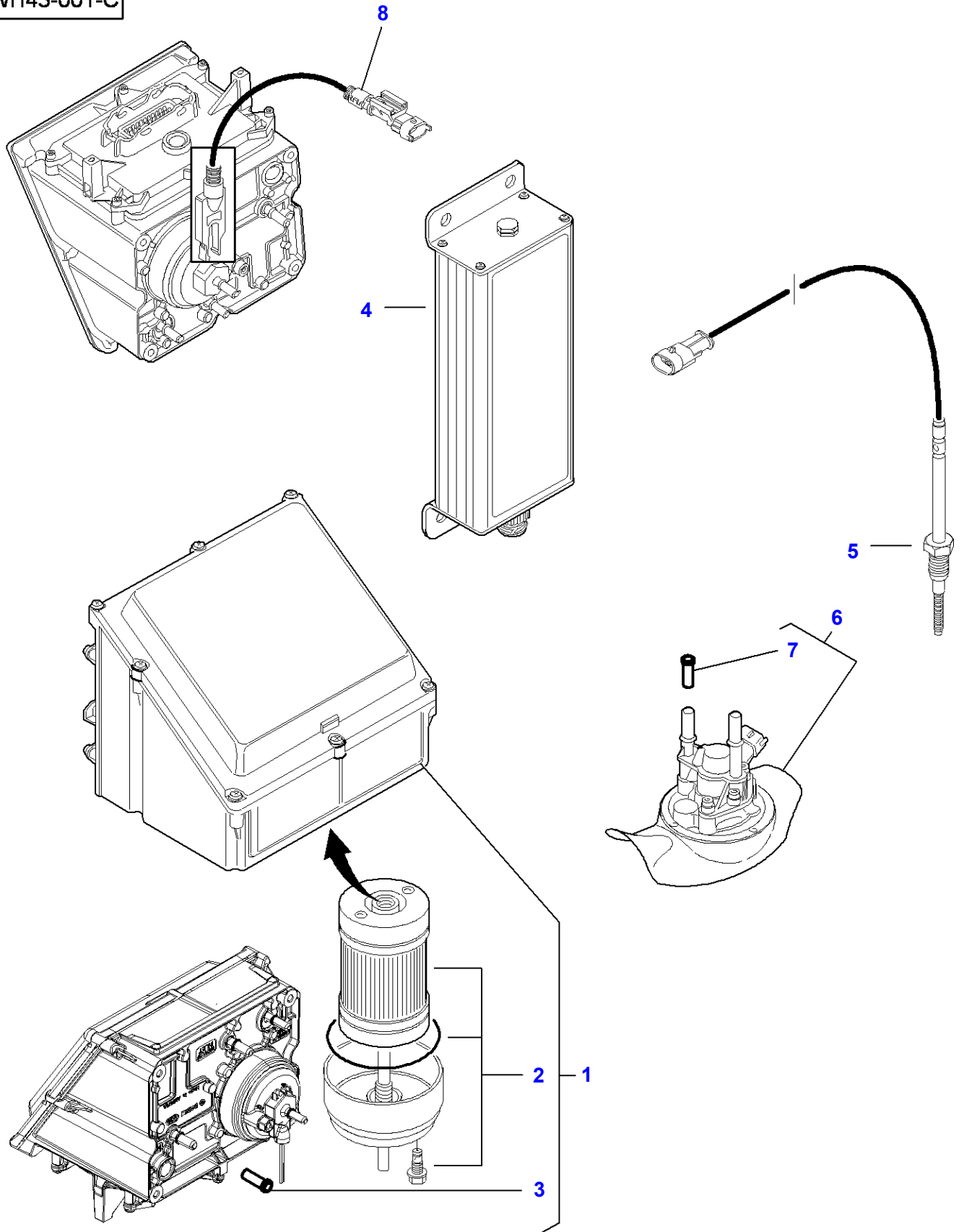
Item	Part Number	Qty	Description	Comments
1	V837071189	1	Control Unit	[F] FIE 84.531
	V837071189	1	Control Unit	[E] FIE 84.534
2	<b>V836667732</b>	2	Sensor	
3	<b>V837070201</b>	1	Sensor	
4	<b>V836666980</b>	1	Sensor	
5	<b>V837069150</b>	1	Speed Sensor	
6	<b>V837070189</b>	1	Speed Sensor	
7	<b>V837070209</b>	1	Pressure Switch	
8	<b>V837069410</b>	1	Sensor	
9	V528801400	1	Hex Cap Screw	M8 X 25
10	V504600602	2	Nut	M6
11	V500050642	6	Flat Washer	
12	V837070048	2	Harness	
13	V837070049	1	Harness	
14	V837070055	1	Wire	
15	V837070050	1	Harness	
16	V837073181	1	Clip	(15)
17	V837073182	1	Clip	(15)
18	V651755320	10	Cable Tie	
19	V602060610	2	Band	
20	V837070292	1	Earth Strap	
21	V528801360	1	Hex Cap Screw	M8 X 16
22	V500150842	1	Flat Washer	
23	V837073491	1	Module	
24	V837069047	1	Solenoid	
25	V581804182	4	Hex Socket Screw	M6 X 16

FOOTNOTE [E] AGCO POWER SISU W/ E3 TECHNOLOGY

FOOTNOTE [F] AGCO POWER SISU IEGR

MF 8650 TRACTOR - 3906210  
1-WH43-001-C

1-WH43-001-C

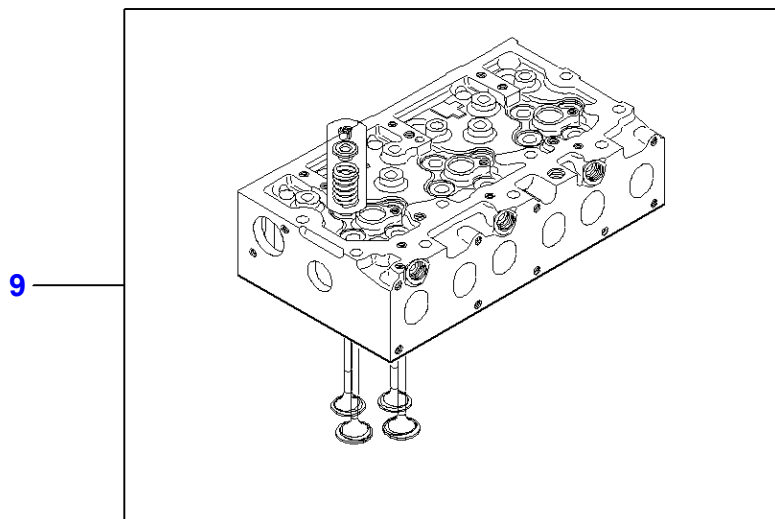
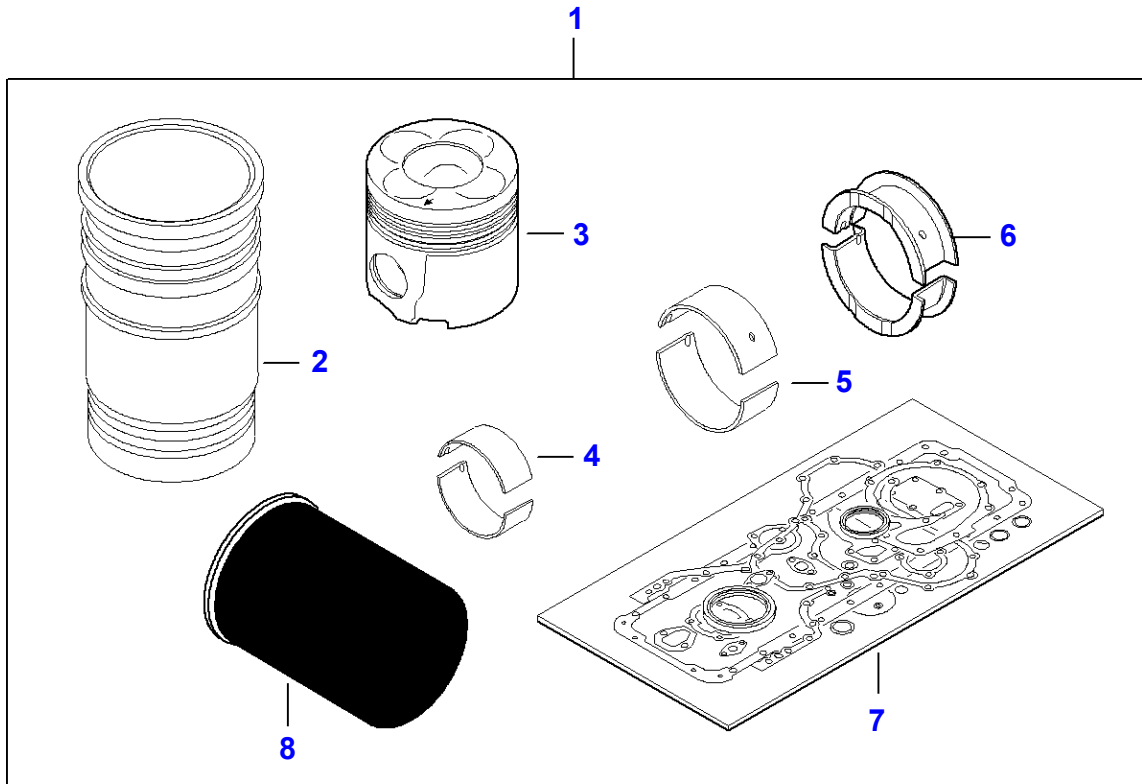




**Massey Ferguson****MF 8650 TRACTOR - 3906210****3906210****Engine Parts - AGCO POWER SISU w/ e3 Technology****Page010-0110**

<b>Item</b>	<b>Part Number</b>	<b>Qty</b>	<b>Description</b>	<b>Comments</b>
1	V837072439	1	Module	
2	<b>V837062993</b>	1	Kit, Element	(1)
3	<b>V837073366</b>	1	Prefilter	(1)
4	V837073269	1	Transformer	
5	<b>V837073309</b>	1	Temp. Sensor	
6	V837072107	1	Module	
7	<b>V837079146</b>	1	Prefilter	(6)
8	V837062992	1	Harness	

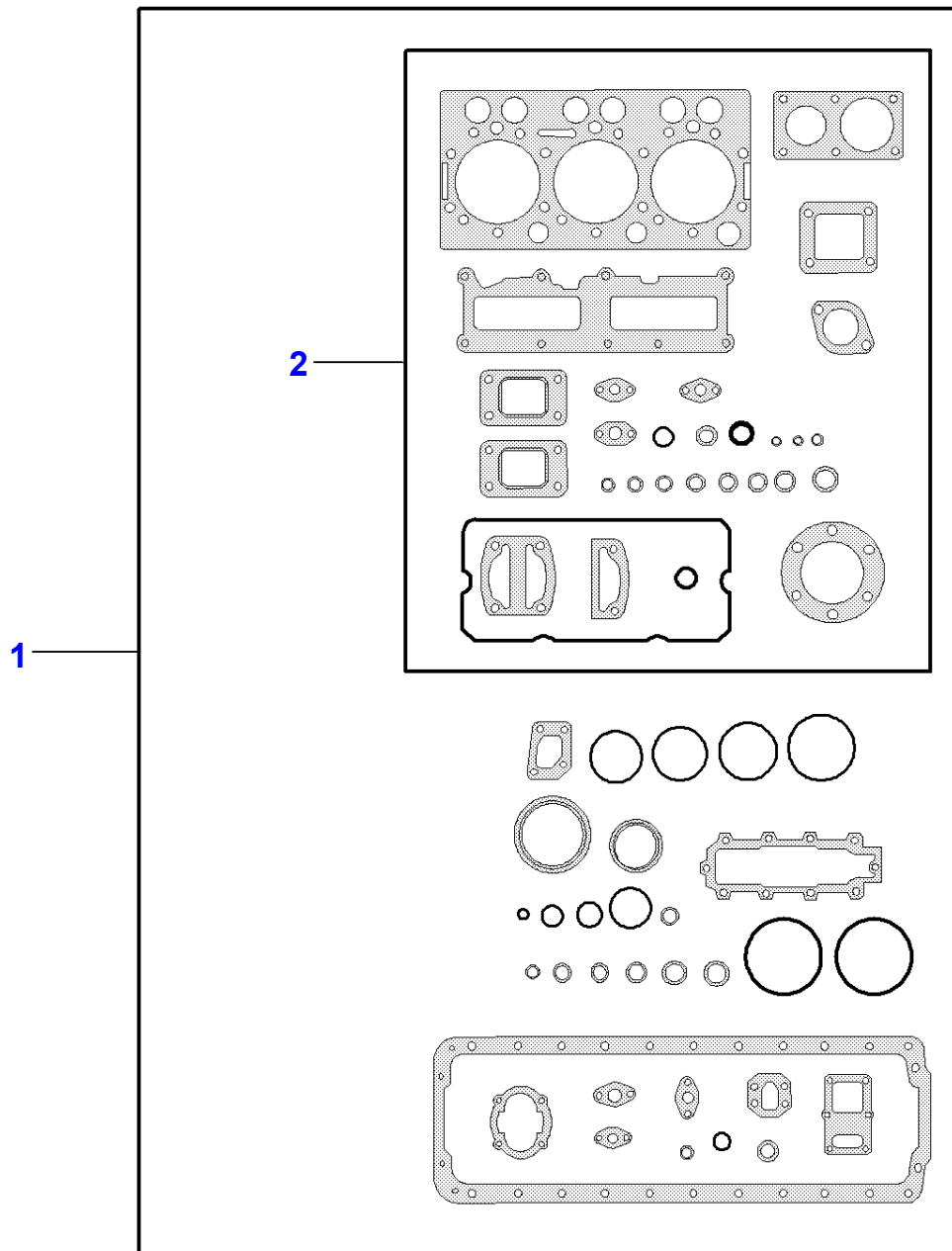
1-WH30-005-A



**Massey Ferguson****MF 8650 TRACTOR - 3906210****3906210****Engine Repair Kits - Piston- Cylinder Head With Valves****Page010-0115**

<b>Item</b>	<b>Part Number</b>	<b>Qty</b>	<b>Description</b>	<b>Comments</b>
1	V837062650	1	Kit, Repair	
2	V836867048	6	Liner	(1)
3	V837073230	6	Piston	(1)
4	V837062996	6	Bearing	(1)
5	V836840944	7	Main Bearing	(1)
6	V836879152	2	Main Bearing	(1)
7	V837062628	1	Kit, Gasket	(1)
8	<b>V836862582</b>	1	Oil Filter	(1)
9	V837073234	2	Cylinder Head	

1-WH15-008-A



**Massey Ferguson**

**MF 8650 TRACTOR - 3906210**

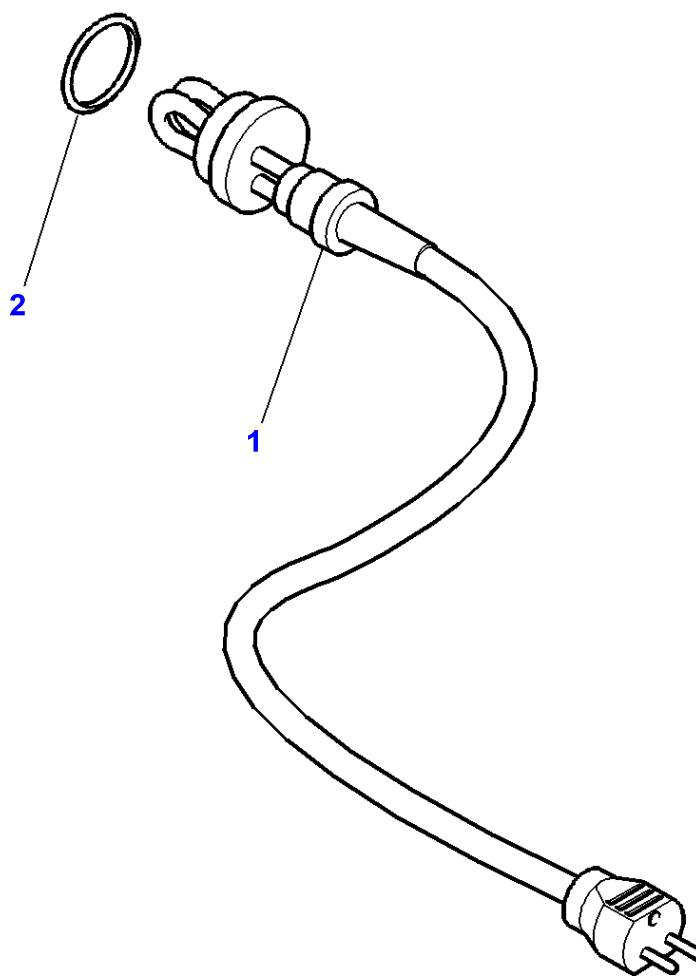
**3906210**

**Engine Gaskets Sets**

**Page010-0120**

<b>Item</b>	<b>Part Number</b>	<b>Qty</b>	<b>Description</b>	<b>Comments</b>
1	V837062628	1	Kit, Gasket	
2	V837062627	1	Kit, Gasket	(1)

1-WC38-004-A



**Massey Ferguson**

**MF 8650 TRACTOR - 3906210**

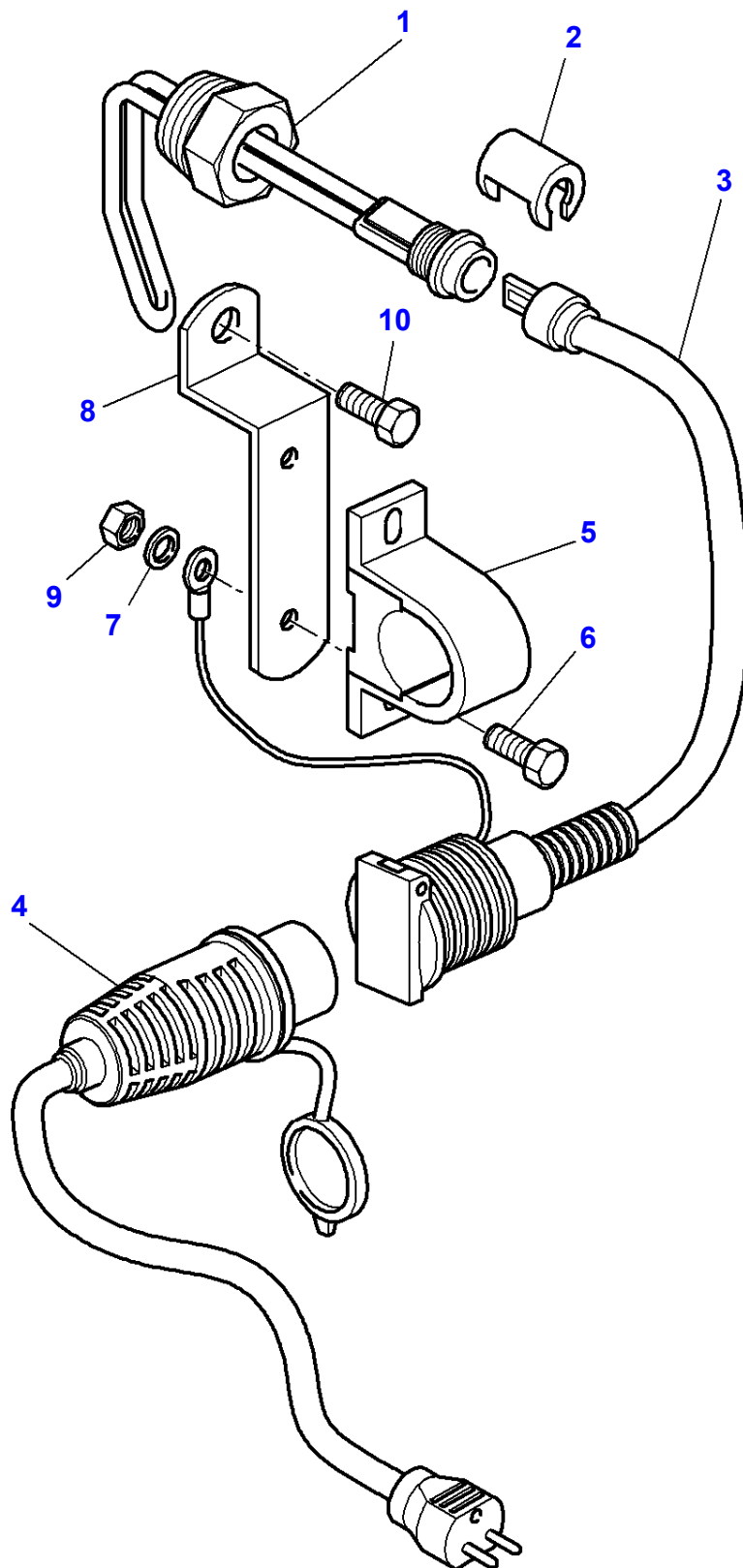
**3906210**

**Heater Engine Block - AGCO POWER SISU IEGR - 110V**

**Page010-0125**

<b>Item</b>	<b>Part Number</b>	<b>Qty</b>	<b>Description</b>
1	V836840934	1	Heater
2	V836840998	1	O Ring

1-WC38-003-B

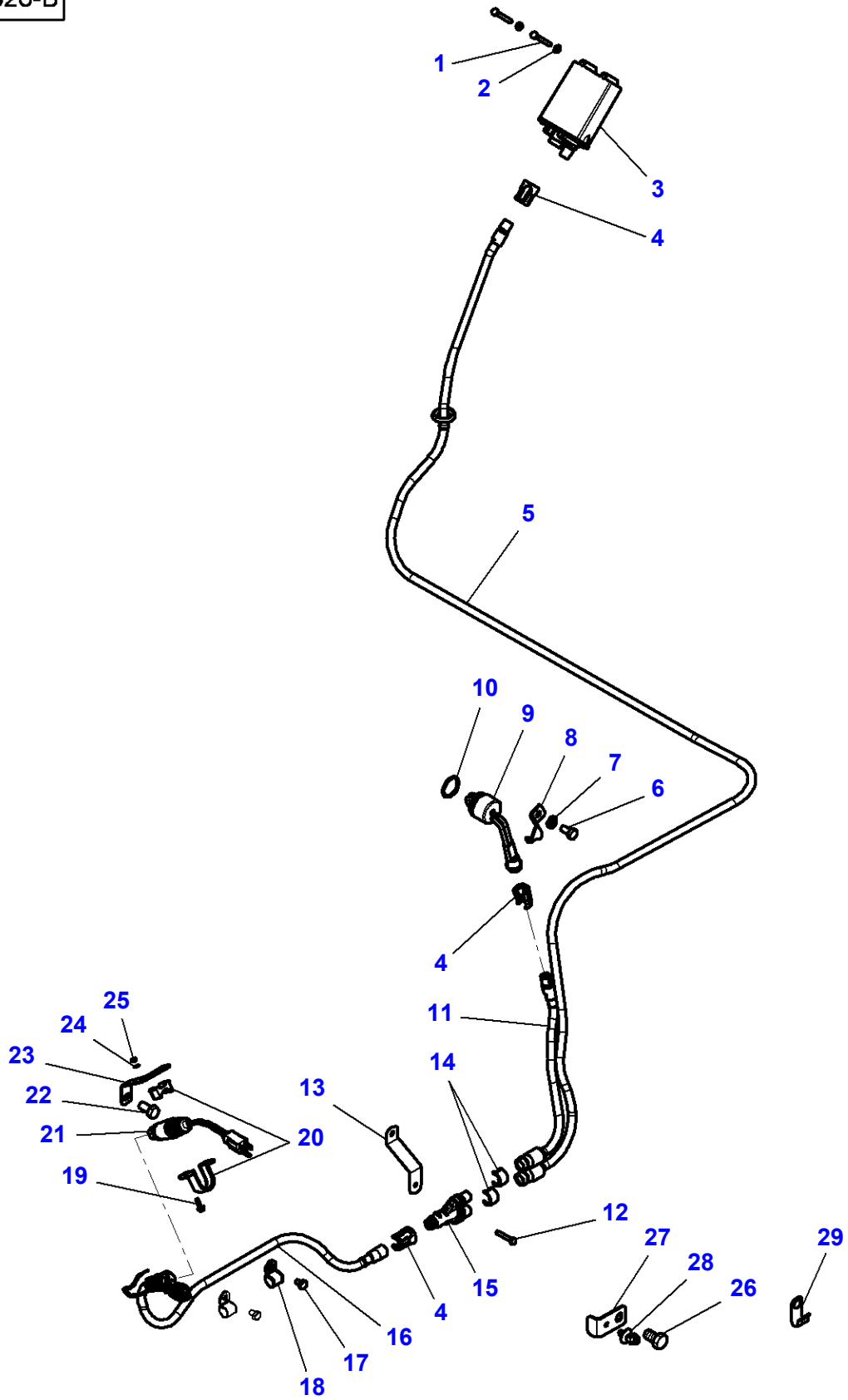




**Massey Ferguson****MF 8650 TRACTOR - 3906210****3906210****Heater Engine Block - AGCO POWER SISU IEGR - 220V****Page010-0130**

<b>Item</b>	<b>Part Number</b>	<b>Qty</b>	<b>Description</b>	<b>Comments</b>
1	3615752M2	1	Element	
2	3611974M2	1	Clip	
3	4270172M1	1	Harness	
4	4270169M1	1	Lead	
5	4270098M1	1	Clamp	
6	3010567X1	2	Carriage Bolt	M5 X 16
7	339381X1	1	Spring Washer	
8	4270462M1	1	Support	
9	3010477X1	2	Nut Metric	M5
10	339124X1	1	Hex Cap Screw	M8 X 16

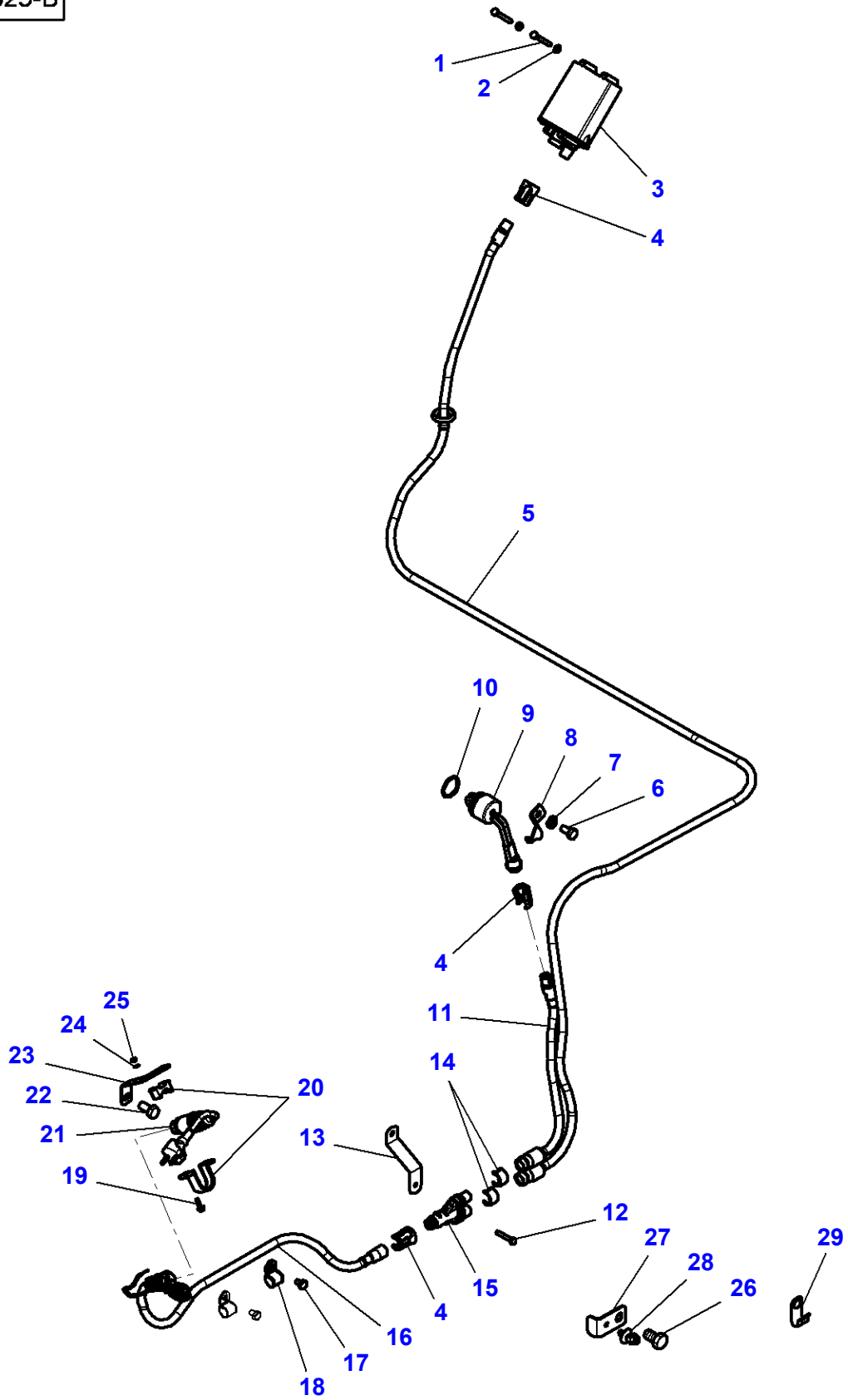
1-WC38-026-B



Item	Part Number	Qty	Description	Comments
1	391884X1	2	Hex Cap Screw	M6 X 50
2	390971X1	2	Flat Washer	
3	4299396M1	1	Conv Transm	
4	816200250100	3	Stirrup	
5	4299622M1	1	Lead	
6	3009491X1	1	Hex Cap Screw	M10 X 20
7	3011483X1	1	Washer	
8	4291995M1	1	Support	
9	4299619M1	1	Element	
10	4299993M1	1	O Ring	
11	4299620M1	1	Lead	
12	339096X1	1	Hex Cap Screw	M6 X 35
13	4299637M2	1	Support	
14	4299987M1	2	Clip	
15	4299623M1	1	Intake	
16	4299621M1	1	Lead	
17	339228X1	2	Hex Cap Screw	M8 X 12 Up to Serial or Engine Number 08-SEP-2009
18	3387756M1	2	Clip	Up to Serial or Engine Number 08-SEP-2009
19	3010567X1	2	Carriage Bolt	M5 X 16
20	117200250020	1	Stirrup	
21	4299988M1	1	Extension	
22	3009505X1	1	Hex Cap Screw	M12 X 25
23	4298756M1	1	Support	
24	339381X1	2	Spring Washer	
25	3010477X1	2	Nut Metric	M5
26	391180X1	1	Hex Cap Screw	From Serial or Engine Number 09-SEP-2009 M14 X 25
27	4348765M1	1	Support	From Serial or Engine Number 09-SEP-2009
28	4278314M1	1	Clamp	From Serial or Engine Number 09-SEP-2009
29	3784636M1	2	Strap	

MF 8650 TRACTOR - 3906210  
1-WC38-025-B

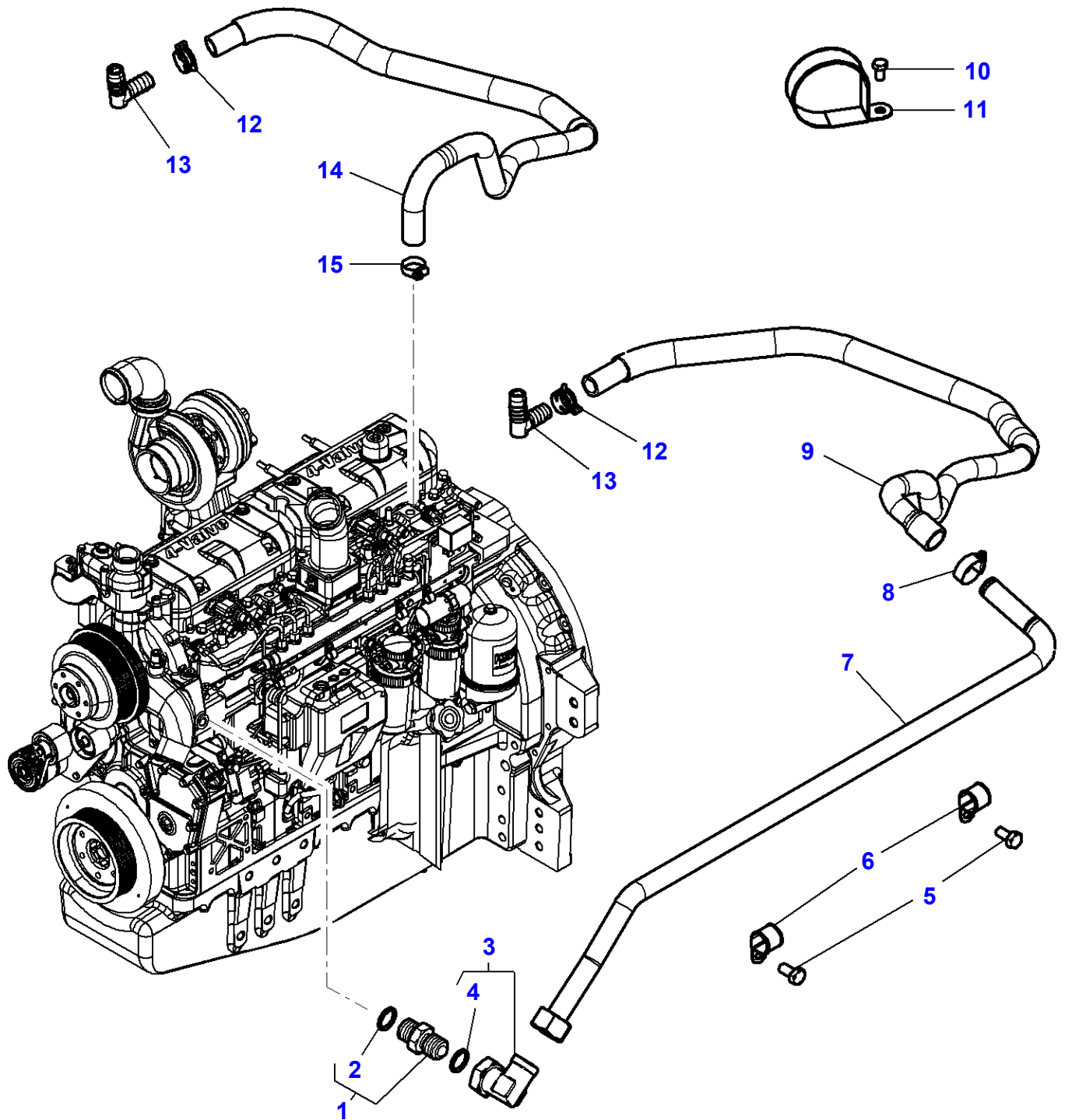
1-WC38-025-B



**Massey Ferguson****MF 8650 TRACTOR - 3906210****3906210****Heater Engine Block - AGCO POWER SISU w/ e3 Technology - 220V****Page010-0140**

<b>Item</b>	<b>Part Number</b>	<b>Qty</b>	<b>Description</b>	<b>Comments</b>
1	391884X1	2	Hex Cap Screw	M6 X 50
2	390971X1	2	Flat Washer	
3	4299396M1	1	Conv Transm	
4	816.200.250.100	3	Stirrup	
5	4299622M1	1	Lead	
6	3009491X1	1	Hex Cap Screw	M10 X 20
7	3011483X1	1	Washer	
8	4291995M1	1	Support	
9	3615752M2	1	Element	
10	4299993M1	1	O Ring	
11	4299620M1	1	Lead	
12	339096X1	1	Hex Cap Screw	M6 X 35
13	4299637M2	1	Support	
14	4299987M1	2	Clip	
15	4299397M1	1	Intake	
16	4299621M1	1	Lead	
17	339228X1	2	Hex Cap Screw	M8 X 12 Up to Serial or Engine Number 08-SEP-2009
18	3387756M1	2	Clip	Up to Serial or Engine Number 08-SEP-2009
19	3010567X1	2	Carriage Bolt	M5 X 16
20	117.200.250.020	1	Stirrup	
21	H117.200.250.250	1	Cable	
22	3009505X1	1	Hex Cap Screw	M12 X 25
23	4298756M1	1	Support	
24	339381X1	2	Spring Washer	
25	3010477X1	2	Nut Metric	M5
26	391180X1	1	Hex Cap Screw	From Serial or Engine Number 09-SEP-2009 M14 X 25
27	4348765M1	1	Support	From Serial or Engine Number 09-SEP-2009
28	4278314M1	1	Clamp	From Serial or Engine Number 09-SEP-2009
29	3784636M1	2	Strap	

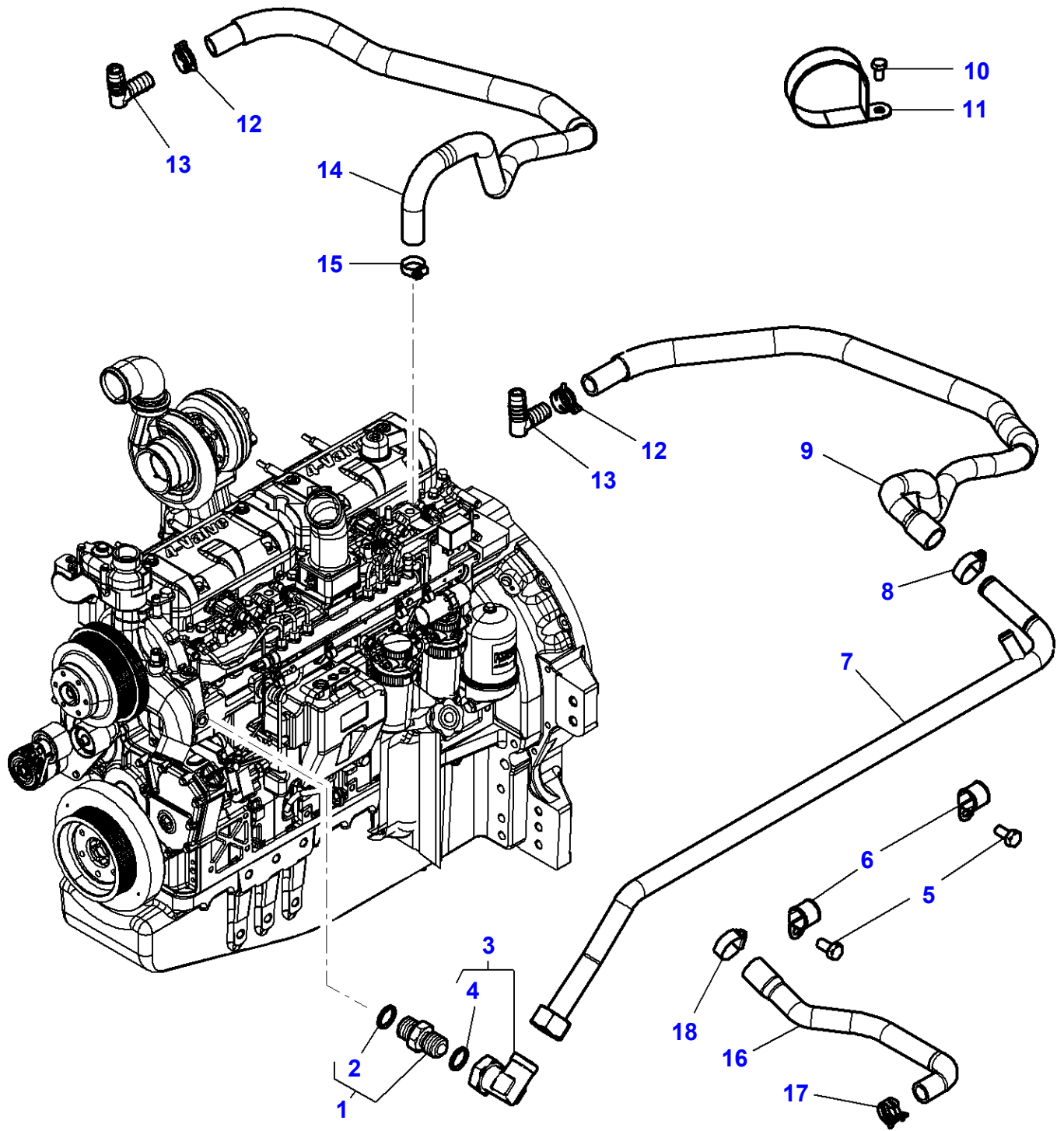
1-WC28-023-B



**Massey Ferguson****MF 8650 TRACTOR - 3906210****3906210****Cab Heating System - Engine Part - AGCO POWER SISU IEGR****Page010-0145**

<b>Item</b>	<b>Part Number</b>	<b>Qty</b>	<b>Description</b>	<b>Comments</b>
1	3007691X91	1	Union	
2	3011036X1	1	Seal	(1)
3	3011593X91	1	Union	
4	3011063X1	1	O Ring	(3)
5	3009491X1	2	Hex Cap Screw	M10 x 20
6	3779547M1	2	Clamp	
7	4298622M1	1	Tube	
8	338614X1	1	Hose Clip	
9	4299461M93	1	Water Hose	
10	339124X1	1	Hex Cap Screw	Up to Serial or Engine Number U043037
11	3580988M1	1	Clip	Up to Serial or Engine Number U043037
12	3820729M1	2	Hose Clip	
13	3788222M1	2	Elbow	
14	4299471M93	1	Water Hose	
15	3019564X1	1	Hose Clip	

1-WC28-024-B

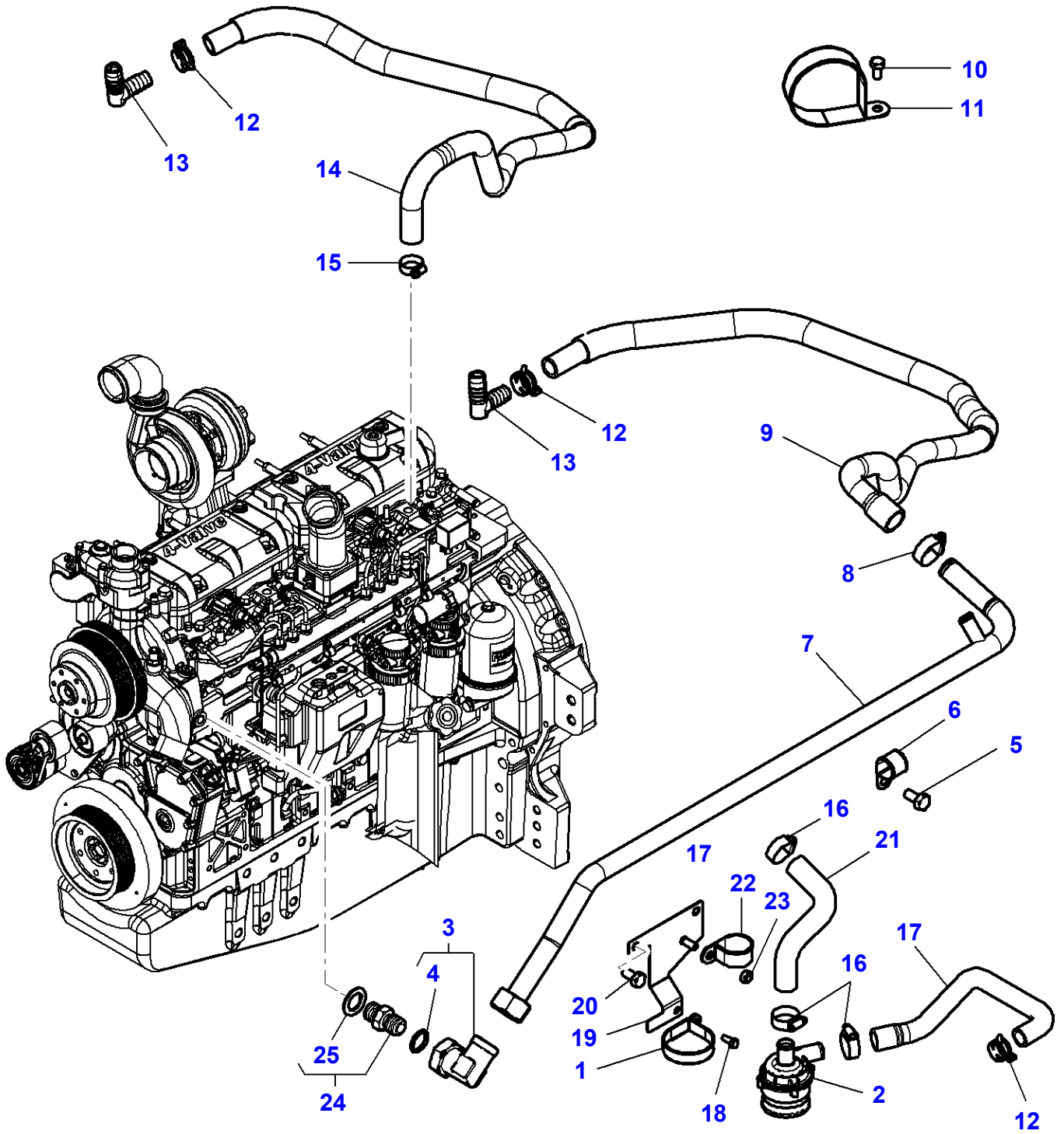




**Massey Ferguson****MF 8650 TRACTOR - 3906210****3906210****Cab Heating System - Engine Part - AGCO POWER SISU w/ e3 Technology****Page010-0150**

<b>Item</b>	<b>Part Number</b>	<b>Qty</b>	<b>Description</b>	<b>Comments</b>
1	3007691X91	1	Union	
2	3011036X1	1	Seal	(1)
3	3011593X91	1	Union	
4	3011063X1	1	O Ring	(3)
5	3009491X1	2	Hex Cap Screw	
6	3779547M1	2	Clamp	
7	4294004M2	1	Tube	
8	338614X1	1	Hose Clip	
9	4299461M93	1	Water Hose	
10	339124X1	1	Hex Cap Screw	Up to Serial or Engine Number U043037
11	3580988M1	1	Clip	Up to Serial or Engine Number U043037
12	3820729M1	2	Hose Clip	
13	3788222M1	2	Elbow	
14	4299471M93	1	Water Hose	
15	3019564X1	1	Hose Clip	
16	4298611M1	1	Water Hose	
17	3820729M1	1	Hose Clip	
18	338614X1	1	Hose Clip	

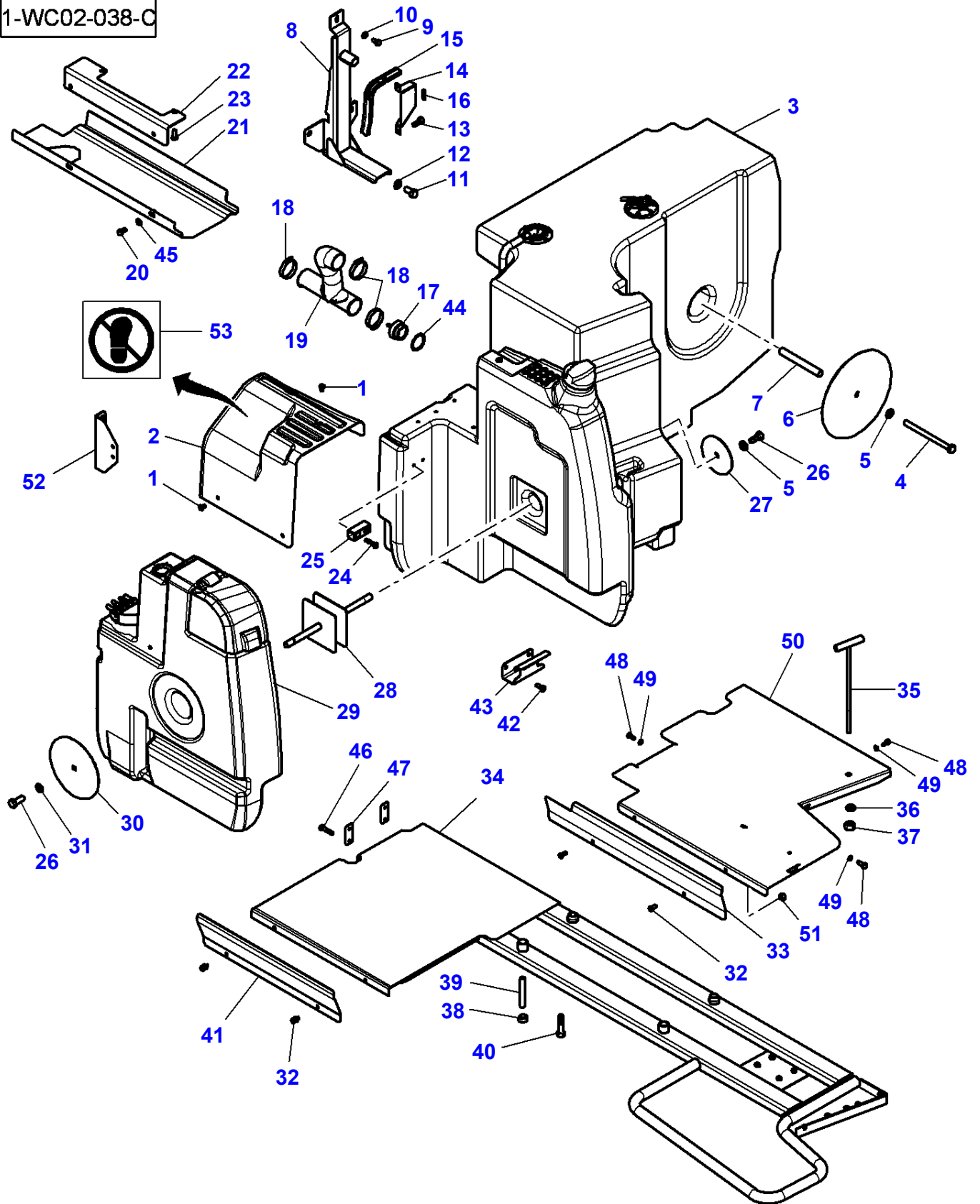
1-WC28-029-B



Item	Part Number	Qty	Description	Comments
1	4299589M1	1	Clamp	Diameter 56 MM
2	4299989M1	1	Water Pump	
3	3011593X91	1	Union	
4	3011063X1	1	O Ring	(3)
5	3009491X1	2	Hex Cap Screw	
6	3779547M1	2	Clamp	
7	4294004M2	1	Tube	
8	338614X1	1	Hose Clip	
9	4299461M93	1	Water Hose	
10	339124X1	1	Hex Cap Screw	Up to Serial or Engine Number U043037
11	3580988M1	1	Clip	Up to Serial or Engine Number U043037
12	3820729M1	3	Hose Clip	
13	3788222M1	2	Elbow	
14	4299471M93	1	Water Hose	
15	3019564X1	1	Hose Clip	
16	338614X1	3	Hose Clip	
17	4298874M1	1	Water Hose	
18	339560X1	1	Hex Cap Screw	M6 X 16
19	4298875M1	1	Support	
20	3009491X1	2	Hex Cap Screw	M10 X 20
21	4298873M1	1	Water Hose	
22	3783956M1	1	Strap	Diameter 35 - M8
23	339169X1	1	Nut	M8
24	3007691X91	1	Union	
25	3011036X1	1	Seal	(24)

MF 8650 TRACTOR - 3906210  
1-WC02-038-C

1-WC02-038-C

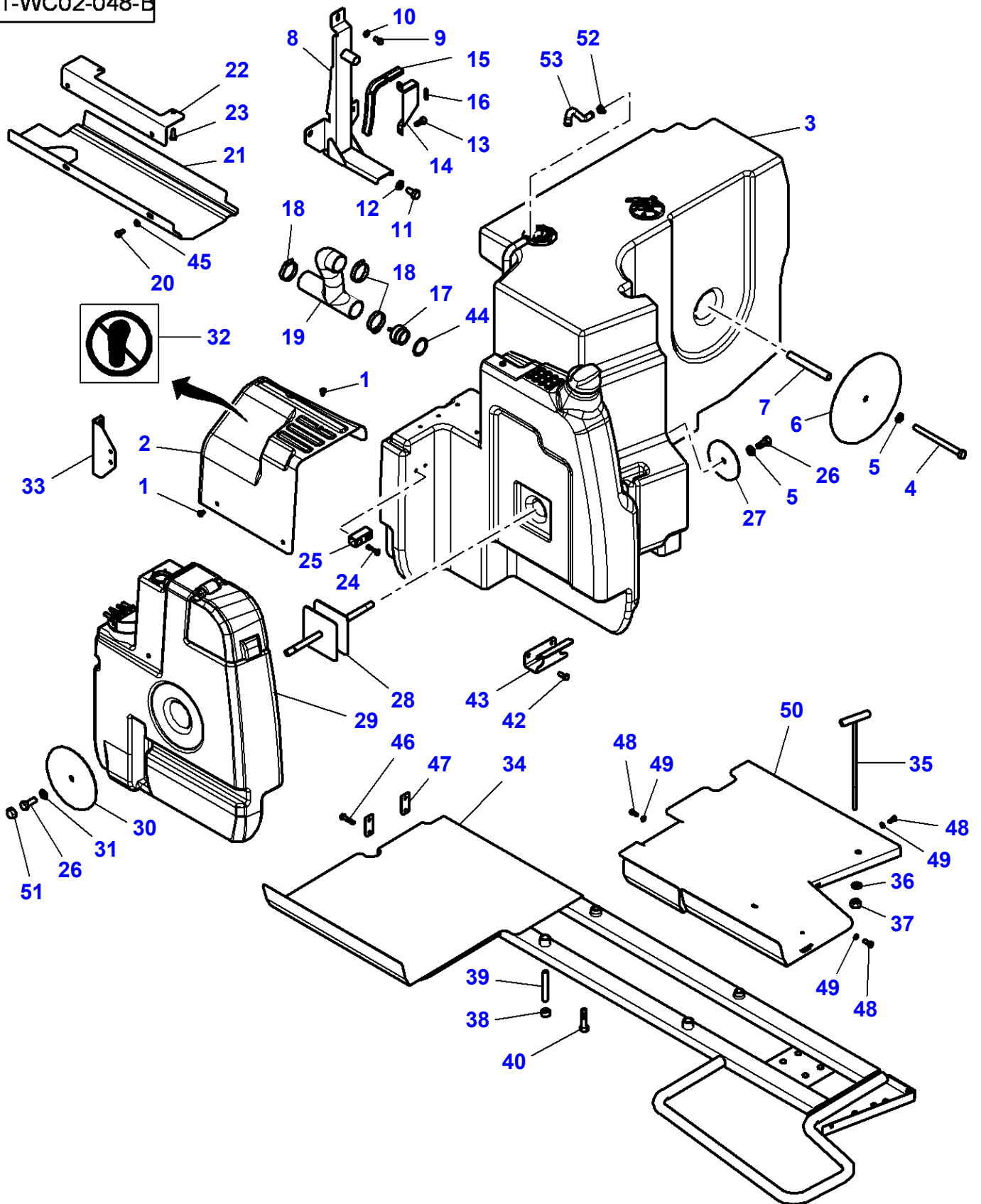


Item	Part Number	Qty	Description	Comments
1	3010872X1	4	Screw	M8 X 16
2	4292726M3	1	Bonnet	
3	4284237M93	1	Fuel Tank	See Page - Reference Number 010-0170/1 N <sub>1</sub> 40
4	1441804X1	1	Hex Cap Screw	M16 X 200
5	1441664X1	2	Flat Washer	
6	4290844M1	1	Disc	
7	4290845M1	1	Bridle	
8	4290843M2	1	Support	
9	3009491X1	1	Hex Cap Screw	M10 X 20
10	390734X1	1	Flat Washer	
11	391269X1	2	Hex Cap Screw	M16 X 30
12	1441664X1	2	Flat Washer	
13	339560X1	2	Hex Cap Screw	M6 X 16
14	916101170010	1	Protection.	
15	4298302M1	1	Gasket	Length 280 MM
16	4298303M1	1	Gasket	Length 40 MM
17	4297695M91	1	Non Return Valve	
18	338618X1	3	Hose Clip	
19	4288716M1	1	Tube	
20	3009491X1	2	Hex Cap Screw	M10 X 20
21	4276949M2	1	Cowl	
22	4286651M1	1	Protection.	
23	3009492X1	2	Hex Cap Screw	M10 X 25
24	339228X1	2	Hex Cap Screw	M8 X 12
25	4288824M1	1	Stop	
26	390419X1	2	Hex Cap Screw	M16 X 40
27	4289025M1	1	Washer	
28	4288987M2	1	Bridle	
29	4286275M96	1	Tank	See Page - Reference Number 010-0175/1
30	4296842M1	1	Disc	
31	1441664X1	1	Flat Washer	
32	339123X1	4	Hex Cap Screw	M8 X 20
33	4296841M2	1	Shield	
34	4296921M91	1	Support	
35	4286766M1	1	Bridle	
36	390734X1	1	Flat Washer	
37	339402X1	1	Nut	M10
38	339034X1	2	Nut	M16
39	3019875X1	2	Stud	M16 X 85
40	339182X1	2	Hex Cap Screw	M16 X 90
41	4290749M1	1	Shield	
42	3009492X1	2	Hex Cap Screw	M10 X 25
43	4286650M1	1	Stop	
44	4292429M1	1	Gasket	Diameter 50-60
45	390734X1	2	Flat Washer	
46	339123X1	2	Hex Cap Screw	
47	4297737M1	2	Support	
48	339123X1	3	Hex Cap Screw	
49	390972X1	3	Flat Washer	
50	4296907M2	1	Shield	
51	339169X1	2	Nut	M8
52	4298761M1	1	Support	[A]
53	4299503M1	1	Decal	

FOOTNOTE [A] WITH SUSPENDED CAB

MF 8650 TRACTOR - 3906210  
1-WC02-048-B

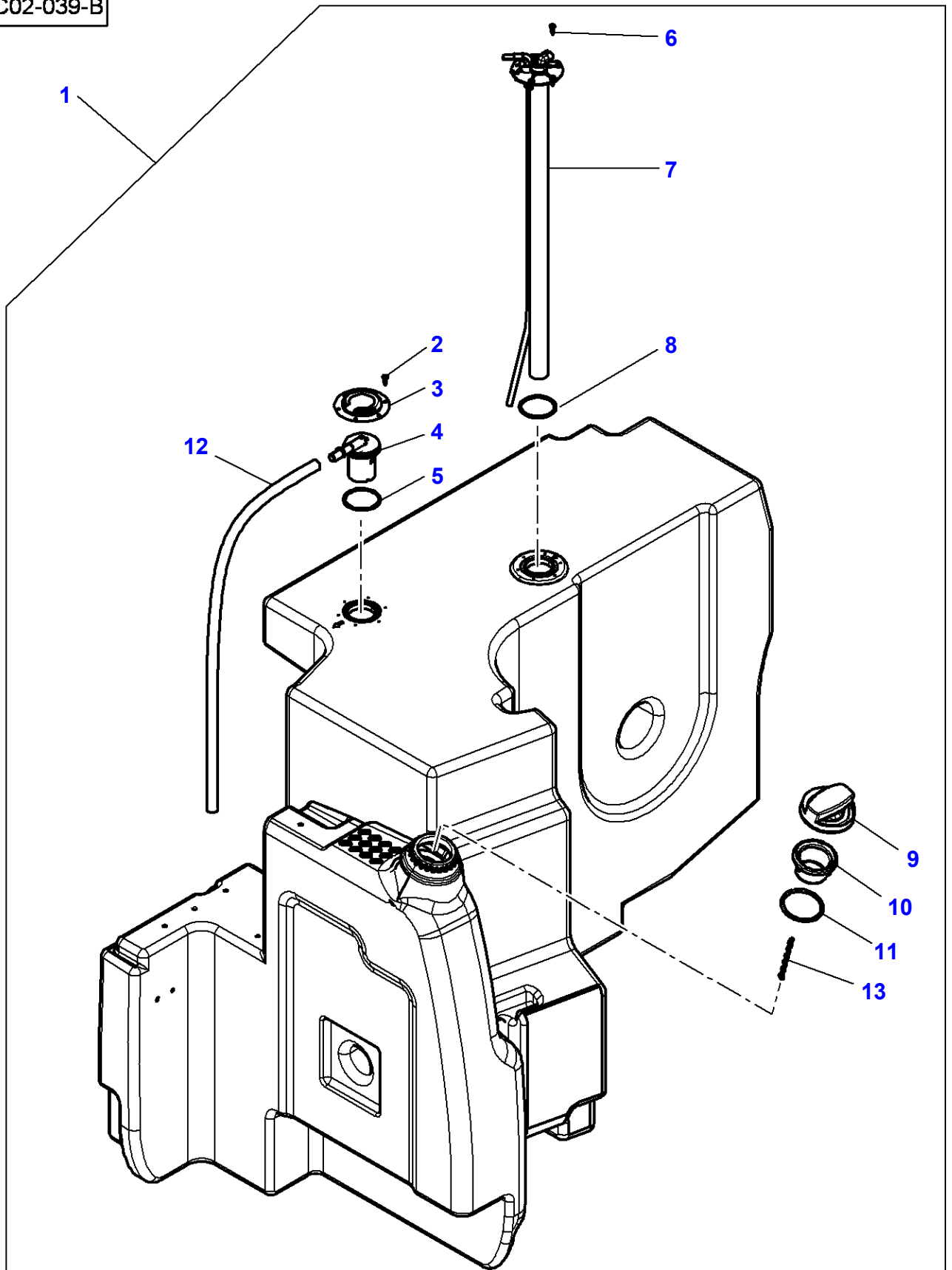
1-WC02-048-B



Item	Part Number	Qty	Description	Comments
1	3010872X1	4	Screw	M8 X 16
2	4292726M3	1	Bonnet	
3	4284237M93	1	Fuel Tank	See Page - Reference Number 010-0170/1 N <sub>1</sub> 40
4	1441804X1	1	Hex Cap Screw	M16 X 200
5	1441664X1	2	Flat Washer	
6	4290844M1	1	Disc	
7	4290845M1	1	Bridle	
8	4290843M2	1	Support	
9	3009491X1	1	Hex Cap Screw	M10 X 20
10	390734X1	1	Flat Washer	
11	391269X1	2	Hex Cap Screw	M16 X 30
12	1441664X1	2	Flat Washer	
13	339560X1	2	Hex Cap Screw	M6 X 16
14	916101170010	1	Protection.	
15	4298302M1	1	Gasket	Length 280 MM
16	4298303M1	1	Gasket	Length 40 MM
17	4297695M91	1	Non Return Valve	
18	338618X1	3	Hose Clip	
19	4288716M1	1	Tube	
20	3009491X1	2	Hex Cap Screw	M10 X 20
21	4276949M2	1	Cowl	
22	4286651M1	1	Protection.	
23	3009492X1	2	Hex Cap Screw	M10 X 25
24	339228X1	2	Hex Cap Screw	M8 X 12
25	4288824M1	1	Stop	
26	390419X1	2	Hex Cap Screw	M16 X 40
27	4289025M1	1	Washer	
28	4288987M2	1	Bridle	
29	4286275M96	1	Tank	See Page - Reference Number 010-0175/1
30	4296842M1	1	Disc	
31	1441664X1	1	Flat Washer	
32	4299503M1	1	Decal	
33	4298761M1	1	Support	[A]
34	4296921M93	1	Support	
35	4286766M1	1	Bridle	
36	390734X1	1	Flat Washer	
37	339402X1	1	Nut	M10
38	339034X1	2	Nut	M16
39	3019875X1	2	Stud	M16 X 85
40	339182X1	2	Hex Cap Screw	M16 X 90
42	3009492X1	2	Hex Cap Screw	M10 X 25
43	4286650M1	1	Stop	
44	4292429M1	1	Gasket	Diameter 50-60
45	390734X1	2	Flat Washer	
46	339123X1	2	Hex Cap Screw	
47	4297737M1	2	Support	
48	339123X1	3	Hex Cap Screw	
49	390972X1	3	Flat Washer	
50	4296907M2	1	Shield	Up to Serial or Engine Number U145042
	4348567M1	1	Shield	From Serial or Engine Number U145043
51	3014657X1	1	Plug	
52	3820729M1	1	Hose Clip	From Serial or Engine Number U198027
53	4278393M1	1	Hose	From Serial or Engine Number U198027

FOOTNOTE [A] WITH SUSPENDED CAB

1-WC02-039-B

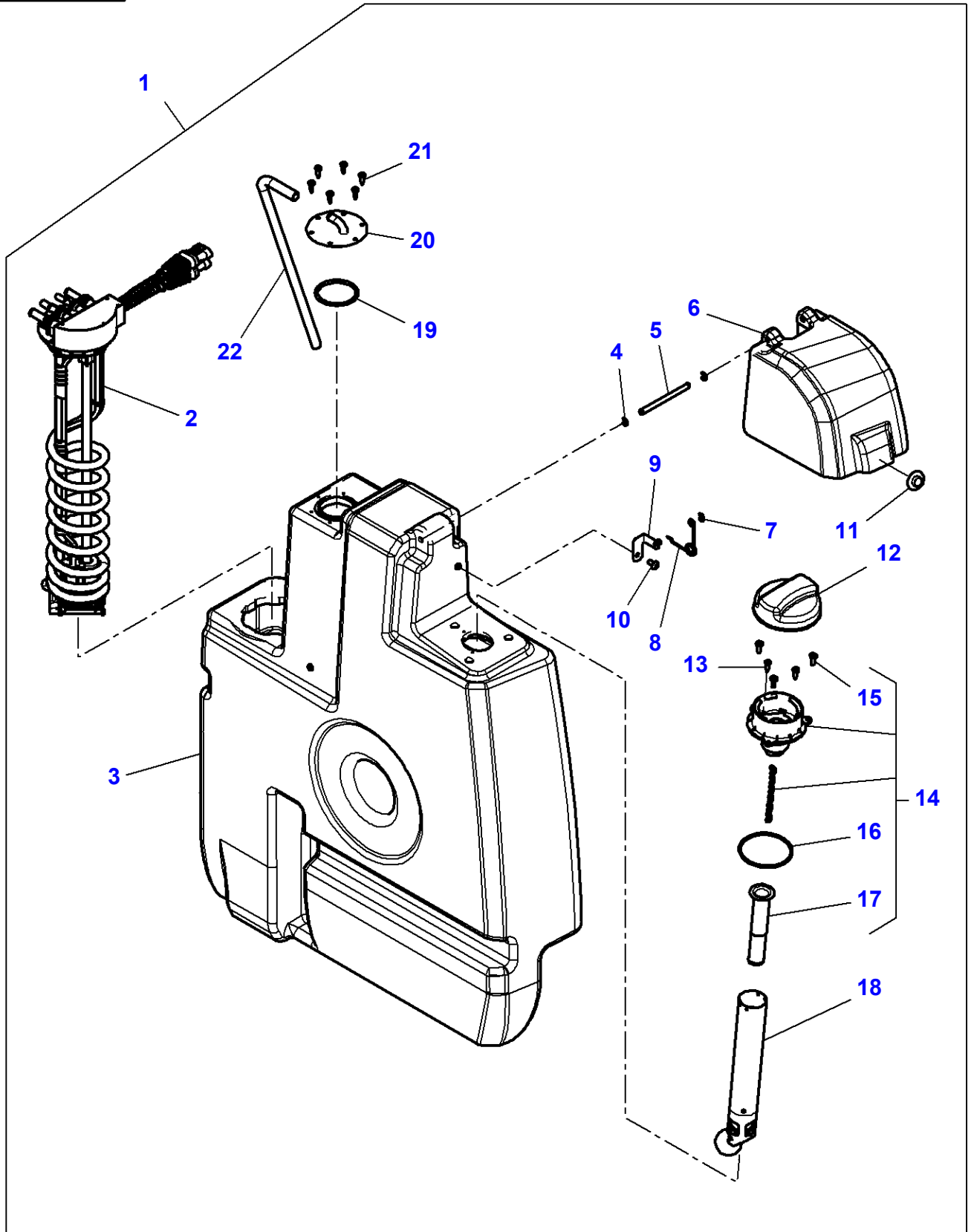




**Massey Ferguson****MF 8650 TRACTOR - 3906210****3906210****Fuel Tank & Attachments - AGCO POWER SISU w/ e3 Technology****Page010-0170**

<b>Item</b>	<b>Part Number</b>	<b>Qty</b>	<b>Description</b>	<b>Comments</b>
1	4284237M93	1	Fuel Tank	N <sub>1</sub> 40
2	3011840X1	6	Screw	(1)
3	4295751M1	1	Flange	(1)
4	4295750M1	1	Breather	(1)
5	4295749M1	1	O Ring	(1)
6	3011840X1	6	Screw	(1)
7	4293088M1	1	Fuel Gauge	(1)
8	4279002M1	1	Gasket	(1)
9	4296020M1	1	Plug	(1)
10	4288985M1	1	Insert	(1)
11	4288986M1	1	O Ring	(1)
12	4288712M1	1	Tube	(1)
13	4275605M1	1	Chain	(1) Up to Serial or Engine Number U198026

1-WC05-001-B



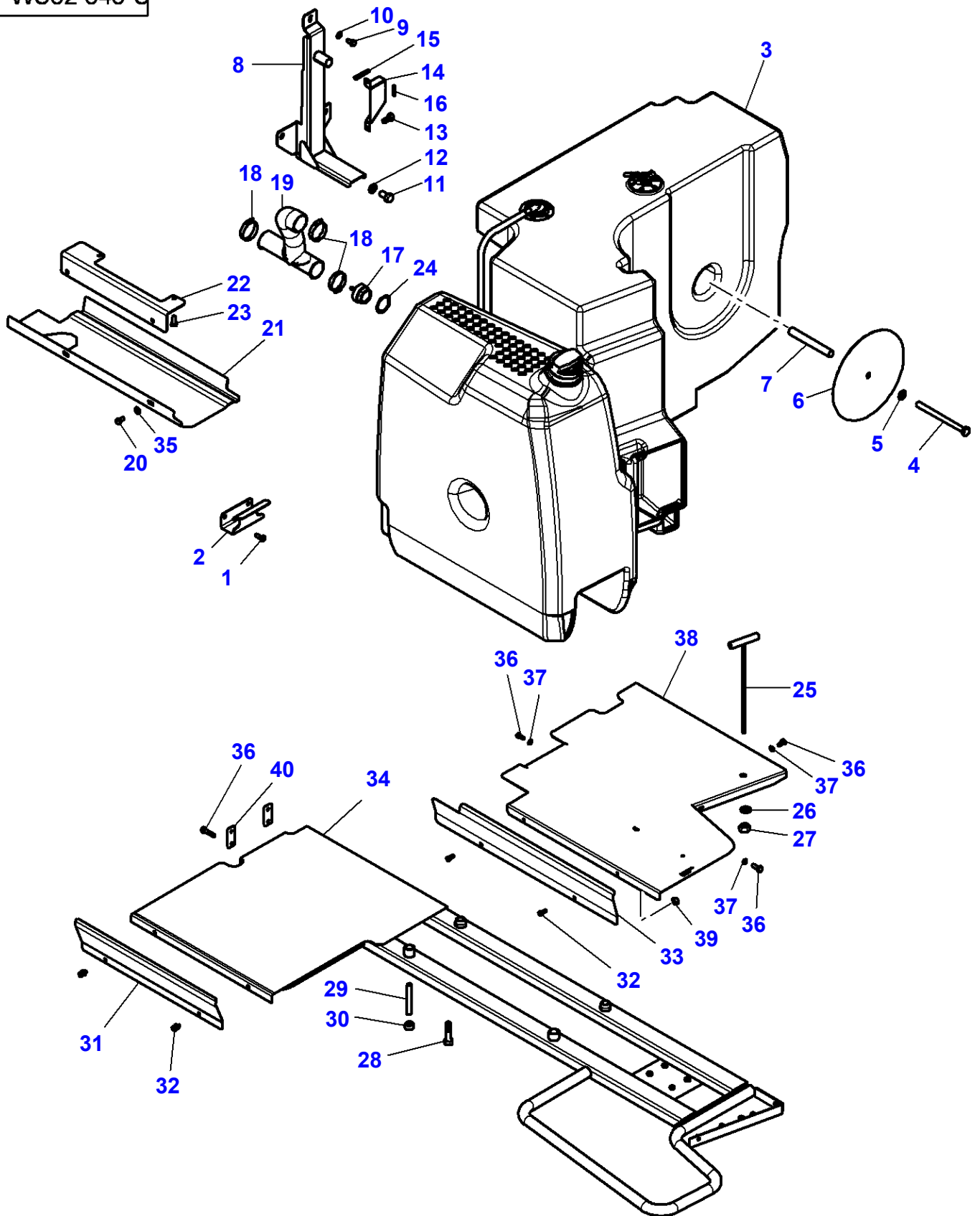
## Tank Assembly - AGCO POWER SISU w/ e3 Technology

Item	Part Number	Qty	Description	Comments
1	4286275M96	1	Tank	
2	4298531M3	1	Adbl./Def Sensor	(1)
3		1	Tank	(1) Not serviced,order Ref. 1
4	4293484M1	2	Washer	(1)
5	4293483M1	1	Clevis Pin	(1)
6	4293054M1	1	Cover	(1)
7	4293484M1	1	Washer	(1)
8	4291846M1	1	Spring	(1)
9	4295258M1	1	Support	(1)
10		1	Screw	[A] (1)
11		1	Plug	[A] (1)
12	4290265M1	1	Plug	(1)
13		2	Screw	[A] (1) 10 x 18
14	4289104M91	1	Parts Pack	(1)
15	3010506X1	3	Screw	(14) 5 x 16
16	4289105M1	1	O Ring	(14)
17	4289107M1	1	Filter	(14)
18	4299647M92	1	Restrictor	(1)
19	4298587M1	1	O Ring	(1)
20		1	Cover	[A] (1)
21		6	Screw	[A] (1)
22	4295917M1	1	Tube	(1)

FOOTNOTE [A] NOT SUPPLIED

MF 8650 TRACTOR - 3906210  
1-WC02-040-C

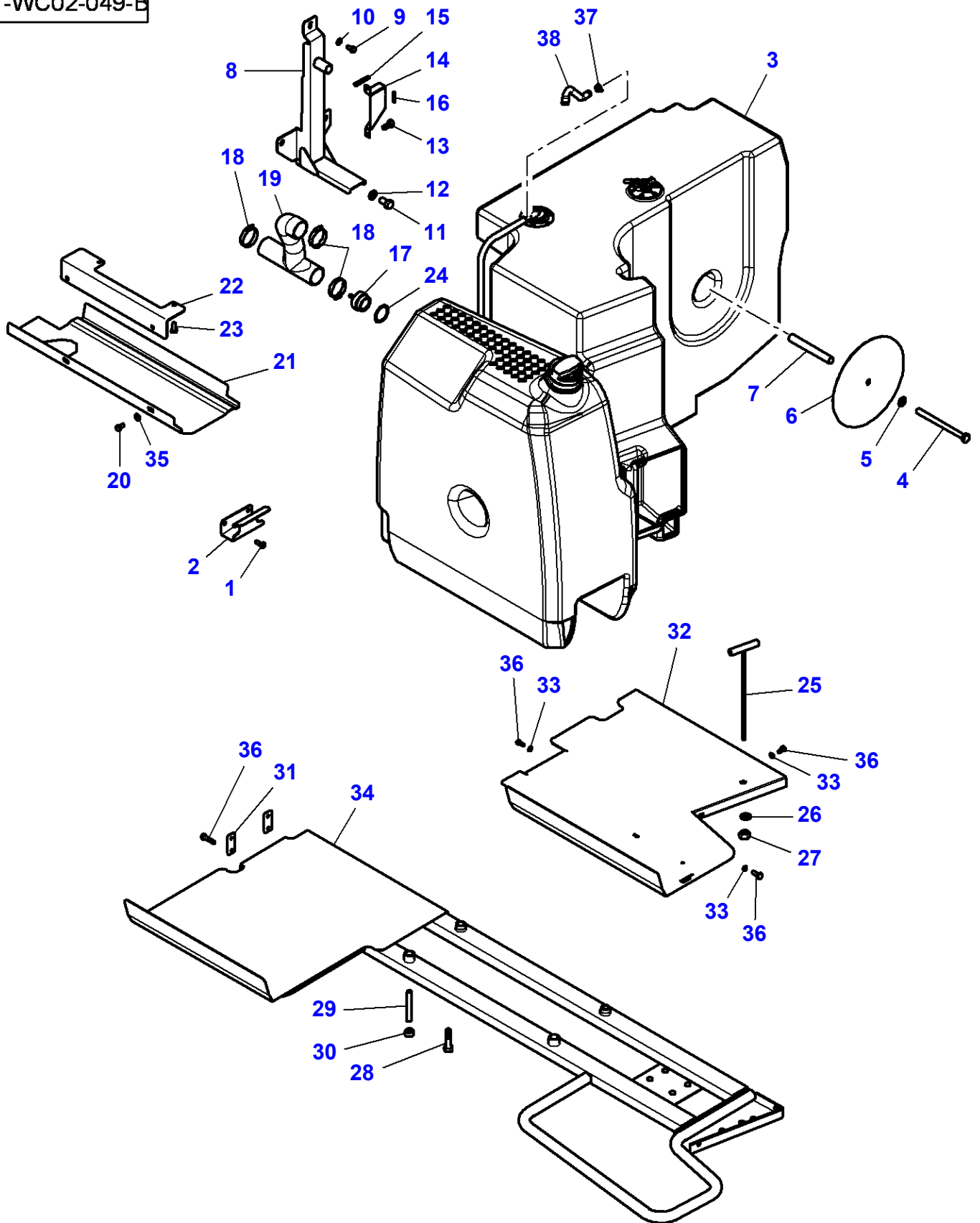
1-WC02-040-C



Item	Part Number	Qty	Description	Comments
1	3009492X1	2	Hex Cap Screw	M10 X 25
2	4286650M1	1	Stop	
3	4291460M93	1	Fuel Tank	See Page - Reference Number 010-0190/1 N <sub>1</sub> 41
4	1441804X1	1	Hex Cap Screw	M16 X 200
5	1441664X1	1	Flat Washer	
6	4290844M1	1	Disc	
7	4290845M1	1	Bridle	
8	4290843M2	1	Support	
9	3009491X1	1	Hex Cap Screw	M10 X 20
10	390734X1	1	Flat Washer	
11	391269X1	2	Hex Cap Screw	M16 X 30
12	1441664X1	2	Flat Washer	
13	339560X1	2	Hex Cap Screw	M6 X 16
14	916101170010	1	Protection.	
15	4298302M1	1	Gasket	Length 280 MM
16	4298303M1	1	Gasket	Length 40 MM
17	4297695M91	1	Non Return Valve	
18	338618X1	3	Hose Clip	
19	4288716M1	1	Tube	
20	3009491X1	2	Hex Cap Screw	M10 X 20
21	4276949M2	1	Cowl	
22	4286651M1	1	Protection.	
23	3009492X1	2	Hex Cap Screw	M10 X 25
24	4292429M1	1	Gasket	Diameter 50-60
25	4286766M1	1	Bridle	
26	390734X1	1	Flat Washer	
27	339402X1	1	Nut	M10
28	339182X1	2	Hex Cap Screw	M16 X 90
29	3019875X1	2	Stud	M16 X 85
30	339034X1	2	Nut	M16
31	4290749M1	1	Shield	
32	339123X1	4	Hex Cap Screw	M8 X 20
33	4290743M2	1	Shield	
34	4296921M91	1	Support	
35	390734X1	2	Flat Washer	
36	339123X1	3	Hex Cap Screw	
37	390972X1	3	Flat Washer	
38	4296919M1	1	Shield	
39	339169X1	2	Nut	M8
40	4297737M1	2	Support	

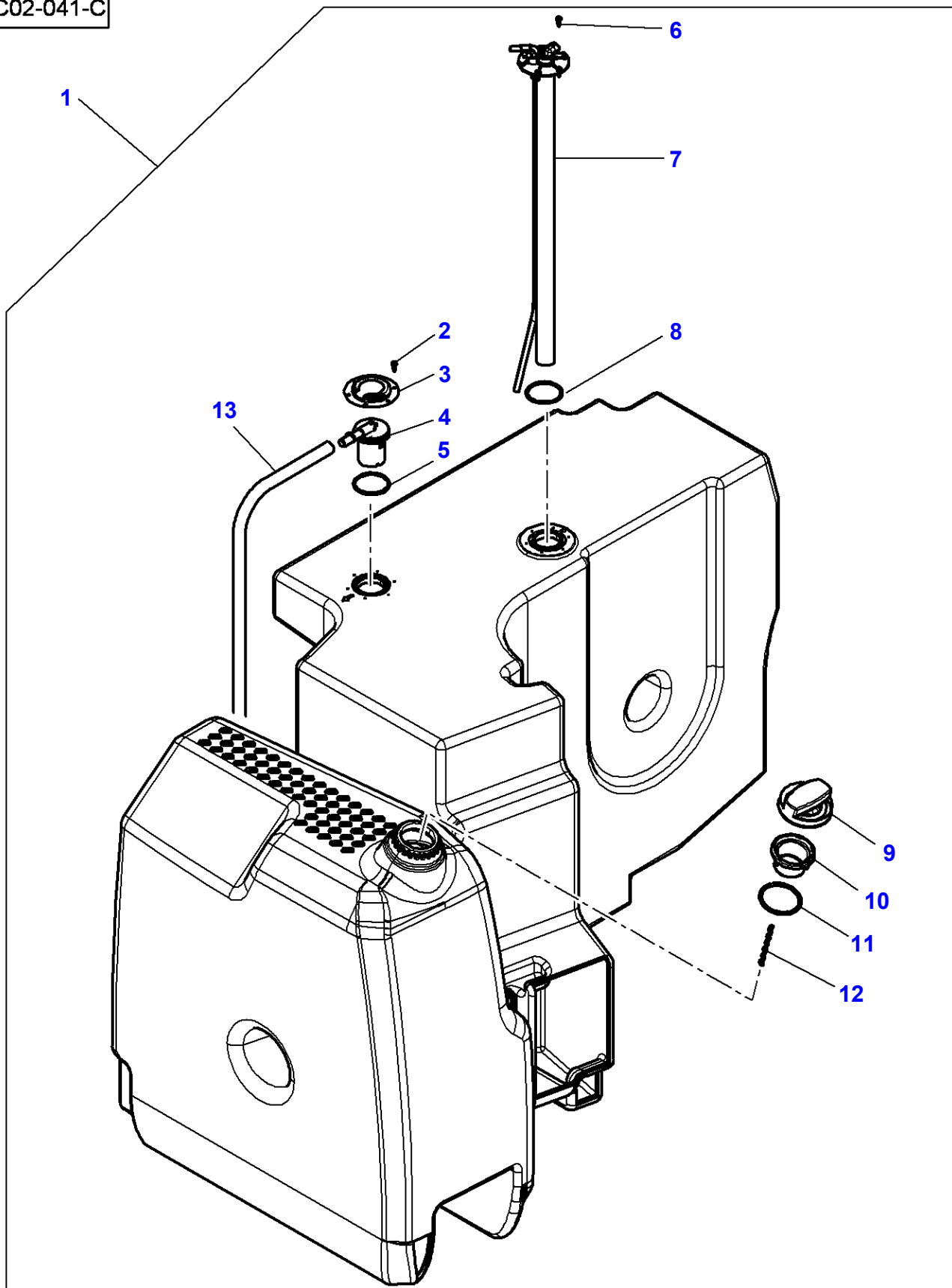
MF 8650 TRACTOR - 3906210  
1-WC02-049-B

1-WC02-049-B



Item	Part Number	Qty	Description	Comments
1	3009492X1	2	Hex Cap Screw	M10 X 25
2	4286650M1	1	Stop	
3	4291460M93	1	Fuel Tank	See Page - Reference Number 010-0190/1 N <sub>1</sub> 41
4	1441804X1	1	Hex Cap Screw	M16 X 200
5	1441664X1	1	Flat Washer	
6	4290844M1	1	Disc	
7	4290845M1	1	Bridle	
8	4290843M2	1	Support	
9	3009491X1	1	Hex Cap Screw	M10 X 20
10	390734X1	1	Flat Washer	
11	391269X1	2	Hex Cap Screw	M16 X 30
12	1441664X1	2	Flat Washer	
13	339560X1	2	Hex Cap Screw	M6 X 16
14	916101170010	1	Protection.	
15	4298302M1	1	Gasket	Length 280 MM
16	4298303M1	1	Gasket	Length 40 MM
17	4297695M91	1	Non Return Valve	
18	338618X1	3	Hose Clip	
19	4288716M1	1	Tube	
20	3009491X1	2	Hex Cap Screw	M10 X 20
21	4276949M2	1	Cowl	
22	4286651M1	1	Protection.	
23	3009492X1	2	Hex Cap Screw	M10 X 25
24	4292429M1	1	Gasket	Diameter 50-60
25	4286766M1	1	Bridle	
26	390734X1	1	Flat Washer	
27	339402X1	1	Nut	M10
28	339182X1	2	Hex Cap Screw	M16 X 90
29	3019875X1	2	Stud	M16 X 85
30	339034X1	2	Nut	M16
31	4297737M1	2	Support	
32	4296919M1	1	Shield	Up to Serial or Engine Number U145042
	4348568M1	1	Shield	From Serial or Engine Number U145043
33	390972X1	3	Flat Washer	
34	4296921M93	1	Support	
35	390734X1	2	Flat Washer	
36	339123X1	3	Hex Cap Screw	
37	3820729M1	1	Hose Clip	From Serial or Engine Number U198027
38	4278393M1	1	Hose	From Serial or Engine Number U198027

1-WC02-041-C



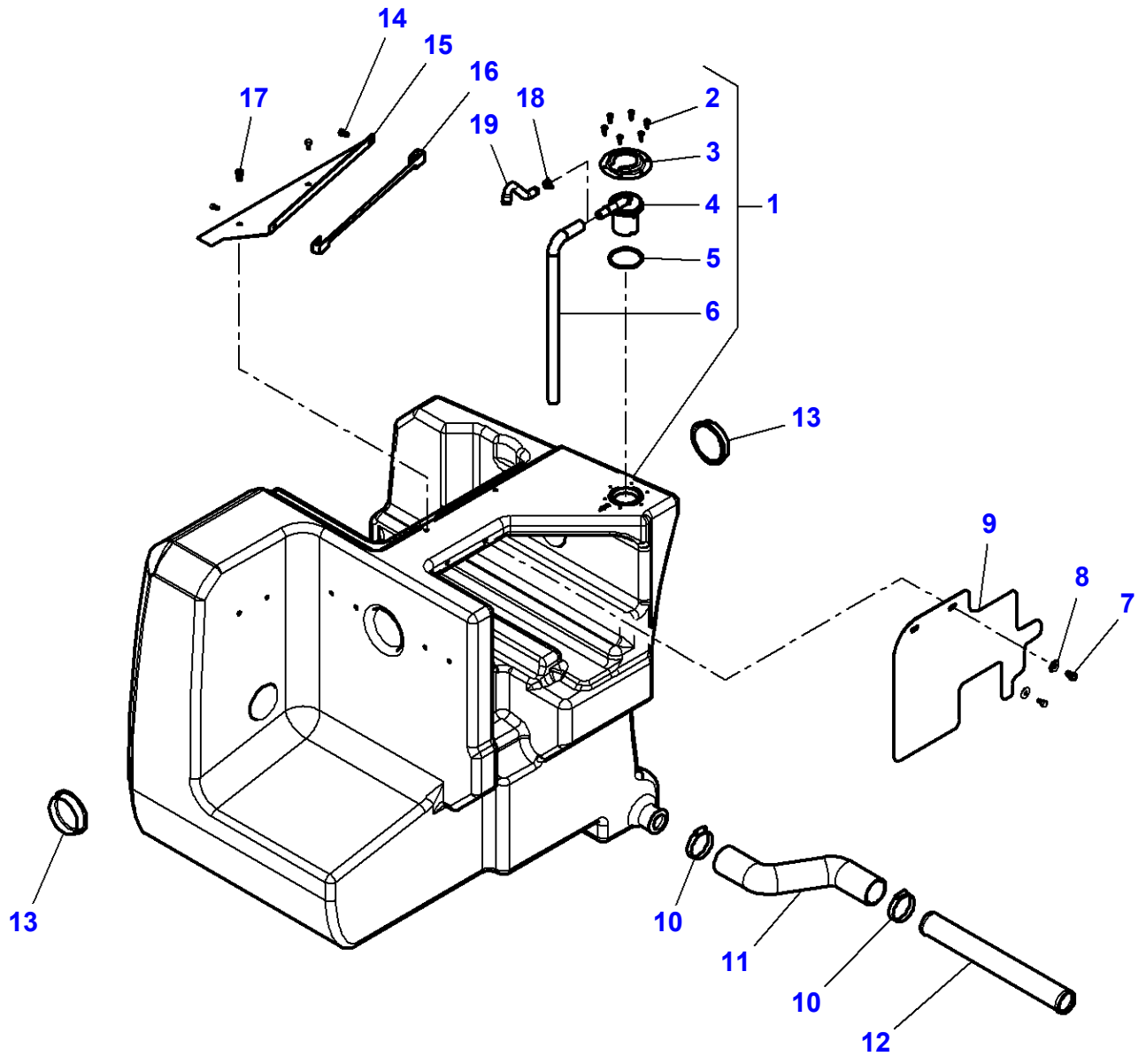


**Massey Ferguson****MF 8650 TRACTOR - 3906210****3906210****Fuel Tank & Attachments - AGCO POWER SISU IEGR****Page010-0190**

<b>Item</b>	<b>Part Number</b>	<b>Qty</b>	<b>Description</b>	<b>Comments</b>
1	4291460M93	1	Fuel Tank	N <sub>1</sub> 41
2	3011840X1	6	Screw	(1)
3	4295751M1	1	Flange	(1)
4	4295750M1	1	Breather	(1)
5	4295749M1	1	O Ring	(1)
6	3011840X1	6	Screw	(1)
7	4293088M1	1	Fuel Gauge	(1)
8	4279002M1	1	Gasket	(1)
9	4296020M1	1	Plug	(1)
10	4288985M1	1	Insert	(1)
11	4288986M1	1	O Ring	(1)
12	4275605M1	1	Chain	(1)
13	4288712M1	1	Tube	(1)

Up to Serial or Engine Number U198026

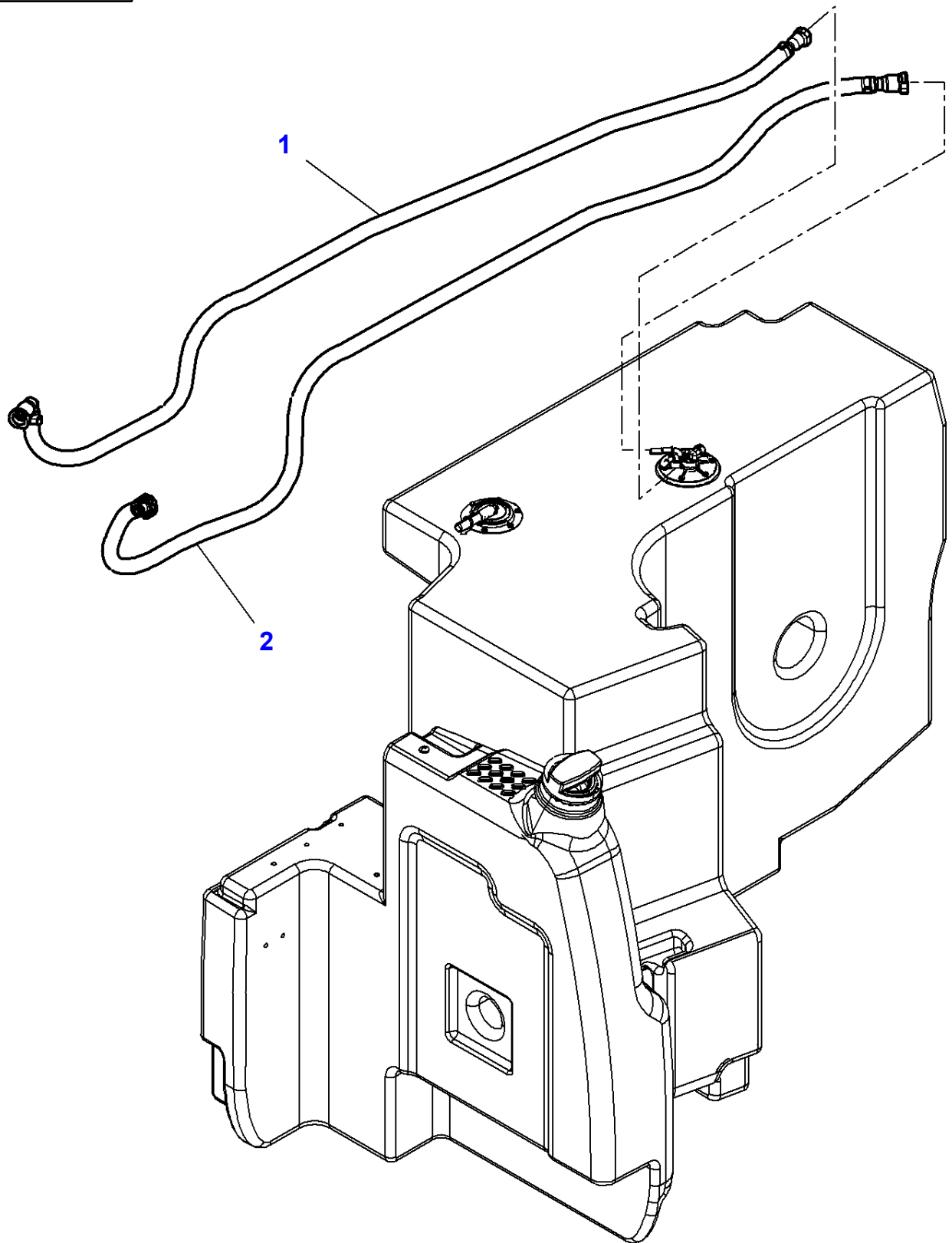
1-WC04-013-C



**Additional Tank**

<b>Item</b>	<b>Part Number</b>	<b>Qty</b>	<b>Description</b>	<b>Comments</b>
1	4284238M92	1	Fuel Tank	N; 42
2	3011840X1	6	Screw	(1)
3	4295751M1	1	Flange	(1)
4	4295750M1	1	Breather	(1)
5	4295749M1	1	O Ring	(1)
6	4288712M1	1	Tube	(1)
7	339124X1	2	Hex Cap Screw	Up to Serial or Engine Number U198026 M8 X 16
8	391039X1	2	Flat Washer	
9	4295481M2	1	Cover	
10	338618X1	2	Hose Clip	
11	4277471M2	1	Hose	
12	4275653M2	1	Tube	
13	4286600M2	2	Shutter	
14	339560X1	2	Hex Cap Screw	Up to Serial or Engine Number U131042 M6 X 16
15	4299371M2	1	Support	
16	4299372M1	1	Support	Up to Serial or Engine Number U131042
17	339124X1	2	Hex Cap Screw	M8 X 16
18	3820729M1	1	Hose Clip	From Serial or Engine Number U198027
19	4278393M1	1	Hose	From Serial or Engine Number U198027

1-WH16-018-A



**Massey Ferguson**

**MF 8650 TRACTOR - 3906210**

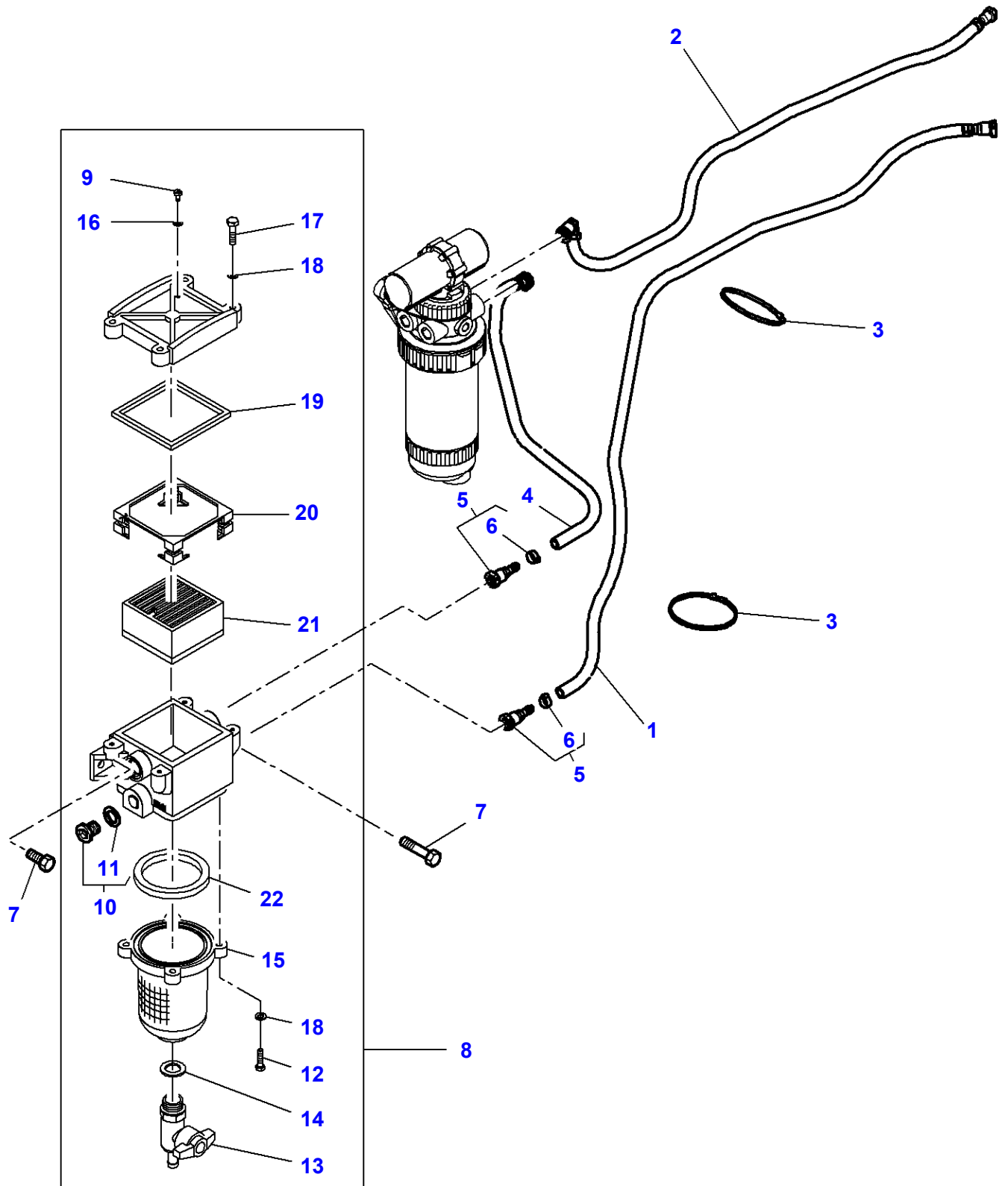
**3906210**

**Fuel Pipes**

**Page010-0200**

<b>Item</b>	<b>Part Number</b>	<b>Qty</b>	<b>Description</b>
1	4287058M2	1	Hydr. Hose
2	4287057M2	1	Hydr. Hose

1-WC64-014-A

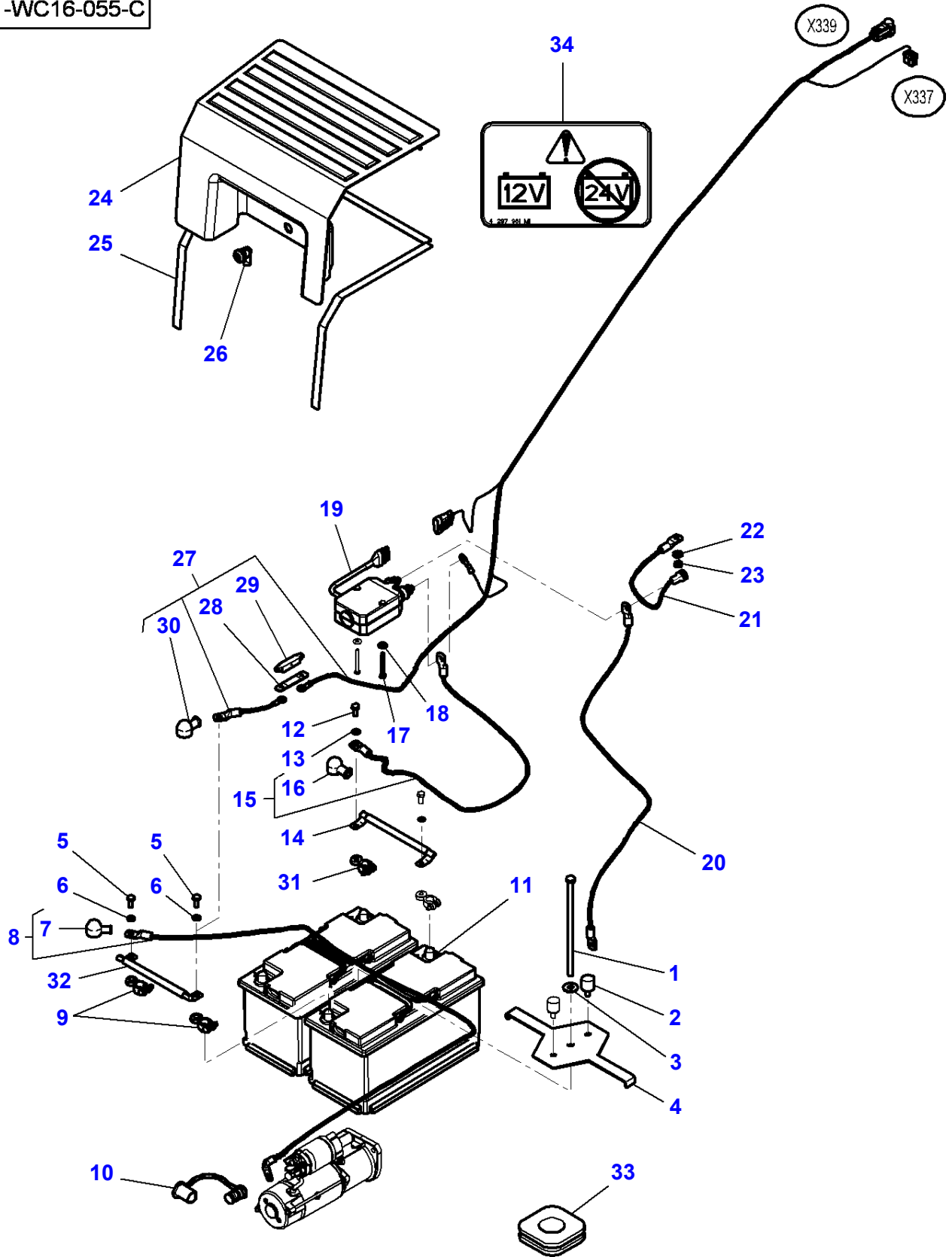


## Fuel System

Item	Part Number	Qty	Description	Comments
1	4296254M1	1	Hydr. Hose	
2	4287058M2	1	Hydr. Hose	
3	3619622M1	2	Cable Tie	
4	4296255M2	1	Hydr. Hose	
5	4282082M1	2	Connectors	
6	3015162X1	1	O Ring	(5)
7	339123X1	2	Hex Cap Screw	M8 X 20
8	4288318M1	1	Filter	
9	F916.200.060.090	1	Screw	(8)
10	3010834X91	2	Plug	(8)
11	70924686	1	O Ring	(10)
12	X487.517.441.000	4	Screw	(8) M5 X 20
13	3907944M1	1	Cock	(8)
14	F916.200.060.040	1	O Ring	(8)
15	F916.200.060.050	1	Container	(8)
16	F916.200.060.020	1	Gasket	(8)
17	X486.517.800.000	4	Screw	(8) m5 x 30
18	X450.003.908.000	8	Disc	(8)
19	F916.200.060.081	1	Gasket	(8)
20	F916.200.060.070	1	Plate	(8)
21	<b>3907943M1</b>	1	Filter Element	(8)
22	F916.200.060.062	1	Joint.	(8)

MF 8650 TRACTOR - 3906210  
1-WC16-055-C

1-WC16-055-C





## Batteries And Cables

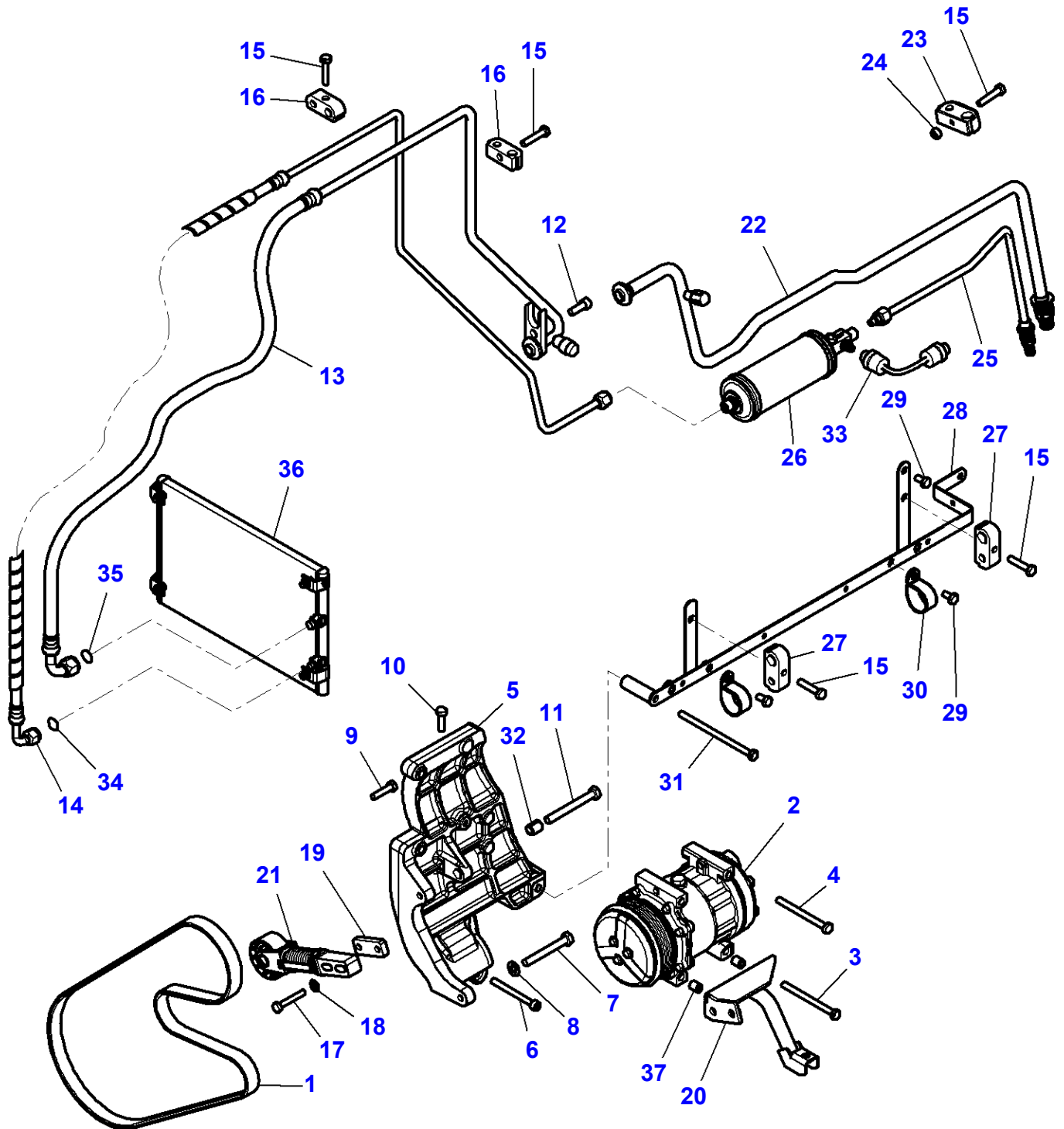
Item	Part Number	Qty	Description	Comments
1	392882X1	1	Hex Cap Screw	M10 X 240
2	4278306M1	2	Shock Absorber	
3	390597X1	1	Flat Washer	
4	4275106M2	1	Bridle	
5	3009492X1	2	Hex Cap Screw	M10 X 25
6	390734X1	2	Flat Washer	
7	4298765M91	1	Battery Cable	Length 1480 MM -
8	3784666M1	1	Helmet	(7)
9	4276408M1	2	Connector	+ / M10
10	5015252M1	1	Connector	+
11		2	Battery	[A,B]
12	339123X1	2	Hex Cap Screw	M8 X 20
13	390972X1	2	Flat Washer	
14	4274518M1	1	Cable	
15	4298766M91	1	Battery Cable	Length 860 MM +
16	968089M1	1	Helmet	(15)
17	339244X1	2	Hex Cap Screw	M6 X 55
18	391038X1	2	Flat Washer	
19	4291020M2	1	Switch	
20	4294812M2	1	Battery Cable	Length 1050 MM
21	4294999M1	1	Battery Cable	Length 425 MM
22	3010597X1	1	Tooth Washer	
23	339169X1	1	Nut	M8
24	4291029M2	1	Cover	
25	4278758M1	1	Gasket	20 X 10 X 750
26	4290720M1	1	Lock	
27	4296682M92	1	Harness	
28	<b>3789731M1</b>	1	Fuse 175a	(27) 175 AMP
29	3789733M2	1	Case Assy	(27)
30	3784666M1	1	Helmet	(27)
31	4276409M1	2	Connector	- / M8
32	4274946M1	1	Cable	
33	4298113M1	1	Grommet	
34	4297961M1	1	Decal	

**FOOTNOTE [A]** PLEASE REFER TO MARKETING CATALOG

**FOOTNOTE [B]** THE APPROPRIATE SAFETY DECALS MUST BE ORDERED AND FITTED TO THIS PART

MF 8650 TRACTOR - 3906210  
1-WC08-034-C

1-WC08-034-C

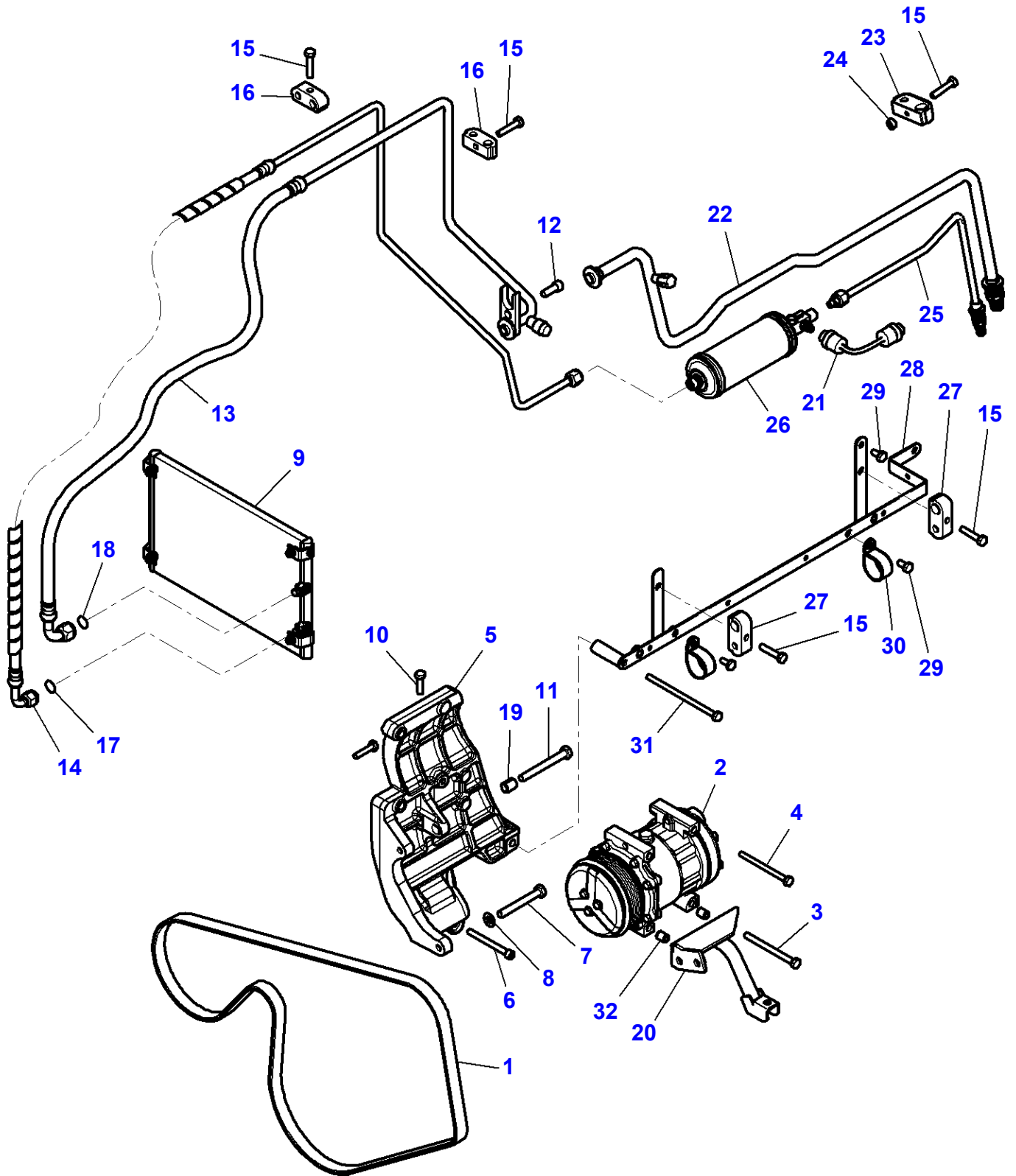


**Massey Ferguson****MF 8650 TRACTOR - 3906210****3906210****Cooling System - Air Conditioned Installation****Page010-0215**

<b>Item</b>	<b>Part Number</b>	<b>Qty</b>	<b>Description</b>	<b>Comments</b>
1	<b>4287376M2</b>	1	Belt	Length 1496 MM
2	4281803M1	1	Compressor	
3	339084X1	2	Hex Cap Screw	M8 X 100
4	3015258X1	1	Hex Cap Screw	M8 X 95
5	4287036M2	1	Support	
6	3009290X1	1	Screw Metric	M8 X 80
7	3009502X1	1	Hex Cap Screw	M10 X 80
8	390734X1	1	Flat Washer	
9	339009X1	1	Hex Cap Screw	M8 X 35
10	339761X1	1	Hex Cap Screw	M8 X 25
11	3009503X1	1	Hex Cap Screw	M10 X 90
12	358139X1	1	Screw	3/8-24 X 25
13	4287039M2	1	Tube	
14	4287040M3	1	Tube	
15	339010X1	5	Hex Cap Screw	M8 X 40
16	3784654M1	2	Bridle	Diameter 10 - 12
17	339168X1	2	Hex Cap Screw	M8 X 50
18	390972X1	2	Flat Washer	
19	4295473M1	1	Spacer	
20	4288928M2	1	Support	
21	4282175M1	1	Tensioner	
22	4287038M2	1	Tube	
23	4275044M1	1	Bridle	
24	339169X1	1	Nut	M8
25	4290978M2	1	Tube	
26	4285797M2	1	Filter	
27	3789315M1	2	Bridle	Diameter 10-16
28	4291133M3	1	Support	
29	339124X1	3	Hex Cap Screw	M8 X 16
30	3783956M1	2	Strap	Diameter 35 - M8
31	3015074X1	1	Hex Cap Screw	M8 X 145
32	4282164M1	1	Spacer	Diameter 10.3-15 X 18
33	<b>3712526M1</b>	1	Pressure Switch	
34	3010471X1	1	O Ring	
35	3010472X1	1	O Ring	
36	4290397M2	1	Condenser	See Page - Reference Number 070-0205/19
37	4275108M2	2	Pin	Diameter 11 X 8 MM

MF 8650 TRACTOR - 3906210  
1-WC08-035-C

1-WC08-035-C

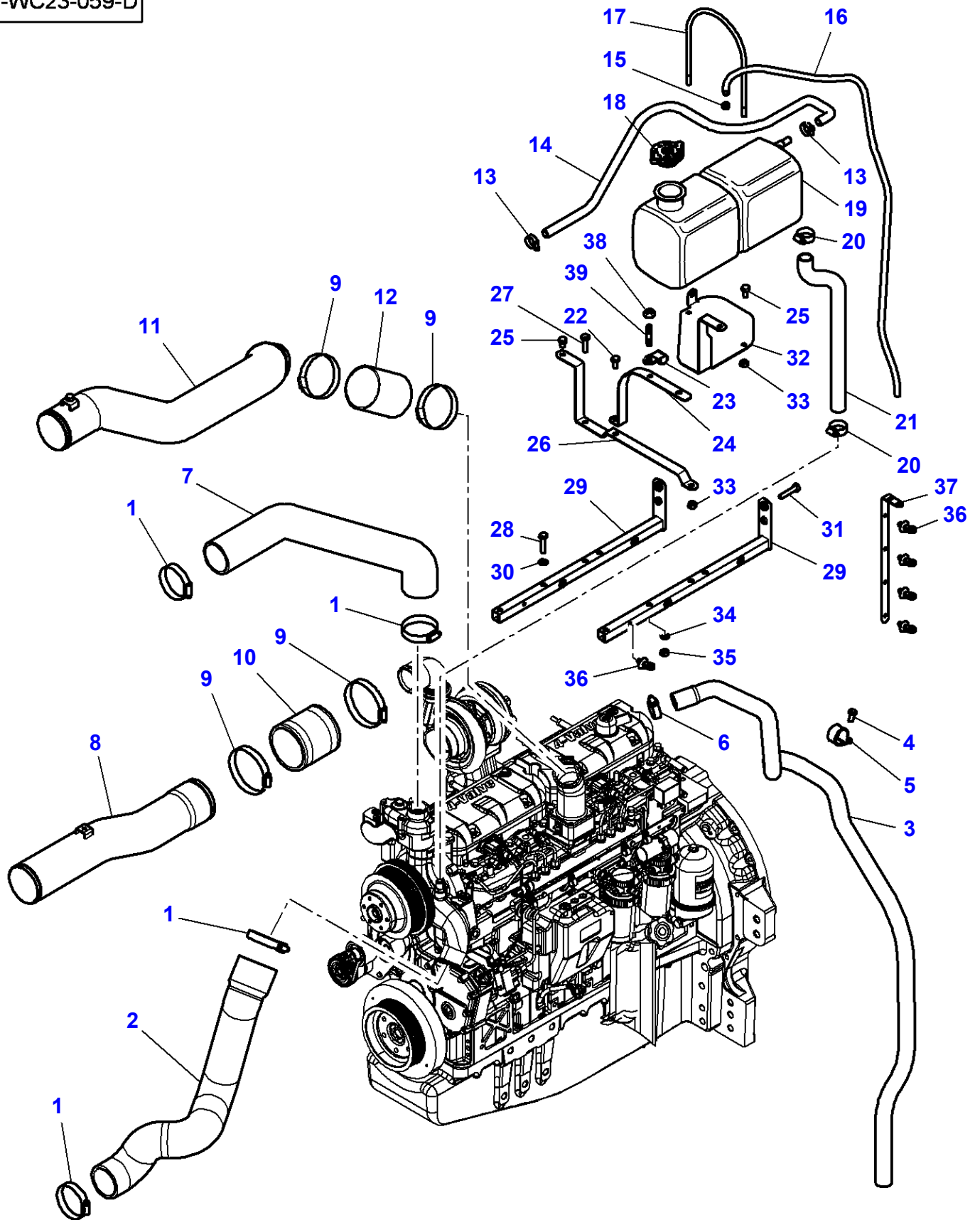


**Massey Ferguson****MF 8650 TRACTOR - 3906210****3906210****Cooling System - Air Conditioned Installation - ENGINE WITH AIR COMPRESSOR****Page010-0220**

<b>Item</b>	<b>Part Number</b>	<b>Qty</b>	<b>Description</b>	<b>Comments</b>
1	<b>4287396M1</b>	1	Belt	Length 1885 MM
2	4281803M1	1	Compressor	
3	339084X1	2	Hex Cap Screw	M8 X 100
4	3015258X1	1	Hex Cap Screw	M8 X 95
5	4287036M2	1	Support	
6	3009290X1	1	Screw Metric	M8 X 80
7	3009502X1	1	Hex Cap Screw	M10 X 80
8	390734X1	1	Flat Washer	
9	4290397M2	1	Condenser	See Page - Reference Number 070-0205/19
10	339761X1	1	Hex Cap Screw	M8 X 25
11	3009503X1	1	Hex Cap Screw	M10 X 90
12	358139X1	1	Screw	3/8-24 X 25
13	4287039M2	1	Tube	
14	4287040M3	1	Tube	
15	339010X1	5	Hex Cap Screw	M8 X 40
16	3784654M1	2	Bridle	Diameter 10 - 12
17	3010471X1	1	O Ring	
18	3010472X1	1	O Ring	
19	4282164M1	1	Spacer	Diameter 10.3-15 X 18
20	4288928M2	1	Support	
21	<b>3712526M1</b>	1	Pressure Switch	
22	4287038M2	1	Tube	
23	4275044M1	1	Bridle	
24	339169X1	1	Nut	M8
25	4290978M2	1	Tube	
26	4285797M2	1	Filter	
27	3789315M1	2	Bridle	Diameter 10-16
28	4291133M3	1	Support	
29	339124X1	3	Hex Cap Screw	M8 X 16
30	3783956M1	2	Strap	Diameter 35 - M8
31	3015074X1	1	Hex Cap Screw	M8 X 145
32	4275108M2	2	Pin	Diameter 11 X 8 MM

MF 8650 TRACTOR - 3906210  
1-WC23-059-D

1-WC23-059-D

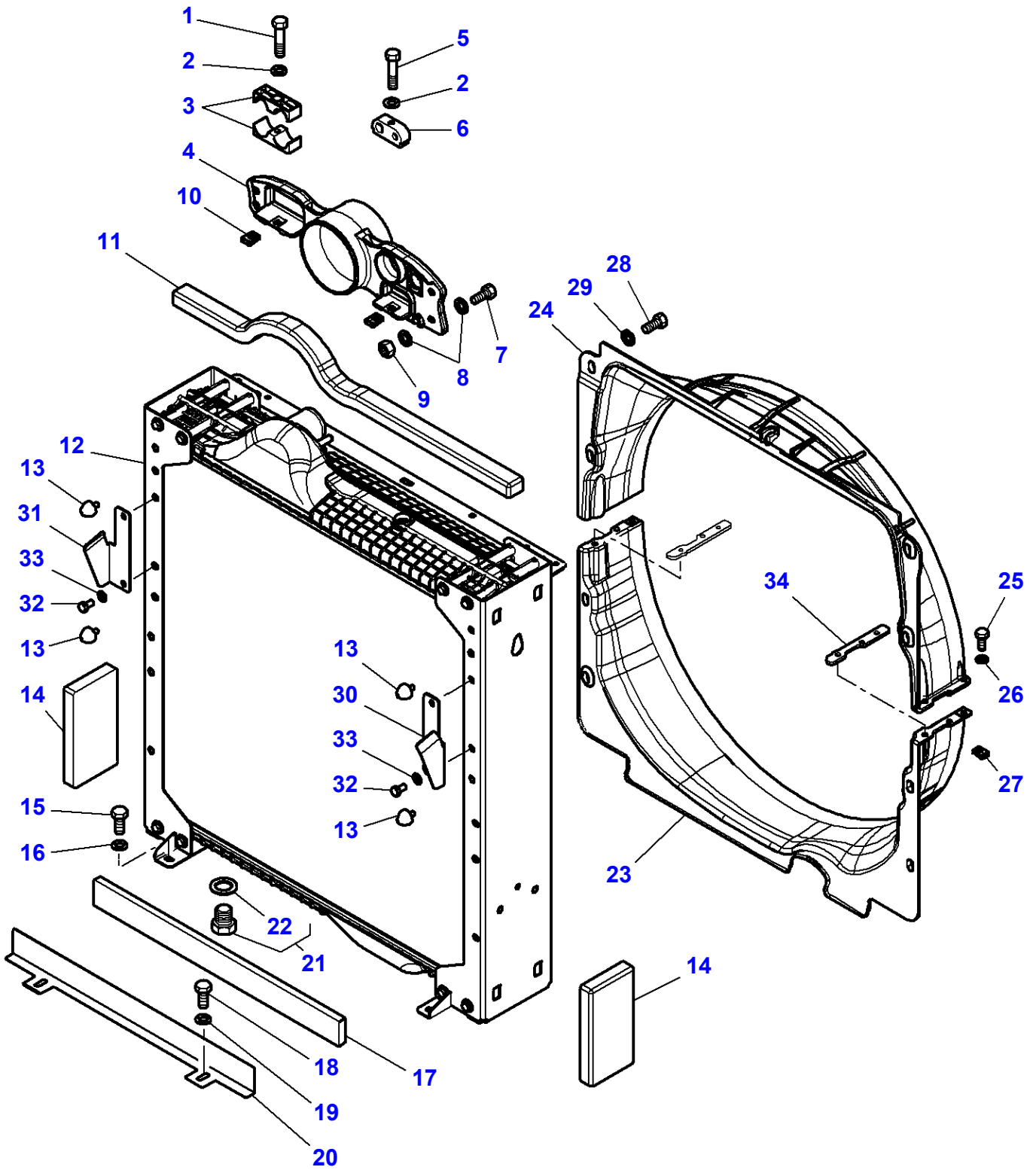


## Cooling System - Engine

Item	Part Number	Qty	Description	Comments
1	3010155X1	4	Clamp	
2	4284992M2	1	Hose	
3	4295676M1	1	Hose	
4	339124X1	1	Hex Cap Screw	M8 X 16
5	3581424M1	1	Clip	
6	338615X1	1	Hose Clip	
7	4284991M1	1	Hose	
8	4287761M3	1	Tube	
9	3010156X1	4	Hose Clip	Diameter 70-90 X 14
10	4286065M2	1	Hose	
11	4287762M2	1	Tube	
12	4282379M2	1	Hose	
13	3712465M1	2	Hose Clip	
14	4291810M1	1	Water Hose	
15	3715229M1	1	Hose Clip	
16	3808186M1	1	Hose	
17	4275245M1	1	Bridle	
18	4296015M1	1	Tank Cap	Replace and repair. Old not interchangeable with new 3787612M1
19	4280681M1	1	Tank	
20	338614X1	2	Hose Clip	Diameter 20-32 X 12
21	4289241M1	1	Water Hose	
22	339124X1	1	Hex Cap Screw	M8 X 16
23	3387756M1	1	Clip	
24	4291134M1	1	Support	
25	339228X1	1	Hex Cap Screw	M8 X 12
26	4291135M3	1	Support	
27	339337X1	1	Hex Cap Screw	
28	339009X1	2	Hex Cap Screw	M8 X 35
29	4291132M2	2	Support	
30	390972X1	2	Flat Washer	
31	339010X1	2	Hex Cap Screw	M8 X 40
32	4292732M3	1	Support	
33	339169X1	2	Nut	M8
34	390972X1	2	Flat Washer	
35	339169X1	2	Nut	M8
36	4278314M1	5	Clamp	
37	4295584M1	1	Support	
38	339169X1	1	Nut	
39	1440022X1	1	Stud	Up to Serial or Engine Number 17-may-2009 M8 X 20

MF 8650 TRACTOR - 3906210  
1-WC23-058-C

1-WC23-058-C

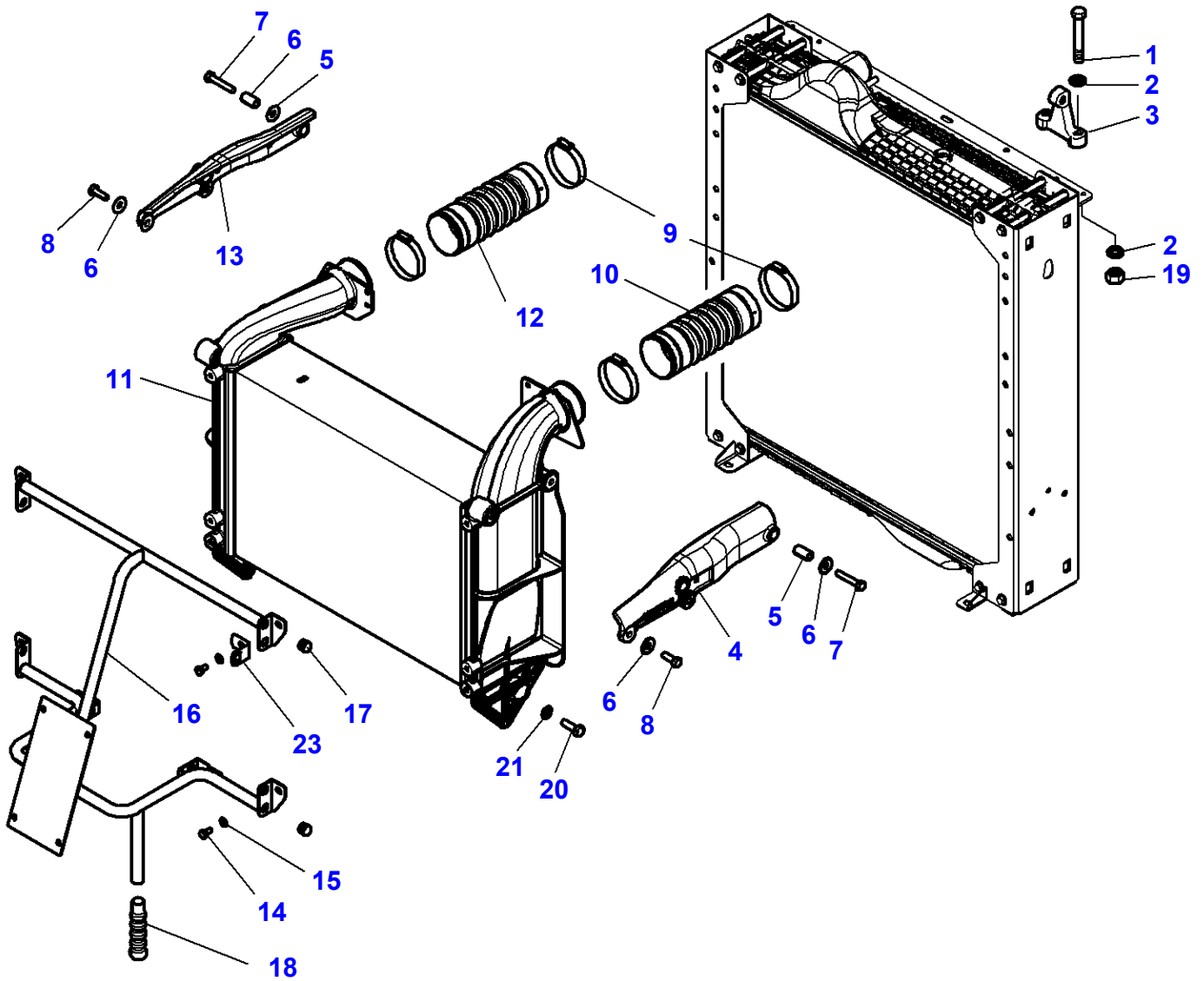




**Massey Ferguson****MF 8650 TRACTOR - 3906210****3906210****Page010-0230****Cooling System - Engine**

<b>Item</b>	<b>Part Number</b>	<b>Qty</b>	<b>Description</b>	<b>Comments</b>
1	339168X1	1	Hex Cap Screw	M8 X 50
2	390972X1	2	Flat Washer	
3	4287997M1	2	Bridle	
4	4291028M2	1	Plate	
5	1442525X1	1	Hex Socket Screw	M8 X 45
6	3789441M1	1	Bridle	
7	339666X1	4	Hex Cap Screw	M6 X 20
8	390971X1	8	Flat Washer	
9	339030X1	4	Nut	M6
10	3010333X1	2	Spring Nut	M8
11	4288395M1	1	Seal	
12	4285470M1	1	Water Cooler	
13	4288337M2	4	Stop	
14	4294735M1	2	Seal	
15	3009491X1	4	Hex Cap Screw	M10 X 20
16	390734X1	4	Flat Washer	
17	4288278M1	1	Seal	
18	339123X1	2	Hex Cap Screw	M8 X 20
19	390972X1	2	Flat Washer	
20	4288277M1	1	Shield	
21	358724X91	1	Plug	
22	831497X1	1	O Ring	(21)
23	4289027M1	1	Shroud	
24	4290814M1	1	Shroud	
25	339666X1	4	Hex Cap Screw	Up to Serial or Engine Number 31-AUG-2009 M6 X 20
	339804X1	4	Hex Cap Screw	From Serial or Engine Number 01-SEP-2009 M6 X 25
26	390971X1	4	Flat Washer	
27	3010070X1	4	Spring Nut	M6
28	339761X1	8	Hex Cap Screw	M8 X 25
29	391039X1	8	Flat Washer	
30	4299300M1	1	Guide	Left Hand
31	4299301M1	1	Guide	Right Hand
32	339124X1	4	Hex Cap Screw	M8 X 16
33	390972X1	4	Flat Washer	
34	4347968M1	2	Shim	From Serial or Engine Number 01-SEP-2009

1-WC65-006-B

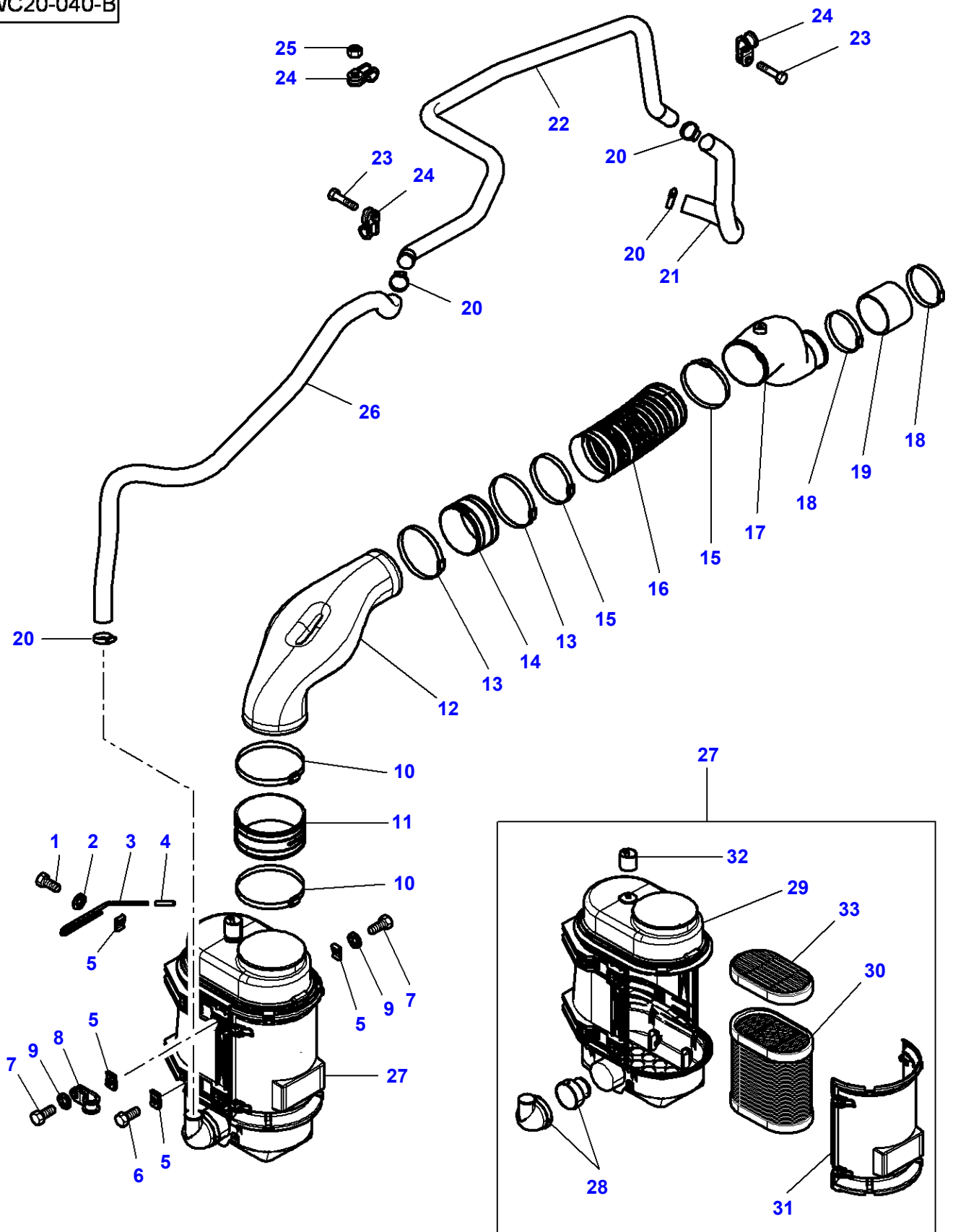


**Massey Ferguson****MF 8650 TRACTOR - 3906210****3906210****Page010-0235****Air Cooler**

<b>Item</b>	<b>Part Number</b>	<b>Qty</b>	<b>Description</b>	<b>Comments</b>
1	339009X1	4	Hex Cap Screw	M8 X 35
2	390972X1	8	Flat Washer	
3	4280162M1	2	Support	
4	4285536M1	1	Pivot	Left Hand
5	4279994M1	2	Spacer	
6	390597X1	4	Flat Washer	
7	3009498X1	2	Hex Cap Screw	M10 X 55
8	3009493X1	4	Hex Cap Screw	M10 X 30
9	3010156X1	4	Hose Clip	
10	4280159M3	1	Hose	
11	4285534M1	1	Cooler	
12	4279550M1	1	Hose	
13	4288325M1	1	Pivot	Right Hand
14	339124X1	4	Hex Cap Screw	M8 X 16
15	390972X1	4	Flat Washer	
16	4285984M2	1	Support	
17	4289267M1	4	Plug	
18	4282624M2	1	Grip	
19	339169X1	4	Nut	M8
20	3009496X1	2	Hex Cap Screw	M10 X 45
21	385363X1	2	Washer	
23	4299539M1	1	Support	

MF 8650 TRACTOR - 3906210  
1-WC20-040-B

1-WC20-040-B

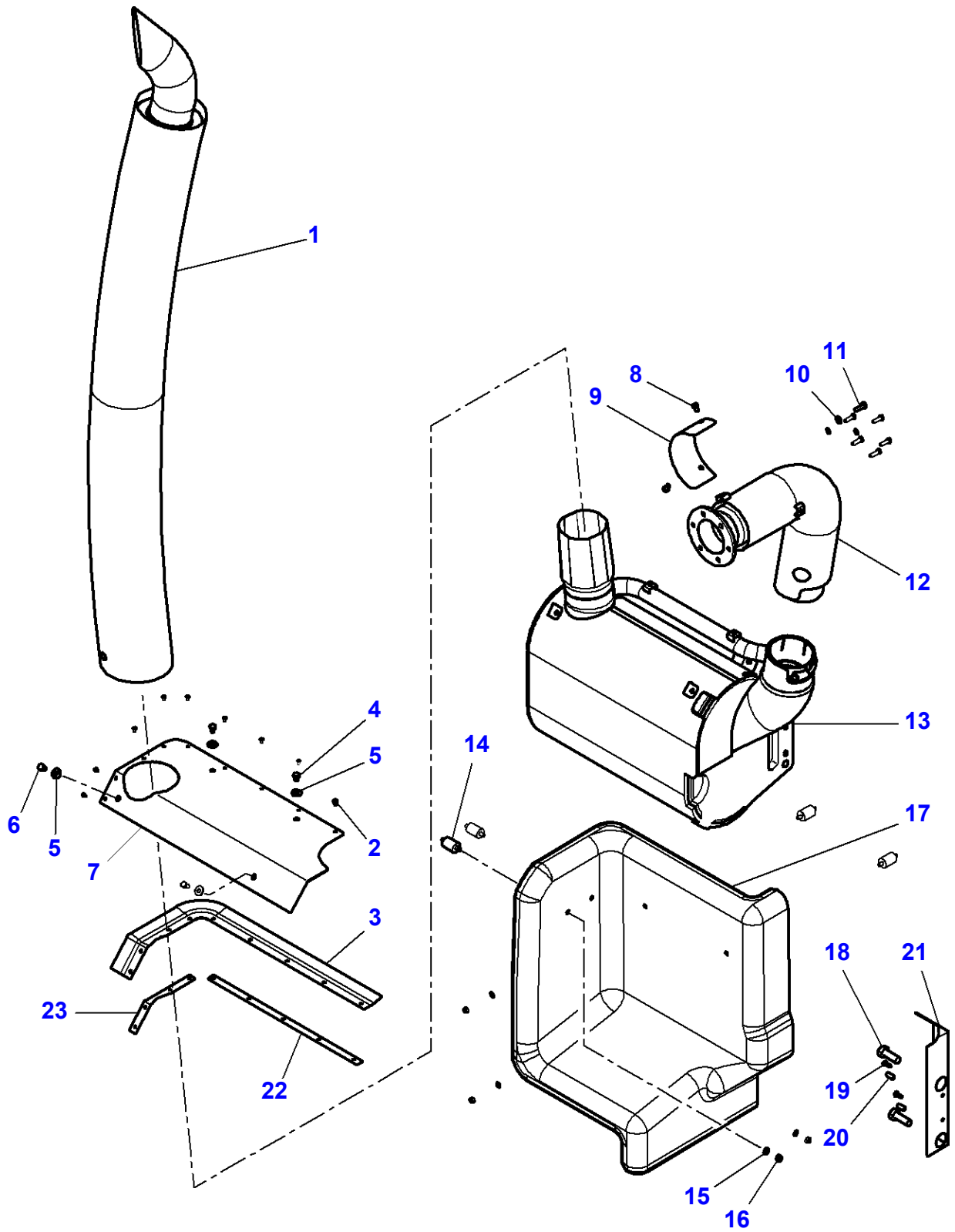


## Air Filter - Dry - Dual Element

Item	Part Number	Qty	Description	Comments
1	3010909X1	2	Screw	M8 X 20
2	391039X1	2	Flat Washer	
3	4296119M1	1	Guide	
4	4282653M1	1	Plug	
5	3010333X1	8	Spring Nut	M8
6	339228X1	1	Hex Cap Screw	M8 X 12
7	339123X1	5	Hex Cap Screw	M8 X 20
8	3715035M1	1	Clip	
9	390972X1	5	Flat Washer	
10	3010163X1	2	Clamp	Diameter 140-165 X 14
11	4285968M1	1	Hose	
12	4285967M1	1	Hose	
13	3010162X1	2	Hose Clip	Diameter 130-155 X 14
14	4290684M1	1	Hose	
15	3010161X1	2	Clamp	Diameter 120-145 X 14
16	4281542M1	1	Hose	
17	4293960M3	1	Tube	
	4293981M2	1	Tube	[A]
18	3010159X1	2	Hose Clip	Diameter 100-125 X 14
19	3786225M1	1	Hose	
20	338616X1	4	Hose Clip	Diameter 32-50 X 12
21	4297489M2	1	Hydr. Hose	
22	4294896M1	1	Tube	
23	339228X1	2	Hex Cap Screw	M8 X 12
24	3014220X1	3	Tie	
25	339169X1	1	Nut	M8
26	4294897M2	1	Hose	
27	4286482M92	1	Air Filter	
28	4295044M1	1	Valve	(27)
29		1	Body	(27)
				Not serviced, order ref. 27
30	<b>4286479M2</b>	1	Air Fitr.Element	(27)
31	4286481M1	1	Cover	(27)
32	4284812M2	1	Valvometer	(27)
				55 mbar
33	<b>4286474M1</b>	1	Element,Air Fitr	(27)

FOOTNOTE [A] WITH AIR COMPRESSOR

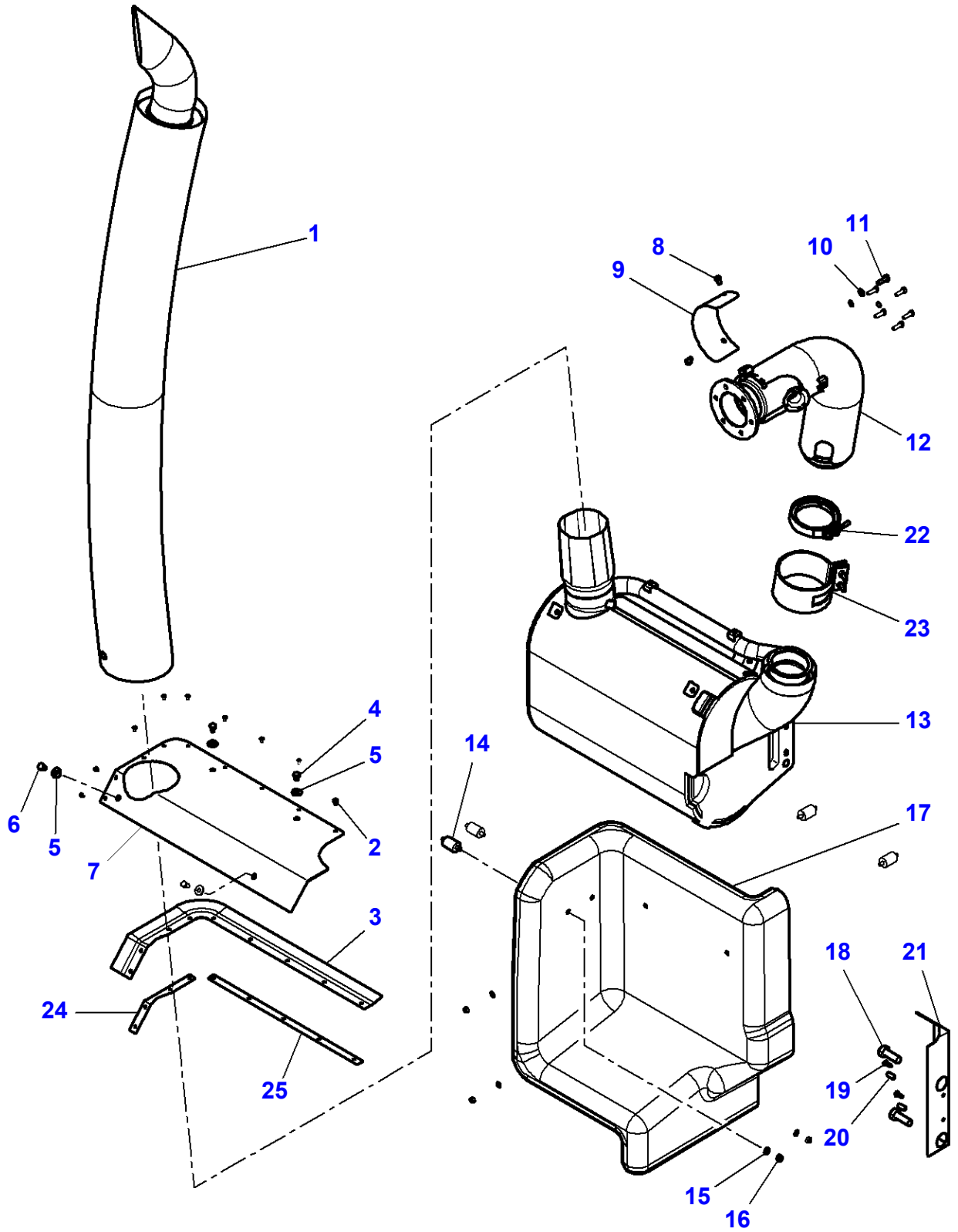
1-WC11-039-C



**Massey Ferguson****MF 8650 TRACTOR - 3906210****3906210****Vertical Exhaust On The Side - AGCO POWER SISU IEGR****Page010-0245**

<b>Item</b>	<b>Part Number</b>	<b>Qty</b>	<b>Description</b>	<b>Comments</b>
1	4299323M1	1	Tail Pipe	
2	3010578X1	X	Screw	M5 X 10
3	4299438M2	1	Seal	
4	339228X1	2	Hex Cap Screw	M8 X 12
5	391039X1	4	Flat Washer	
6	339124X1	2	Hex Cap Screw	M8 X 16
7	4299221M2	1	Cowl	
8	339228X1	2	Hex Cap Screw	M8 X 12
9	4295390M1	1	Cowl	
10	390972X1	3	Flat Washer	
11	339761X1	6	Hex Cap Screw	M8 X 25
12	4295527M2	1	Tail Pipe	
13	4299324M1	1	Silencer	
14	4299499M1	4	Spacer	
15	390972X1	4	Flat Washer	
16	339169X1	4	Nut	M8
17	4298822M1	1	Cowl	
18	391120X1	2	Hex Cap Screw	M16 X 45
19	339560X1	2	Hex Cap Screw	M6 X 16
20	191314M1	2	Centraliser	
21	4299399M1	1	Cowl	
22	4348012M1	1	Bridle	
23	4348013M1	1	Bridle	

1-WC11-040-D



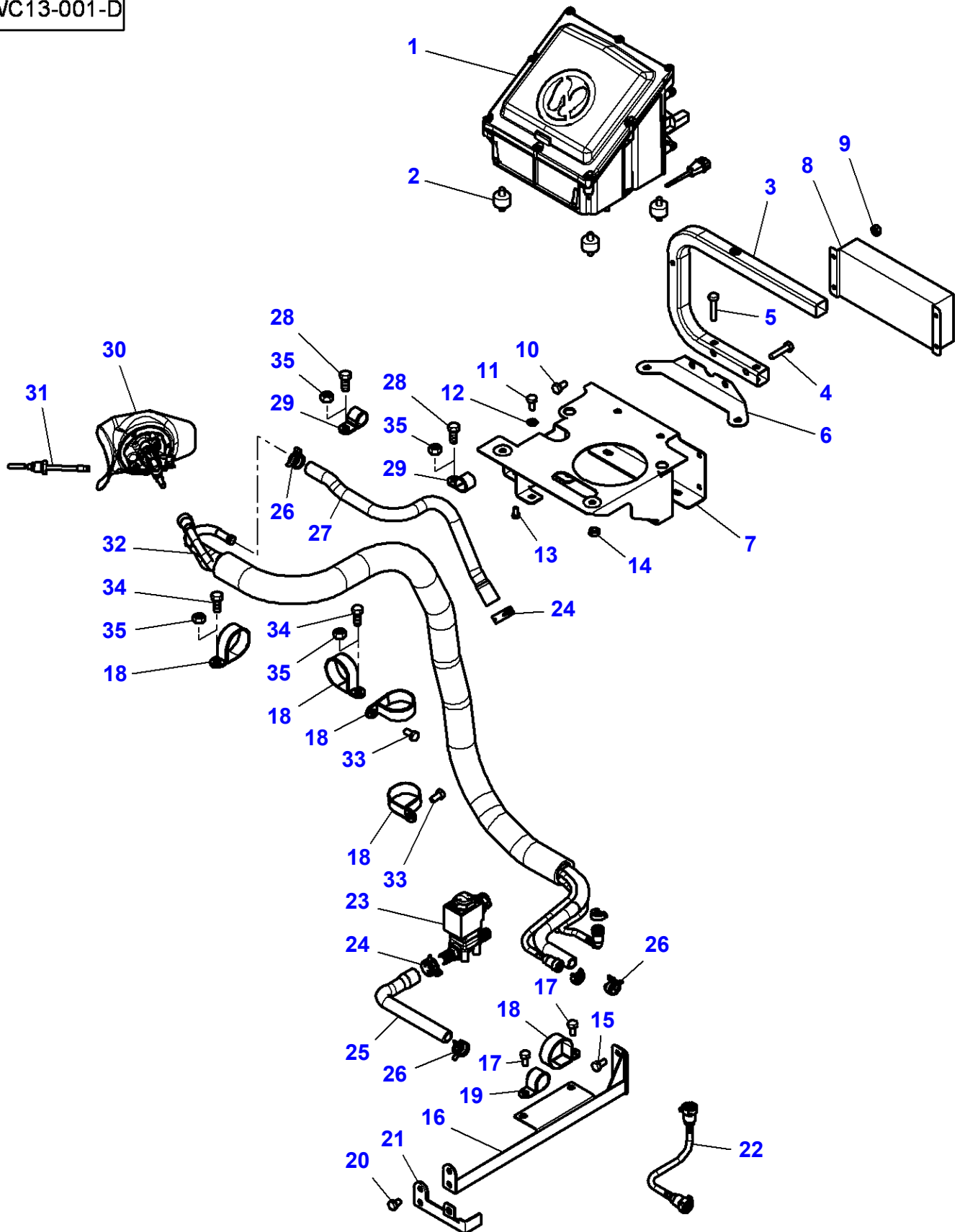


**Massey Ferguson****MF 8650 TRACTOR - 3906210****3906210****Vertical Exhaust On The Side - AGCO POWER SISU w/ e3 Technology****Page010-0250**

<b>Item</b>	<b>Part Number</b>	<b>Qty</b>	<b>Description</b>	<b>Comments</b>
1	4299322M1	1	Tail Pipe	
2	3010578X1	X	Screw	M5 X 10
3	4299438M2	1	Seal	
4	339228X1	2	Hex Cap Screw	M8 X 12
5	391039X1	4	Flat Washer	
6	339124X1	2	Hex Cap Screw	M8 X 16
7	4299221M2	1	Cowl	
8	339228X1	2	Hex Cap Screw	M8 X 12
9	4295390M1	1	Cowl	
10	390972X1	3	Flat Washer	
11	339761X1	6	Hex Cap Screw	M8 X 25
12	4299403M1	1	Tail Pipe	
13	4299214M2	1	Silencer	
14	4299499M1	4	Spacer	
15	390972X1	4	Flat Washer	
16	339169X1	4	Nut	M8
17	4298822M1	1	Cowl	
18	391120X1	2	Hex Cap Screw	M16 X 45
19	339560X1	2	Hex Cap Screw	M6 X 16
20	191314M1	2	Centraliser	
21	4299399M1	1	Cowl	
22	4299211M1	1	Clamp	
23	4299535M1	1	Clamp	
24	4348013M1	1	Bridle	
25	4348012M1	1	Bridle	

MF 8650 TRACTOR - 3906210  
1-WC13-001-D

1-WC13-001-D

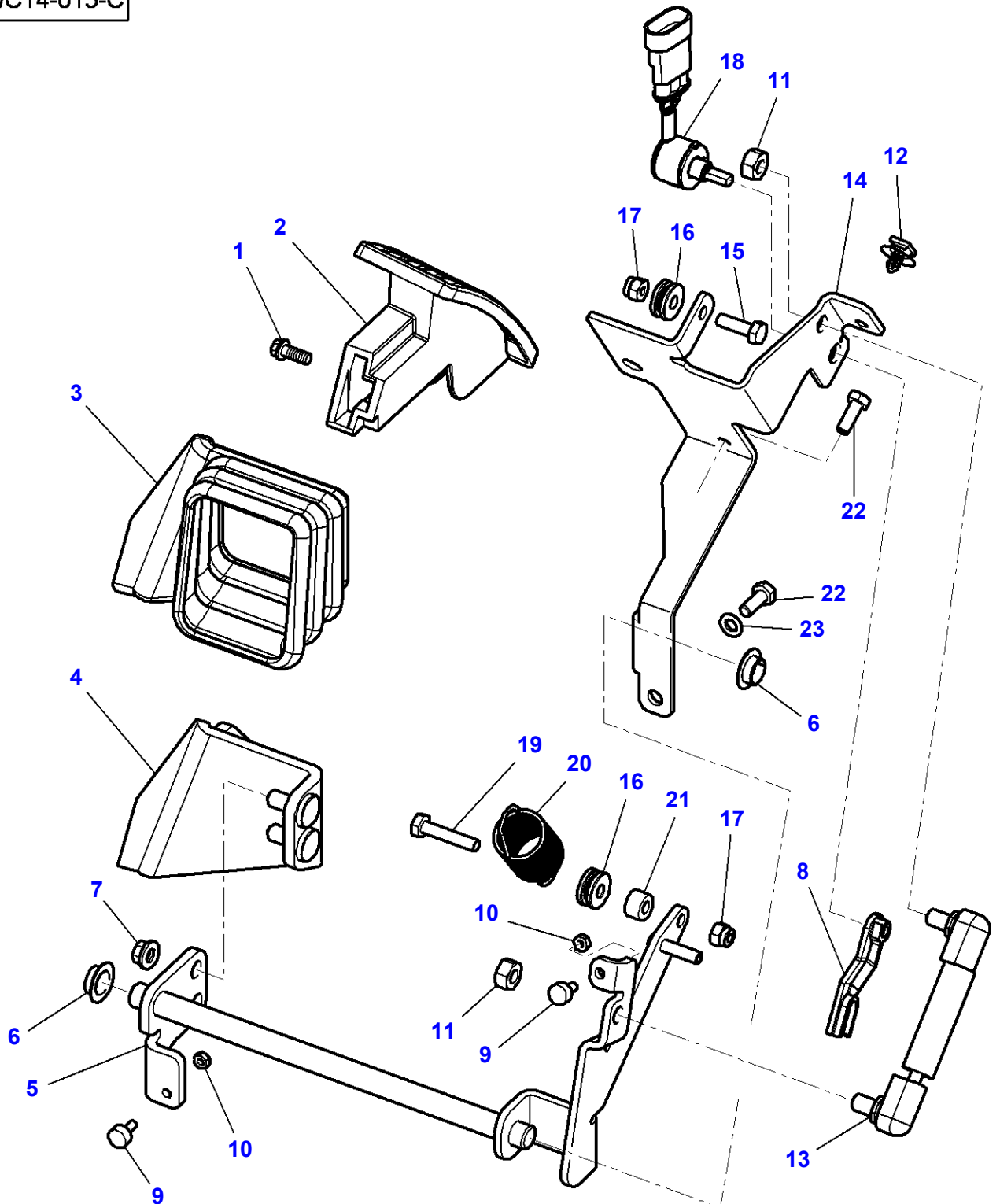


Item	Part Number	Qty	Description	Comments
1	V837072439	1	Module	See Page - Reference Number 010-0110
2	4298654M3	4	Vibration Mount	
3	4298667M2	1	Reinforcement	
4	339009X1	2	Hex Cap Screw	M8 X 35
5	339010X1	2	Hex Cap Screw	M8 X 40
6	4298655M1	1	Support	
7	4298653M3	1	Support	
8	4287327M1	1	Transformer	
9	339030X1	4	Nut	M6
10	391074X1	4	Hex Cap Screw	M6 X 12
11	339124X1	5	Hex Cap Screw	M8 X 16
12	390972X1	5	Flat Washer	
13	391074X1	2	Hex Cap Screw	M6 X 12
14	339169X1	4	Nut	M8
15	339124X1	2	Hex Cap Screw	
16	4298762M1	1	Stop	
17	339124X1	2	Hex Cap Screw	
18	4273333M1	5	Clamp	Diameter 45 - M8
19	3581424M1	1	Clip	Diameter 25
20	339228X1	2	Hex Cap Screw	M8 X 12
21	4291797M3	1	Square	
22	4287082M3	1	Pipe	
23	4298720M3	1	Valve	
24	3820729M1	2	Hose Clip	
25	4292738M3	1	Hose	
26	3817057M1	3	Hose Clip	Diameter 22
27	4298613M1	1	Water Hose	
28	339124X1	2	Hex Cap Screw	Up to Serial or Engine Number U145006
29	3581131M1	2	Clip	Diameter 20 - M8
30	V837072107	1	Module	See Page - Reference Number 010-0110
31	<b>4295038M1</b>	1	Transducer	[A]
32	4294638M3	1	Harness	
33	339124X1	2	Hex Cap Screw	M8 X 16
34	339124X1	2	Hex Cap Screw	Up to Serial or Engine Number U145006 M8 X 16
35	339169X1	4	Nut	From Serial or Engine Number U145007 M8

FOOTNOTE [A] HEAT

MF 8650 TRACTOR - 3906210  
1-WC14-015-C

1-WC14-015-C



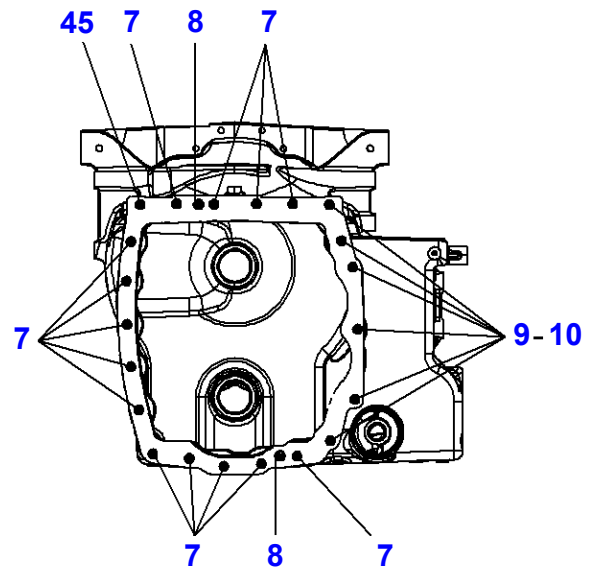
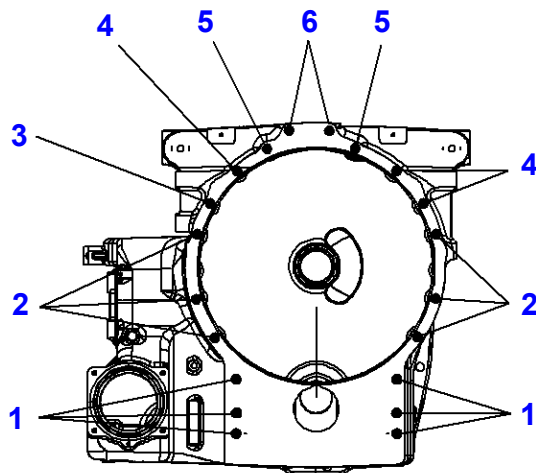
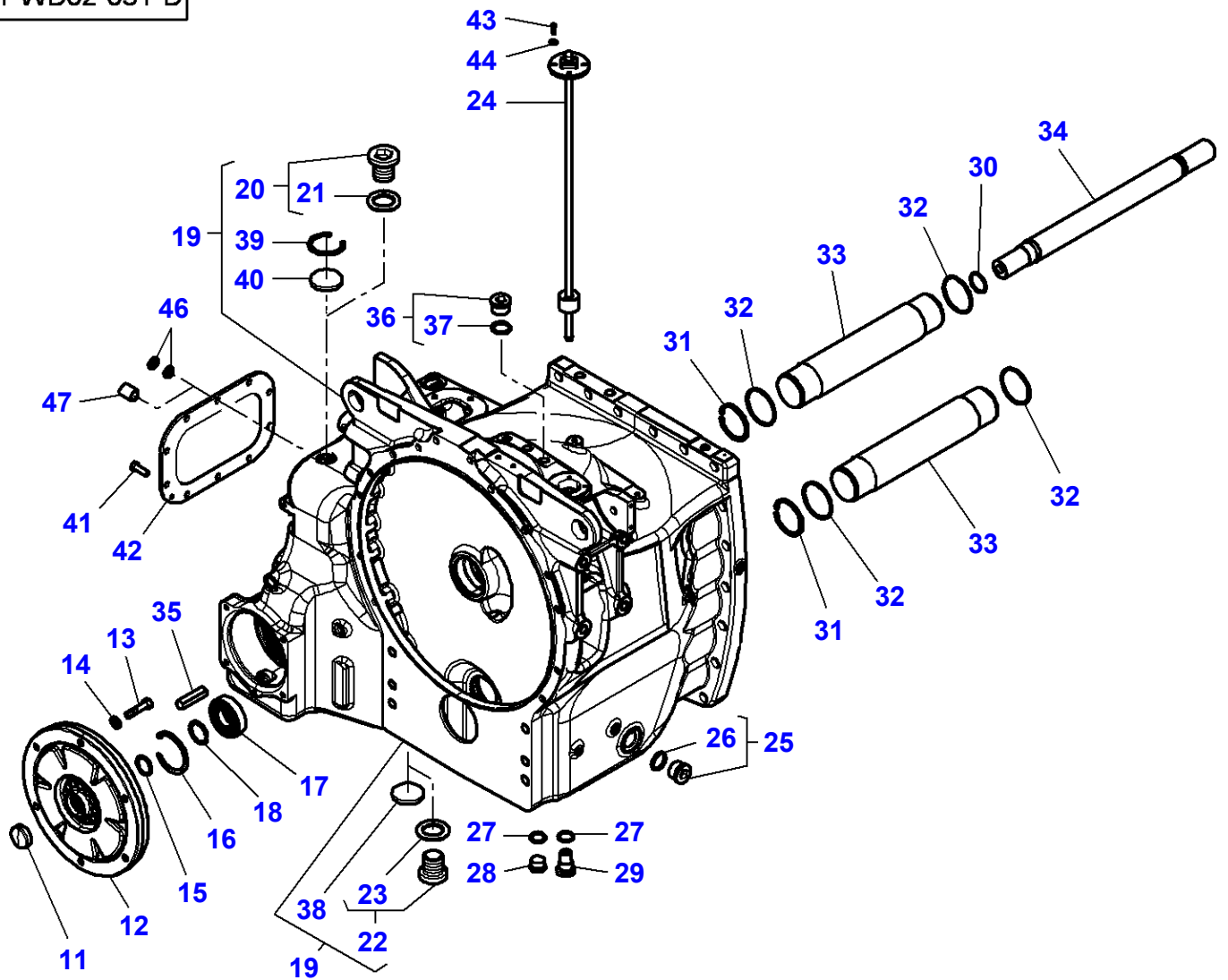
**Massey Ferguson****MF 8650 TRACTOR - 3906210****3906210****Page010-0260****Throttle Controls**

<b>Item</b>	<b>Part Number</b>	<b>Qty</b>	<b>Description</b>	<b>Comments</b>
1	3009182X1	1	Carriage Bolt	M6 X 16
2	4293933M2	1	Skate	
3	4295774M2	1	Envelope	
4	4293937M2	1	Arm	
5	4295259M3	1	Pedal	
6	3385913M2	2	Bush	
7	339124X1	2	Hex Cap Screw	M8
8	4295264M1	1	Cam	
9	4296087M2	2	Stop	
10	390995X1	2	Nut	M5
11	339169X1	2	Nut	M8
12	4281082M1	1	Centraliser	
13	4293994M1	1	Ram	
14	4293714M3	1	Support	
15	339666X1	1	Hex Cap Screw	M6 X 20
16	4295261M1	2	Dowel	
17	1441500X1	2	Top Locknut	M6
18	<b>4297666M1</b>	1	Transducer	
19	1441268X1	1	Bolt	M6 X 30
20	4295263M2	1	Spring	
21	4295360M1	1	Spacer	
22	339560X1	2	Hex Cap Screw	M6 X 16
23	390971X1	1	Flat Washer	

Page Title	Page Number
Front Spacer	020-0005
Flywheel & Flywheel Housing	020-0010
Clutch Control	020-0015

MF 8650 TRACTOR - 3906210  
1-WD02-031-D

1-WD02-031-D



Front Spacer

Item	Part Number	Qty	Description	Comments
1	3011981X1	6	Screw	M18 X 190
2	3012037X1	6	Screw	M12 X 135
3	3011899X1	1	Screw	M12 X 50
4	3011279X1	3	Screw	M12 X 60
5	3012286X1	2	Screw	M12 X 235
6	3010853X1	2	Screw	M12 X 90
7	3010822X1	14	Screw	M18 X 70
8	X506.285.600.000	2	Dowel	Diameter 20 X 36
9	3012287X1	6	Stud	M18 X 45 42X25
10	3011390X1	6	Nut	M18
11	4271289M1	1	Plug	
12	E931.100.420.080	1	Hydrau Damper	
13	3010930X1	6	Hex Cap Screw	M10 X 55
14	390734X1	6	Flat Washer	
15	X548.892.900.000	1	O Ring	
16	339437X1	1	Circlip	Diameter 80 MM
17	339820X1	1	Circlip	
18	833059M1	1	Bear. 6208 2rs	
19	4295700M93	1	Spacer	
20	3014454X91	4	Plug	(19) From Serial or Engine Number T332093 M42 X 2
21	3014537X1	1	O Ring	(20) Diameter 38.6 x 2.9
22	3014456X91	1	Plug	(19) From Serial or Engine Number T332093 M48 X 2
	3014454X91	6	Plug	(19) From Serial or Engine Number T332093 M42 X 2
23	3014538X1	1	O Ring	(22) Diameter 44.6 x 2.9
	3014537X1	1	O Ring	(22) Diameter 38.6 x 2.9
24	<b>G931.860.061.150</b>	1	Fuel Transmitter	
25	3010928X91	1	Plug	M33 x 19
26	3019399X1	1	O Ring	(25)
27	X540.008.278.000	2	Ring	
28	X483.803.200.000	1	Plug	M26 x 1.5
29	931.860.061.200	1	Screw	
30	X548.901.801.000	1	O Ring	Diameter 36.2 x 3
31	1442407X1	2	Circlip	
32	X548.953.366.000	4	O Ring	
33	4284754M2	2	Tube	
34	916.100.421.102	1	Drive Shaft	
35	1440401X1	1	Roll Pin	
36	3010898X91	1	Plug	
37	3019397X1	1	O Ring	(36)
38	3012136X1	2	Plug	(19) Up to Serial or Engine Number T332092 Diameter 47 MM
	3012135X1	4	Plug	(19) Up to Serial or Engine Number T332092 Diameter 37 MM
39	339669X1	4	Circlip	(19) Up to Serial or Engine Number T332092
40	3012135X1	4	Plug	(19) Up to Serial or Engine Number T332092 Diameter 37 MM
41	3015468X1	10	Hex Cap Screw	M10 X 30
42	4287420M3	1	Cover	
43	339721X1	4	Hex Cap Screw	M5 X 16
44	3019560X1	4	Flat Washer	
45	3010822X1	1	Screw	Up to Serial or Engine Number U091017 M18 X 70
	3012287X1	1	Stud	From Serial or Engine Number U091018 M18 X 70 42x25
	3011390X1	1	Nut	From Serial or Engine Number U091018 M18
46	3011656X1	2	Flat Washer	Diameter 17-36 X 5 Up to Serial or Engine Number U091029



**Massey Ferguson**

**MF 8650 TRACTOR - 3906210**

**3906210**

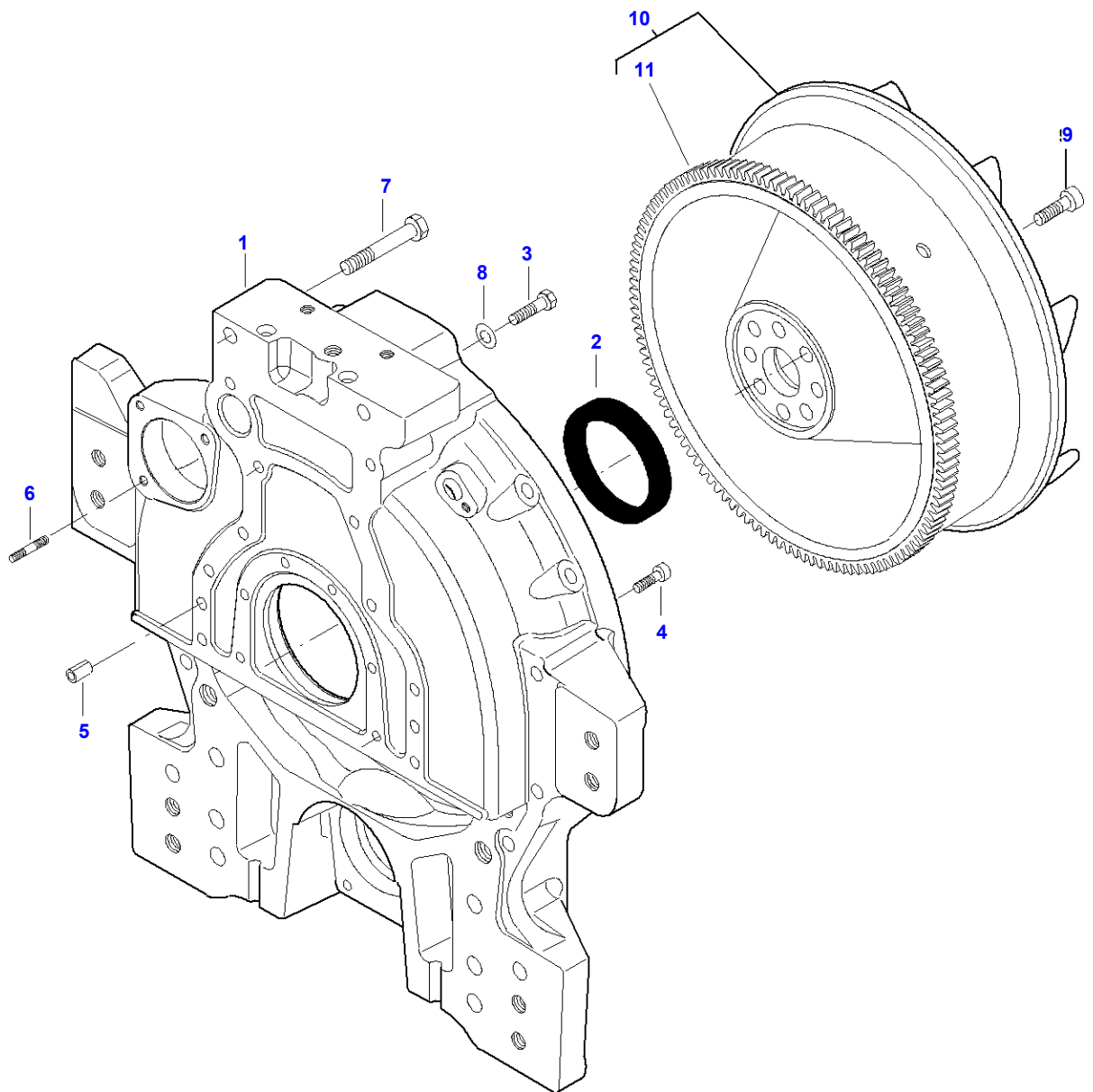
**Front Spacer**

**Page020-0005**

<b>Item</b>	<b>Part Number</b>	<b>Qty</b>	<b>Description</b>	<b>Comments</b>
47	3014172X1	1	Spacer	17 X 30 X 10 From Serial or Engine Number U091030

MF 8650 TRACTOR - 3906210  
1-WA07-032-A

1-WA07-032-A

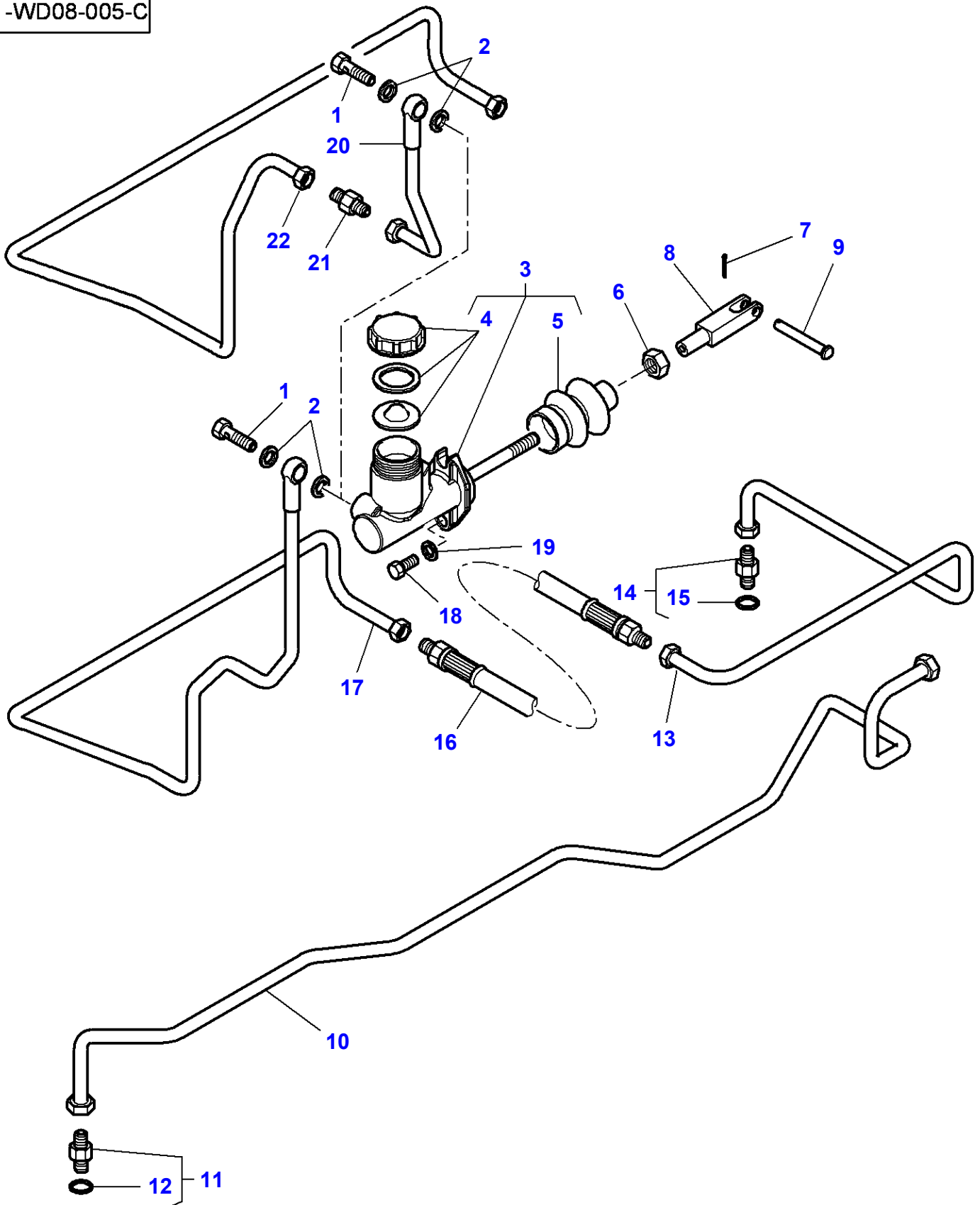


**Massey Ferguson****MF 8650 TRACTOR - 3906210****3906210****Page020-0010****Flywheel & Flywheel Housing**

<b>Item</b>	<b>Part Number</b>	<b>Qty</b>	<b>Description</b>	<b>Comments</b>
1	V836867826	1	Flywheel Housing	
2	V836840884	1	Oil Seal	
	V836020054	X	Spacer	Thickness 2.00 MM
3	V528702230	8	Screw	M12 X 40
4	V581705030	6	Hex Socket Screw	M10 X 30
5	V598359850	2	Pin	
6	V546801815	3	Stud	M10 X 30
7	V529903160	2	Screw	M16 X 110
8	V500951200	8	Flat Washer	
9	V581705850	8	Screw	M14 X 40
10	V836867880	1	Flywheel	
11	V836659026	1	Annular Gear	(10)

MF 8650 TRACTOR - 3906210  
1-WD08-005-C

1-WD08-005-C

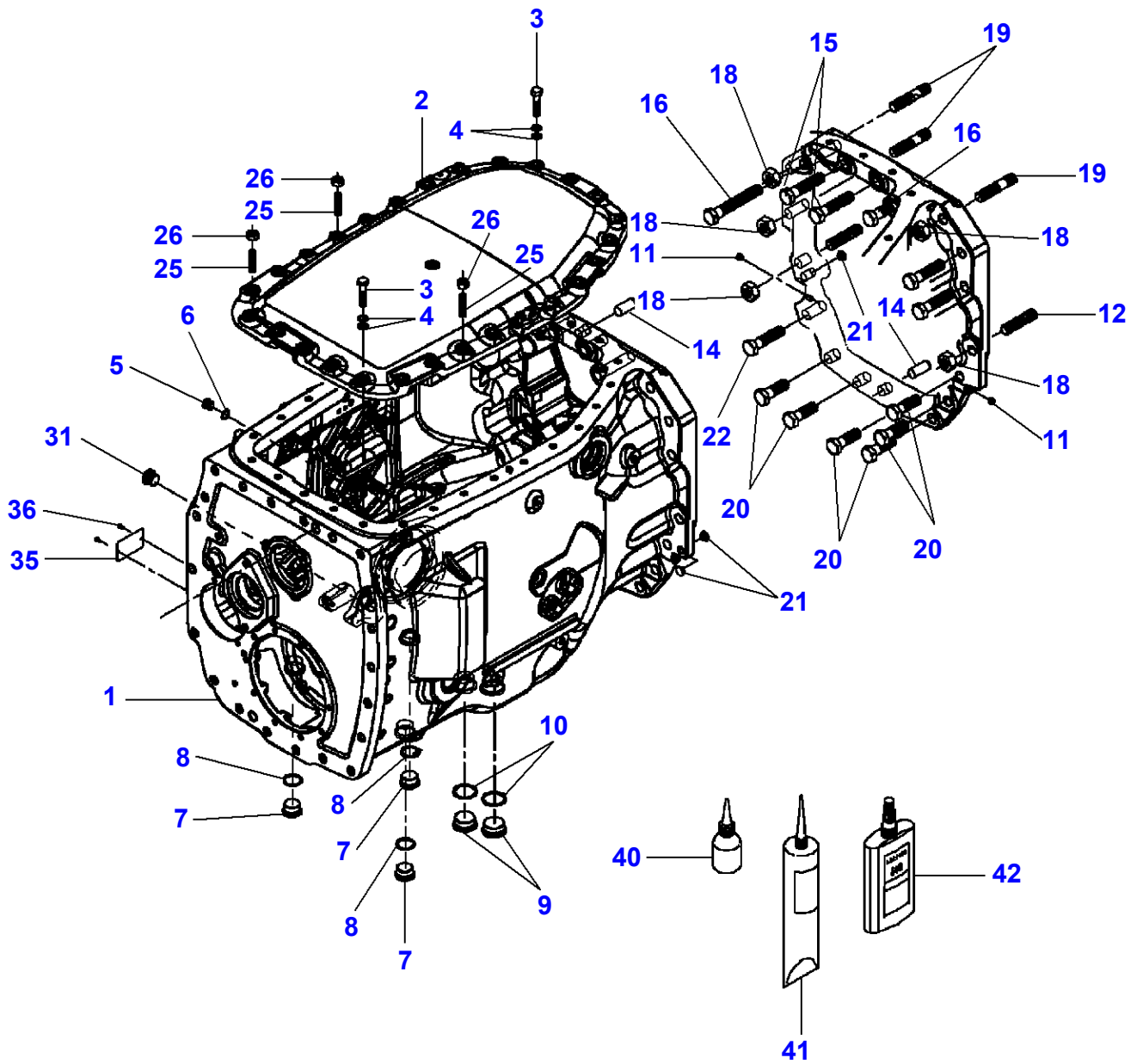


**Clutch Control**

<b>Item</b>	<b>Part Number</b>	<b>Qty</b>	<b>Description</b>	<b>Comments</b>
1	4281624M1	1	Banjo Bolt	
2	1440700X1	2	Seal	
3	4281625M2	1	Main Cylinder	
4	3907807M92	1	Plug	(3)
5	3903845M1	1	Bellows	(3)
6	392310X1	1	Nut	
7	1442994X1	1	Split Pin	Diameter 3 X 25
8	4294519M1	1	Clevis	
9	3014100X1	1	Clevis Pin	Diameter 12 X 89
10	4297772M2	1	Tube	
11	338906X91	1	Union	
12	338760X1	1	O Ring	(11)
13	4291340M2	1	Tube	
14	3011554X91	1	Union	
15	338761X1	1	O Ring	(14)
16	4292715M4	1	Brake Hose	Length 480 MM
17	4290129M3	1	Tube	Up to Serial or Engine Number 08-OCT-2009
18	3009492X1	2	Hex Cap Screw	M10 X 25
19	385362X1	2	Flat Washer	
20	4347858M1	1	Tube	From Serial or Engine Number 09-OCT-2009
21	338707X1	1	Union	From Serial or Engine Number 09-OCT-2009
22	4347859M1	1	Tube	From Serial or Engine Number 09-OCT-2009

Page Title	Page Number
Transmission - Housing	025-0005
Gear Box	025-0010
Inner Housing	025-0015
Planetary Drive	025-0020
Pump Shaft	025-0025
Accumulator Shaft	025-0030
Hydraulic Pump	025-0035
Hydraulic Motor	025-0040
Duct Plate	025-0045
Adjusting Device	025-0050
Adjusting Device	025-0055
Group Gear Shifting	025-0060
Transmission Control - Emergency Control - Drive Line	025-0065
Transmission Control - Emergency Control - Range	025-0070
Transmission Control	025-0075
Control Armrest	025-0080
Control Armrest	025-0085
Module Fingertip For Distributor With electrodyamique - Control	025-0090

1-WE97-021-A

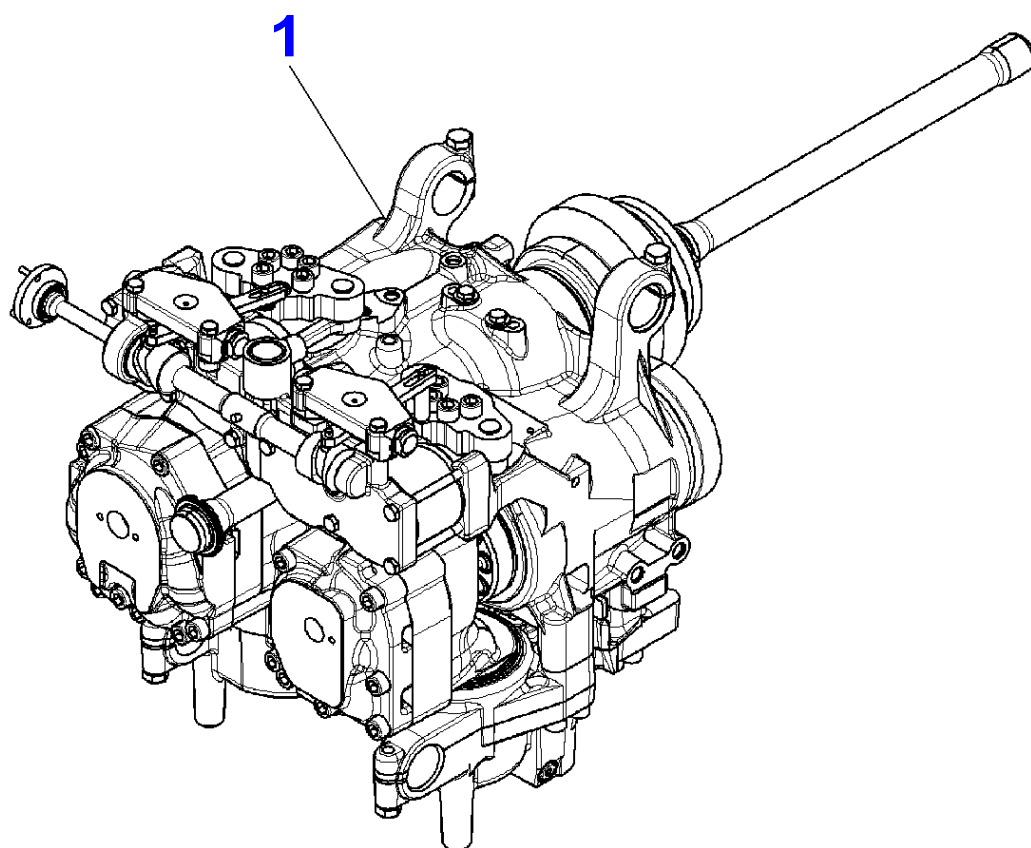


**Massey Ferguson****MF 8650 TRACTOR - 3906210****3906210****Page025-0005****Transmission - Housing**

<b>Item</b>	<b>Part Number</b>	<b>Qty</b>	<b>Description</b>	<b>Comments</b>
1	931.100.052.020	1	Transm.Housing	
2	916.101.050.060	1	Cover	
3	X486.536.106.000	24	Screw	M12X55
4	X520.805.000.000	27	Locking Washer	
5	X483.801.200.000	1	Screw	M16X1,5
6	X540.004.878.000	1	Ring	
7	X483.804.801.000	3	Plug	M33X2
8	X540.010.278.000	3	Ring	
9	X483.807.201.000	2	Hex Cap Screw	M42X2
10	X540.012.278.000	2	Ring	
11	X483.500.200.000	2	Screw	M10X1
12	X489.154.900.000	2	Stud	M20X50
14	X506.286.500.000	2	Dowel	
15	X486.555.700.000	2	Screw	
16	X486.556.202.000	2	Screw	
18	X428.205.005.000	5	Nut	
19	X489.155.400.000	3	Stud	M20X75
20	X487.555.100.000	6	Screw	M20X60
21	X499.502.495.000	3	Plug	
22	X487.555.507.000	3	Screw	M20X80
25	205.100.150.130	3	Stud	
26	X428.203.241.000	3	Nut	
31	X483.802.801.000	1	Screw	
35	903.100.050.110	1	Identity Plate	
36	X419.432.887.000	2	Nail, Notched	
40	X903.050.074.000	X	Loctite	
41	X903.050.084.000	X	Loctite	
42	X903.050.091.000	X	Loctite	



1-WG89-001-A



**Massey Ferguson**

**MF 8650 TRACTOR - 3906210**

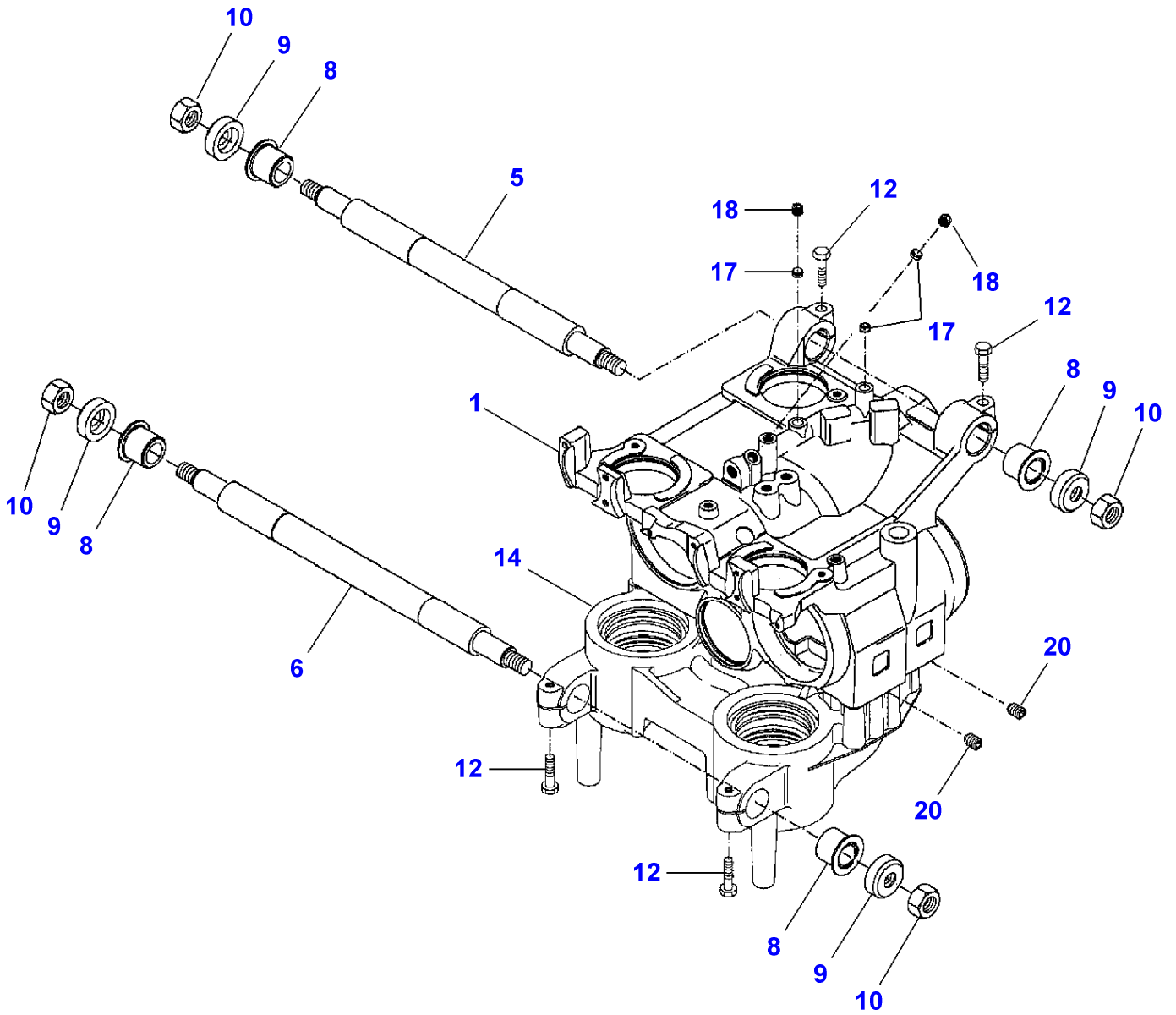
**3906210**

**Gear Box**

**Page025-0010**

<b>Item</b>	<b>Part Number</b>	<b>Qty</b>	<b>Description</b>
1	0099.059.000.000	1	Gearbox ML 260

1-WG67-002-A

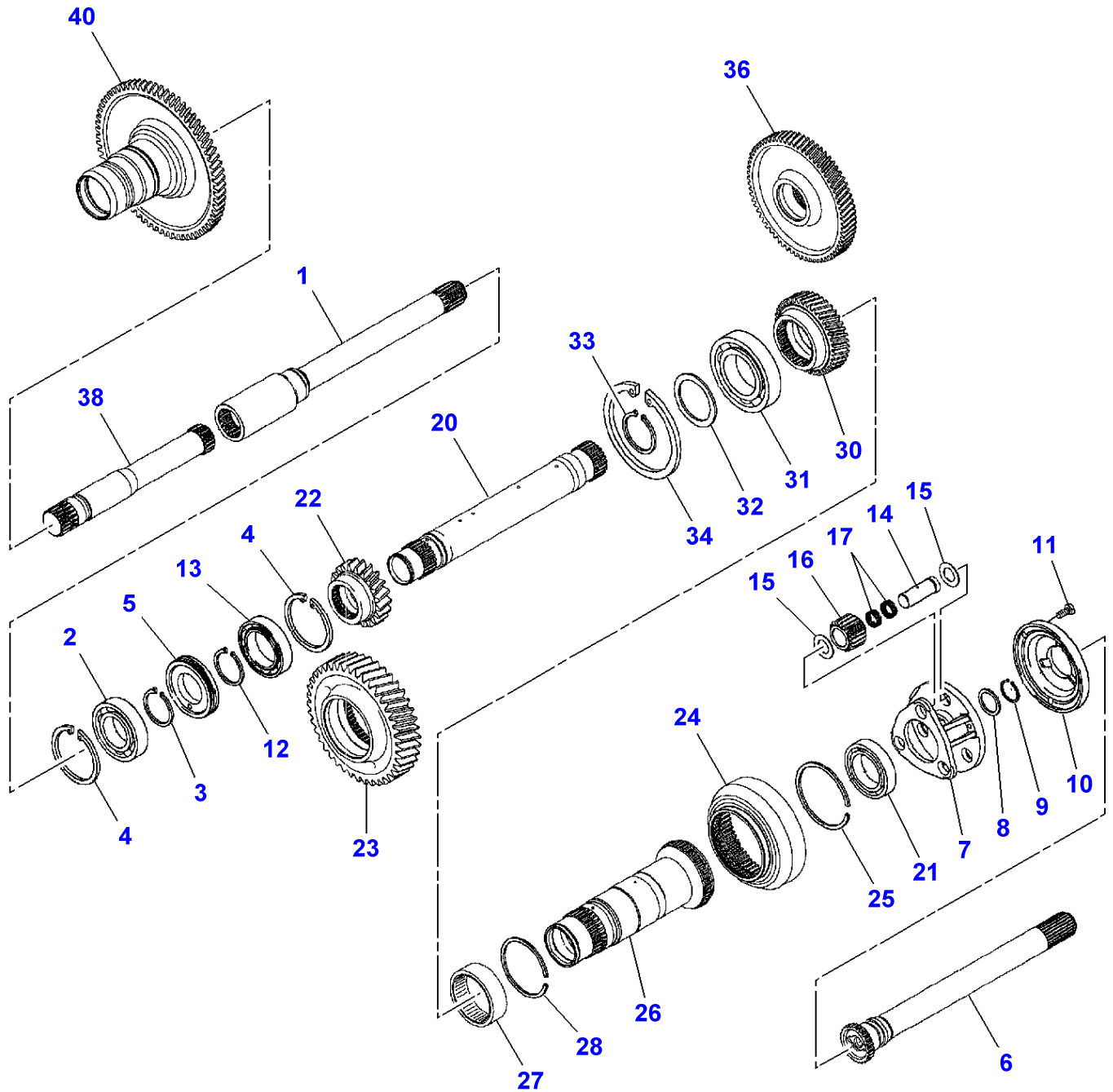


**Inner Housing**

<b>Item</b>	<b>Part Number</b>	<b>Qty</b>	<b>Description</b>	<b>Comments</b>
1		1	Housing	[A] See Page - Reference Number 025-0010/1
5	916.100.630.012	1	Shaft	
6	916.100.630.020	1	Shaft	
8	H916.100.630.010	4	Bush	
9	916.100.630.030	4	Ring	
10	X434.105.040.000	4	Nut	M20
12		4	Hex Cap Screw	[A]
14		1	Plate	See Page - Reference Number 025-0045/1
17		3	Nozzle	[A]
18		3	Plug	[A]
20		2	Screw	M12 X 1,5 [A]

**FOOTNOTE [A] NOT SUPPLIED SEPARATELY**

1-WG68-002-A

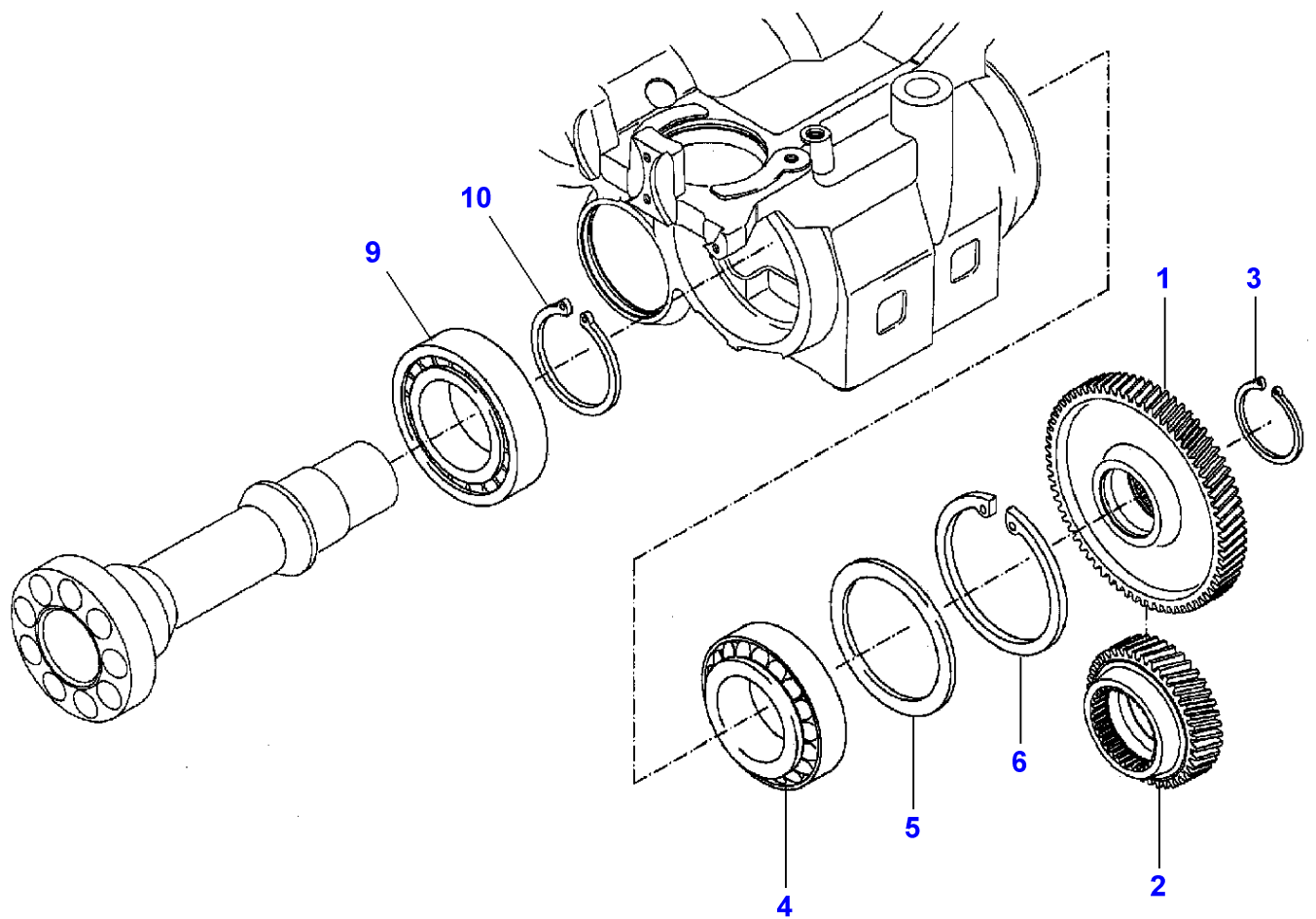


## Planetary Drive

Item	Part Number	Qty	Description	Comments
1		1	Shaft	[A]
2		1	Bearing Assy	[A]
3		1	Circlip	[A]
4		2	Circlip	[A]
5		1	Tube	[A]
6	926102080130	1	Shaft	See Page - Reference Number 050-0005/42
7		1	Carrier	[A]
8		1	Chock	[A]
9		1	Circlip	[A]
10	916100080181	1	Cover	
11		3	Hex Cap Screw	[A] M8 X 25
12		1	Kit, Circlip	[A]
13		1	Bearing Assy	[A]
14		3	Clevis Pin	[A]
15		6	Washer	[A]
16		3	Diff Pinion	[A] Number of teeth/spines 20
17		6	Needle Cage	[A]
20		1	Shaft	[A] Number of teeth/spines 27
21		1	Bearing Assy	[A]
22		1	Pinion	[A] Number of teeth/spines 22
23		1	Shaft	See Page - Reference Number 025-0030/1
24		1	Annular Gear	[A]
25		1	Ring	[A] Diameter 95 X 2,5
26		1	Shaft	[A]
27		1	Bearing Assy	[A] Diameter 68 X 25
28		1	Ring	[A] Diameter 82 X 2
30		1	Pinion	[A] Number of teeth/spines 30
31		1	Bearing Assy	[A]
32		1	Kit, Washer	[A]
33		1	Circlip	[A] Diameter 60 X 2
34		1	Circlip	[A] Diameter 110 X 4
36		1	Pinion	See Page - Reference Number 025-0025/1
38	916101080070	1	Shaft	
40		1	Pinion	See Page - Reference Number 070-0145/1

FOOTNOTE [A] NOT SUPPLIED SEPARATELY

1-WG69-002-A



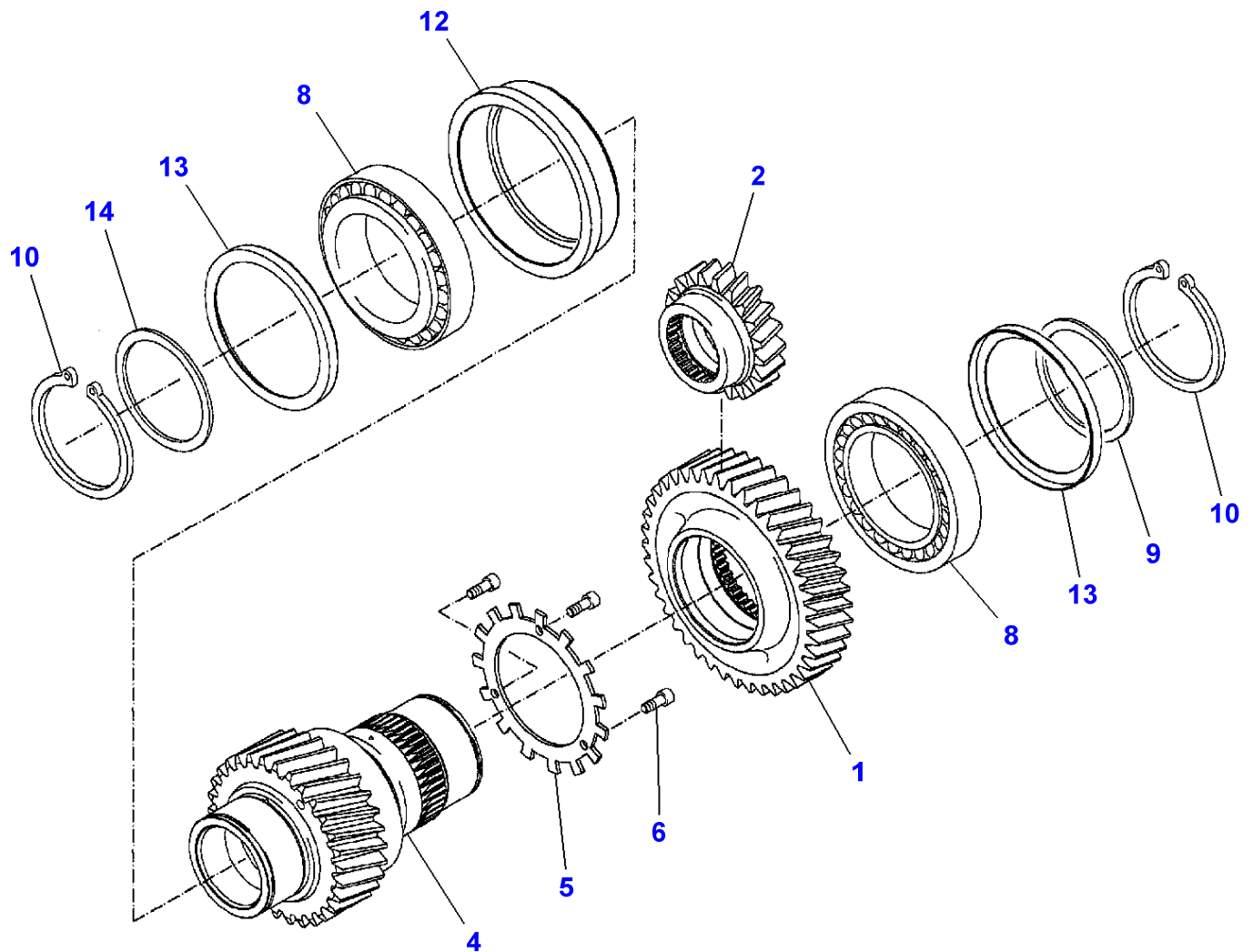
Pump Shaft

Item	Qty	Description	Comments
1	1	Pinion	[A] Number of teeth/spines 48
2	1	Pinion	[A]
3	1	Circlip	[A] Diameter 55 X 3
4	1	Ball Bearing	[A]
5	1	Chock	[A]
6	1	Circlip	[A] Diameter 125 X 4
9	1	Bearing Assy	[A]
10	1	Circlip	[A]

FOOTNOTE [A] NOT SUPPLIED SEPARATELY



1-WG70-002-A



**Massey Ferguson**  
**MF 8650 TRACTOR - 3906210**

**3906210**

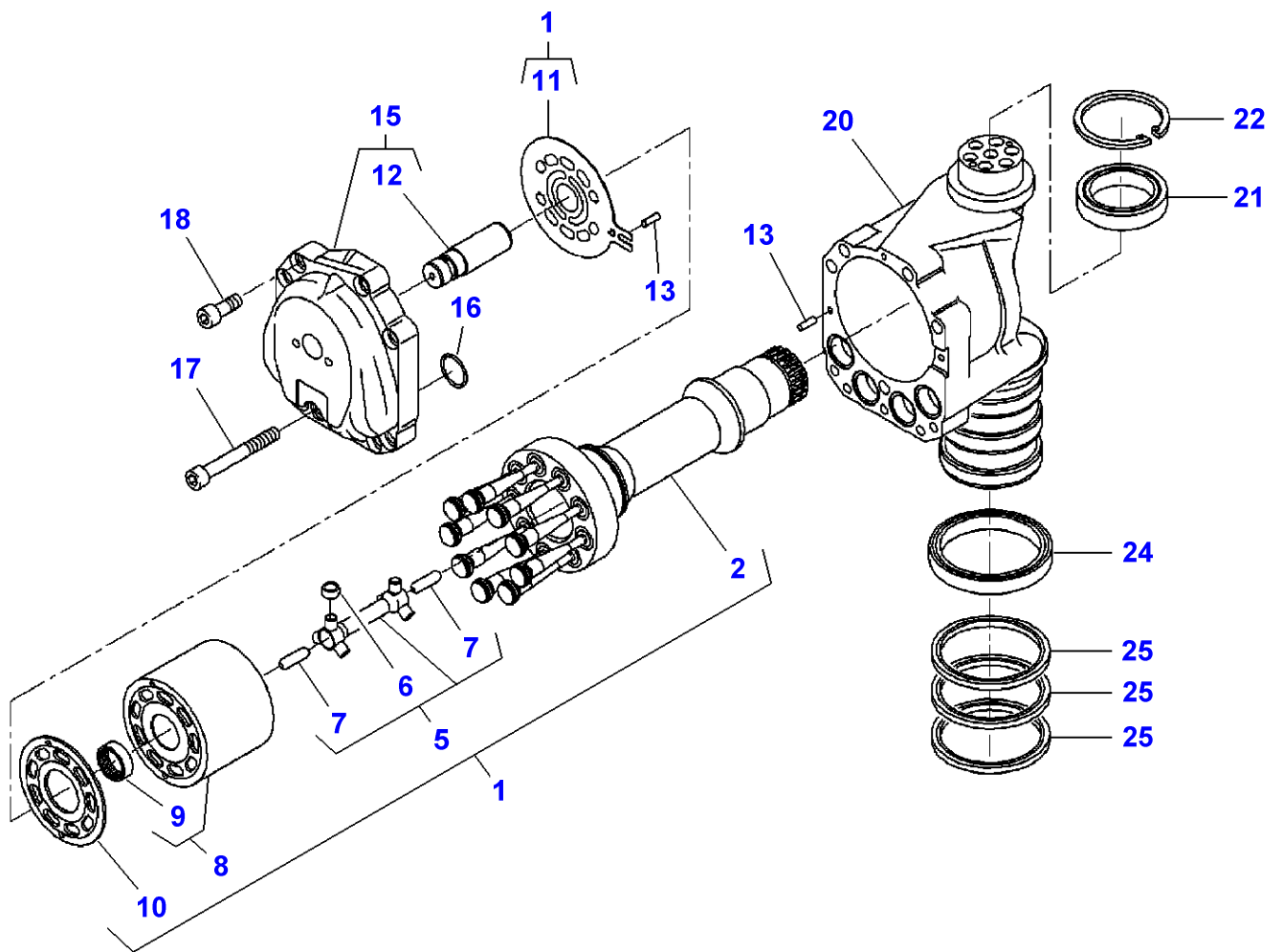
**Page025-0030**

**Accumulator Shaft**

<b>Item</b>	<b>Qty</b>	<b>Description</b>	<b>Comments</b>
1	1	Pinion	[A] Number of teeth/spines 45
2	1	Pinion	[A]
4	1	Shaft	[A] Number of teeth/spines 29
5	1	Pinion	[A]
6	3	Hex Cap Screw	[A] M6 X 12
8	2	Ball Bearing	[A]
9	1	Shim	[A]
10	2	Circlip	[A]
12	1	Ring	[A]
13	2	Shield	[A]
14	1	Kit, Washer	[A]

**FOOTNOTE [A] NOT SUPPLIED SEPARATELY**

1-WP32-003-A

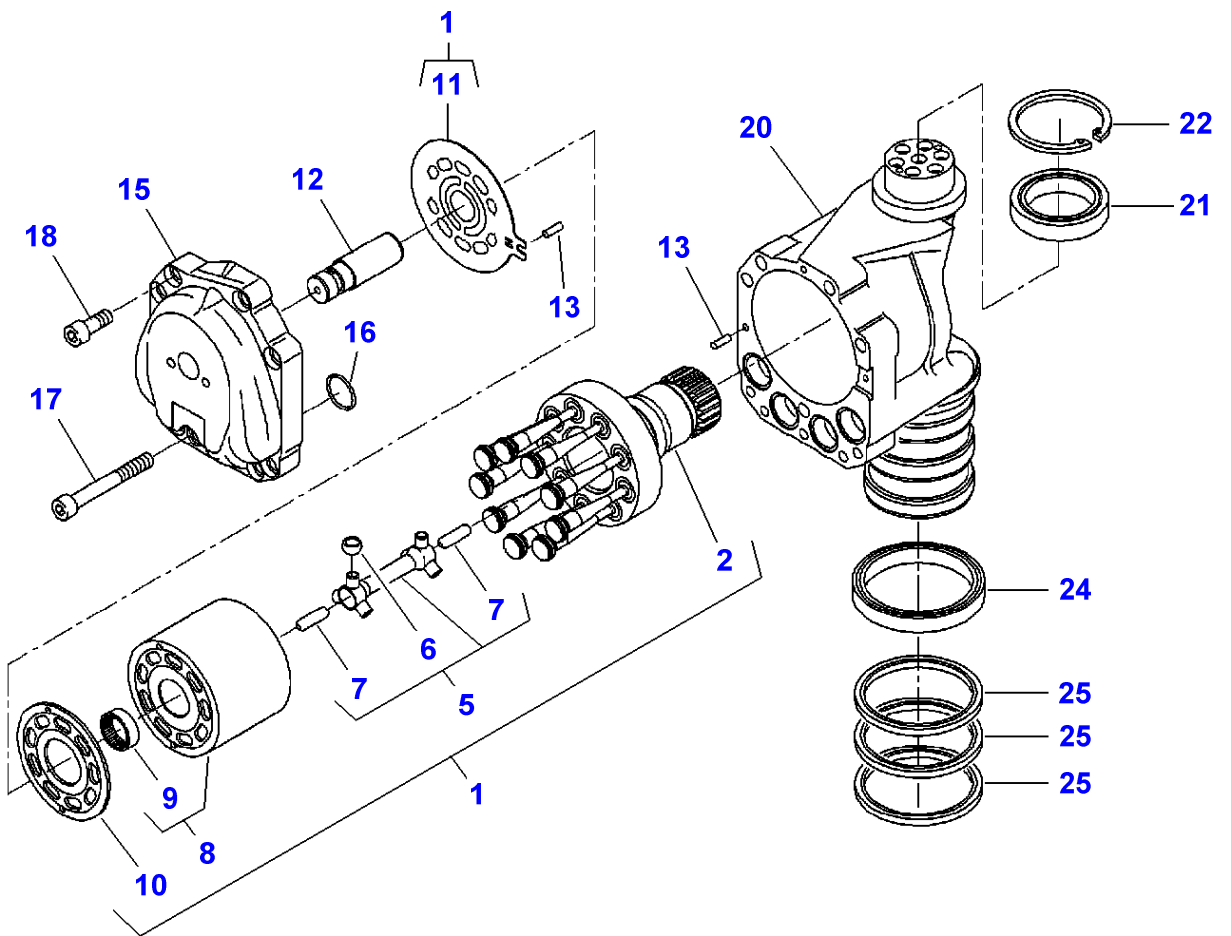


Hydraulic Pump

Item	Part Number	Qty	Description	Comments
1		1	Assembly Set	[A]
2		1	Shaft	[A] (1)
5		1	Clevis Pin	[A] (1)
6		1	Bush	[A] (5)
7		1	Clevis Pin	[A] (5)
8		1	Cylinder	[A] (1)
9		1	Bearing Assy	[A] (8)
10		1	Plate	[A] (1)
11		1	Plate	[A] (1)
12		1	Clevis Pin	(15) Not serviced,order REF. 15
13	X506.239.300.000	2	Dowel	Diameter 6 X 20
15		1	Cover	[A]
16	X548.885.102.000	4	O Ring	Diameter 29,1 X 2,55
17	X485.019.801.000	1	Hex Cap Screw	M12 X 80
18		9	Hex Cap Screw	[A] M12 X 50
20		1	Housing	[A]
21	X620.430.501.000	1	Bearing	60 X 85 X 16
22	X530.107.946.000	1	Circlip	
24	X622.348.000.000	1	Roller Bearing	95 X 115 X 15
25		3	Gasket	[A]

FOOTNOTE [A] NOT SUPPLIED SEPARATELY

1-WP26-002-A

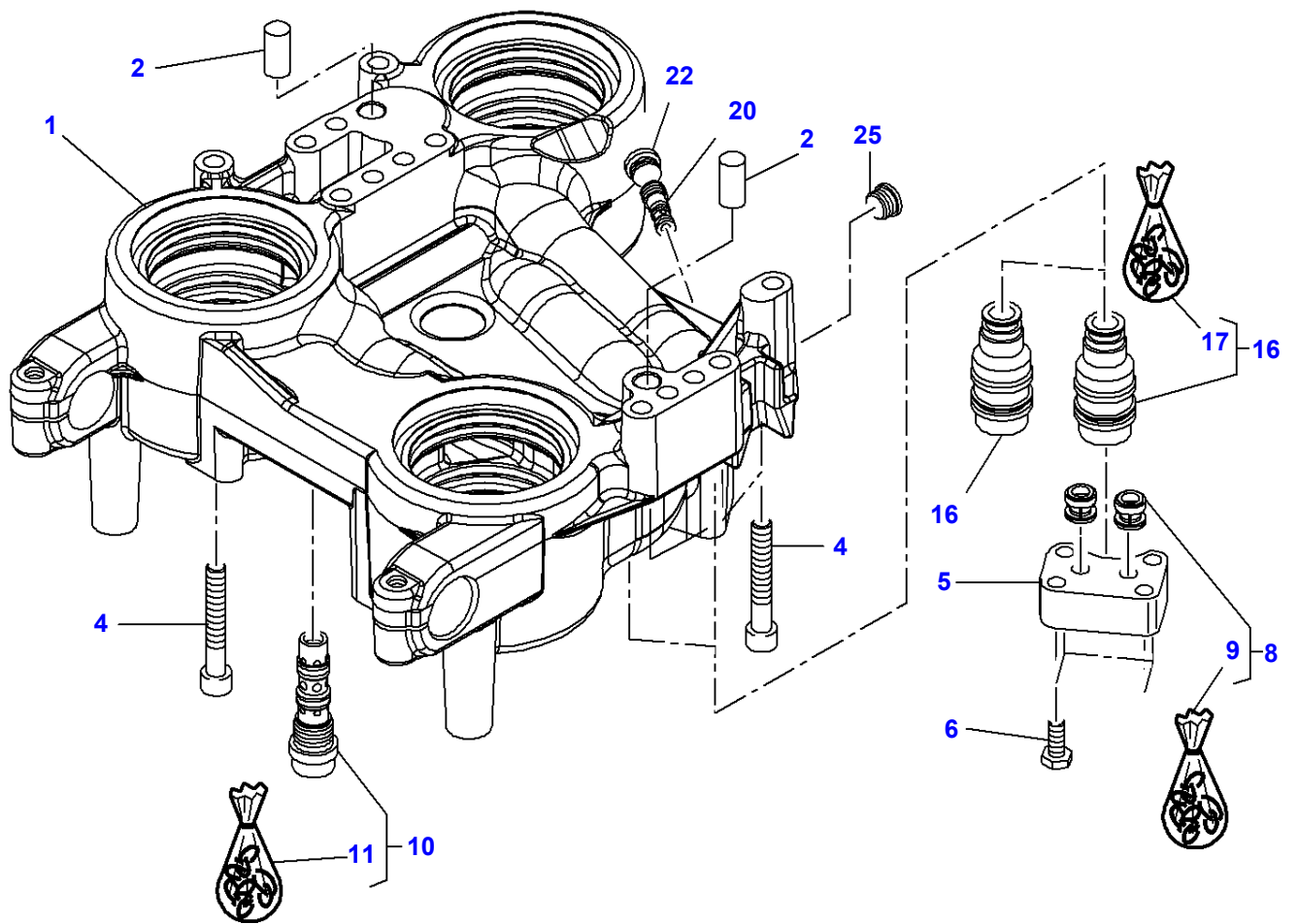


## Hydraulic Motor

Item	Part Number	Qty	Description	Comments
1		1	Assembly Set	[A]
2		1	Shaft	[A] (1)
5		1	Gasket	[A] (1)
6		1	Bush	[A] (5)
7		2	Clevis Pin	[A] (5)
8		1	Cylinder	[A] (1)
9		1	Bearing Assy	[A] (8)
10		1	Plate	[A] (1)
11		1	Plate	[A] (1)
12		1	Clevis Pin	[A]
13		2	Pin	[A]
15		1	Cover	[A]
16	X548.885.102.000	4	O Ring	29,1 X 2,55
17		1	Screw	[A] M12 X 80
18		9	Screw	[A] M12 X 50
20		1	Housing	[A]
21		1	Bearing	[A] 60 X 85 X 16
22		1	Circlip	[A]
24		1	Roller Bearing	[A] 95 X 115 X 15
25		3	Gasket	[A]

FOOTNOTE [A] NOT SUPPLIED SEPARATELY

1-WG72-002-B



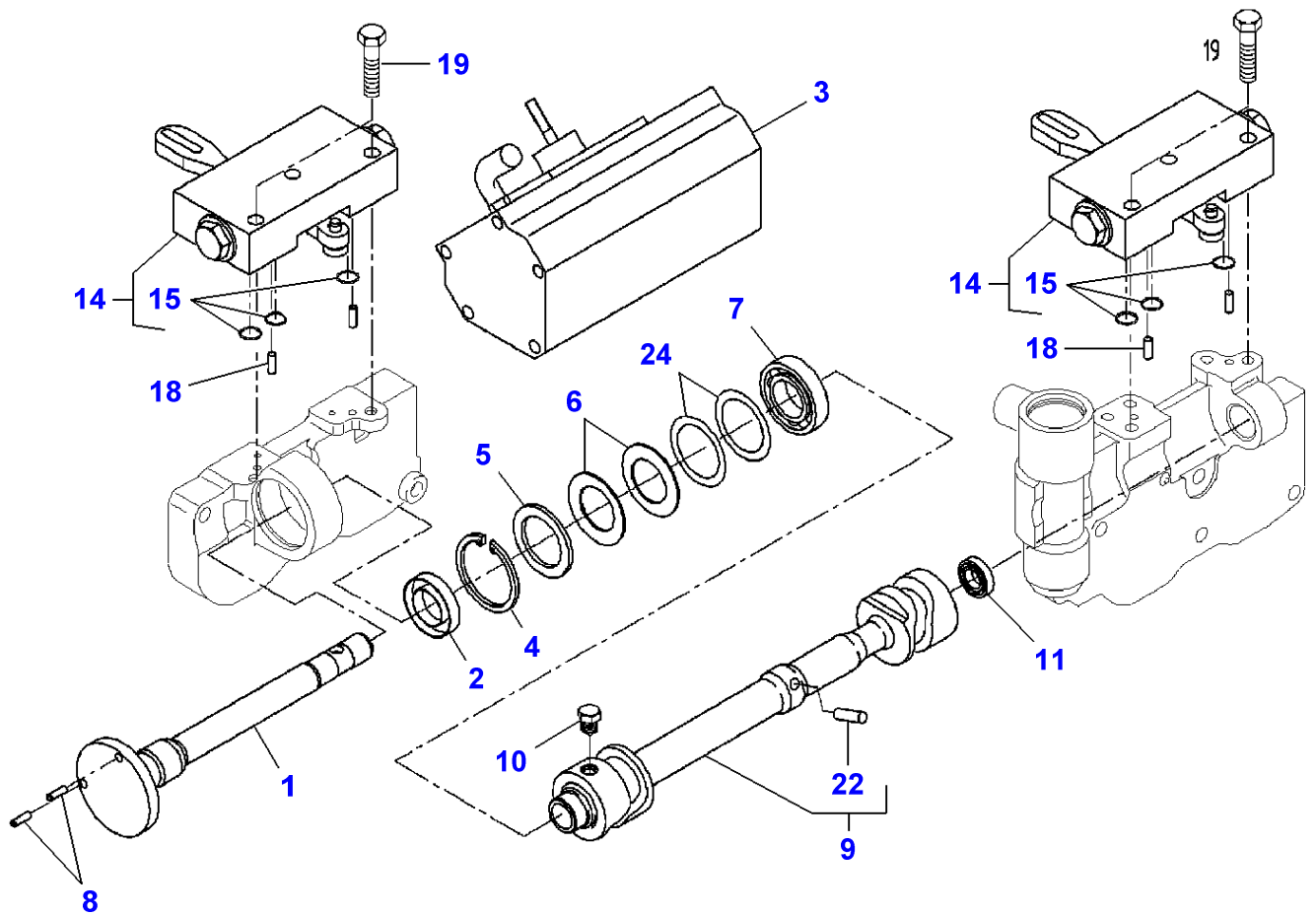
## Duct Plate

Item	Part Number	Qty	Description	Comments
1		1	Plate	[A] See Page - Reference Number 025-0010/1
2		2	Pin	[A]
4		13	Screw	[A] M12 X 80
5	916.100.430.020	1	Flange	
6		4	Screw	[A] M10 X 40
8	X600.585.202.000	2	Non Return Valve	
9	X600.585.202.010	1	Kit, Joint	(8)
10	G916.101.430.020	1	Flushing Valve	
11	F916.100.430.010	1	Kit, Joint	(10)
16	<b>G716.100.430.011</b>	2	Discharge Valve	Repairs and replaces G716100430010
17	F716.100.430.020	1	Kit, Joint	(16)
20	G916.101.430.030	1	Valve	
22	X483.900.400.000	1	Screw	M12 X 1,5
25		1	Screw	

FOOTNOTE [A] NOT SUPPLIED SEPARATELY



1-WG73-003-A

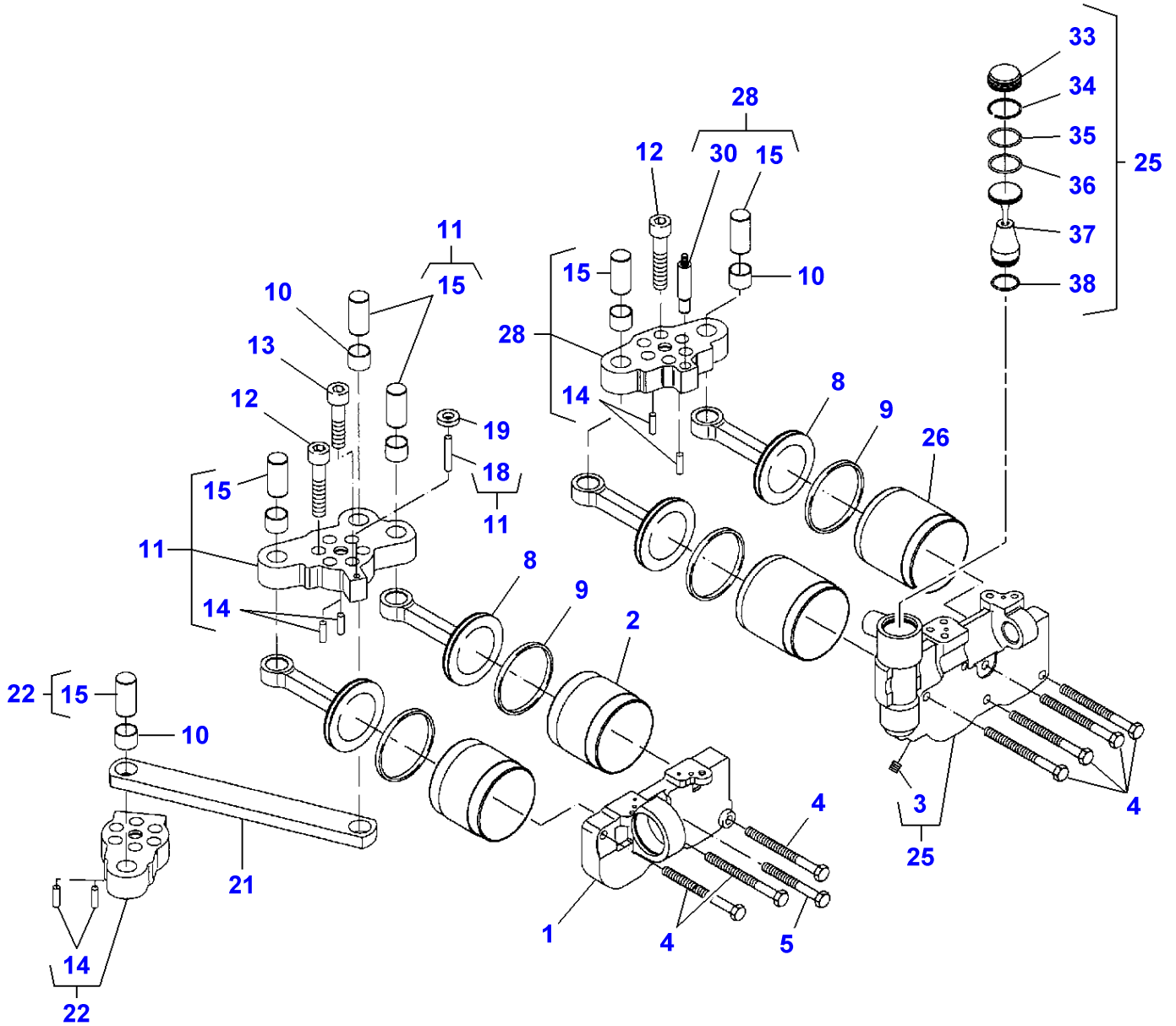


**Adjusting Device**

<b>Item</b>	<b>Part Number</b>	<b>Qty</b>	<b>Description</b>	<b>Comments</b>
1	916.101.530.011	1	Shaft	
2	X550.035.200.000	1	Oil Seal	22 X 35 X 8/7
3		1	Control	See Page - Reference Number 025-0075/1
4	X530.105.346.000	1	Circlip	Diameter 42 X 1,75
5	X534.538.146.000	2	Backup Ring	
6	X699.239.900.000	2	Cup Spring	
7	X607.305.302.000	1	Ball Bearing	
8	916.970.160.401	2	Peg	
9	H926.103.530.020	1	Shaft	
10	916.100.530.170	1	Screw	
11	X606.722.501.000	1	Ball Bearing	
14	G916.100.530.013	2	Regulator	
15	X548.823.200.000	3	O Ring	(14) Diameter 9,25 X 1,78
18		4	Pin	[A]
19		4	Hex Cap Screw	[A]
22	X506.239.300.000	1	Dowel	(9) M6 X 20
24	G001.990.200.140	1	Kit, Washer	

**FOOTNOTE [A] NOT SUPPLIED SEPARATELY**

1-WG73-004-A



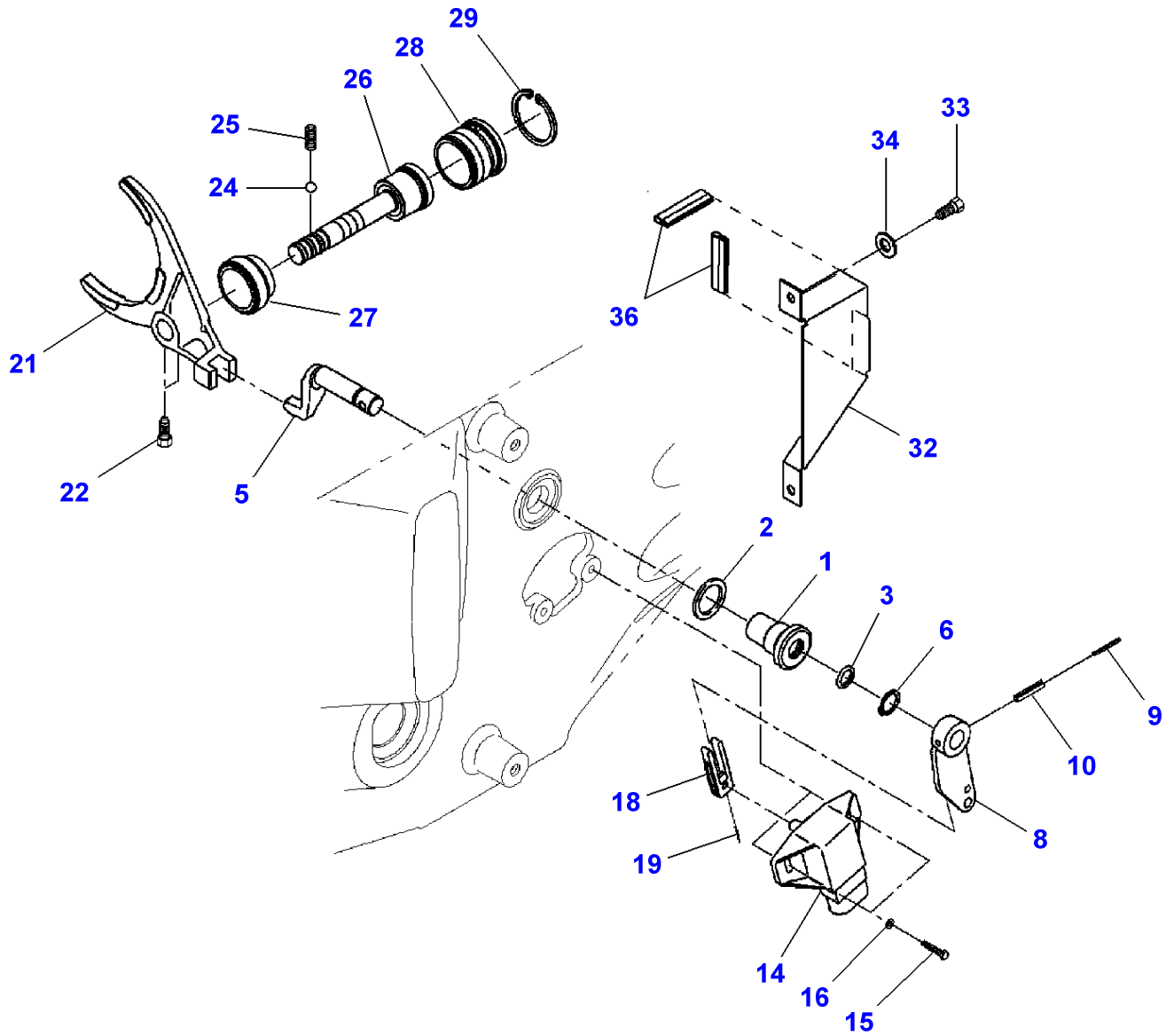
Adjusting Device

Item	Part Number	Qty	Description	Comments
1	718.100.531.020	1	Housing	
2	916.100.530.041	2	Pipe	
3		1	Hex Cap Screw	(25) M8 X 8 Not serviced,order REF. 25
4		7	Hex Cap Screw	[A] M8 X 90
5		1	Hex Cap Screw	[A] M8 X 70
8	916.101.530.050	4	Piston	
9	X547.502.700.000	4	Sump Gasket	Diameter 70 X 4,2
10	X605.026.800.000	6	Bearing Bush	
11	G916.100.530.030	1	Lever	
12		17	Screw	[A] M12 X 50
13		1	Screw	[A] M12 X 40
14	X506.239.300.000	6	Dowel	M6X20
15		6	Clevis Pin	[A]
18	X506.240.500.000	1	Dowel	M6X36
19		3	Washer	[A]
21	916.100.530.071	1	Strap	
22	G916.100.530.040	1	Lever	
25	H718.100.531.010	1	Housing	
26	916.100.530.060	2	Pipe	
28		1	Lever	[A,C]
30		1	Clevis Pin	[A]
33		1	Cover	(25) Not serviced,order REF. 25
34		1	Ring	(25) Not serviced,order REF. 25
35		1	Gasket	(25) Not serviced,order REF. 25
36		1	Gasket	(25) Not serviced,order REF. 25
37		1	Clevis Pin	(25) Not serviced,order REF. 25
38		1	Gasket	(25) Not serviced,order REF. 25

FOOTNOTE [A] NOT SUPPLIED SEPARATELY

FOOTNOTE [C] INCLUDES REF. 14,15,30

1-WG75-002-A



Massey Ferguson  
MF 8650 TRACTOR - 3906210

3906210

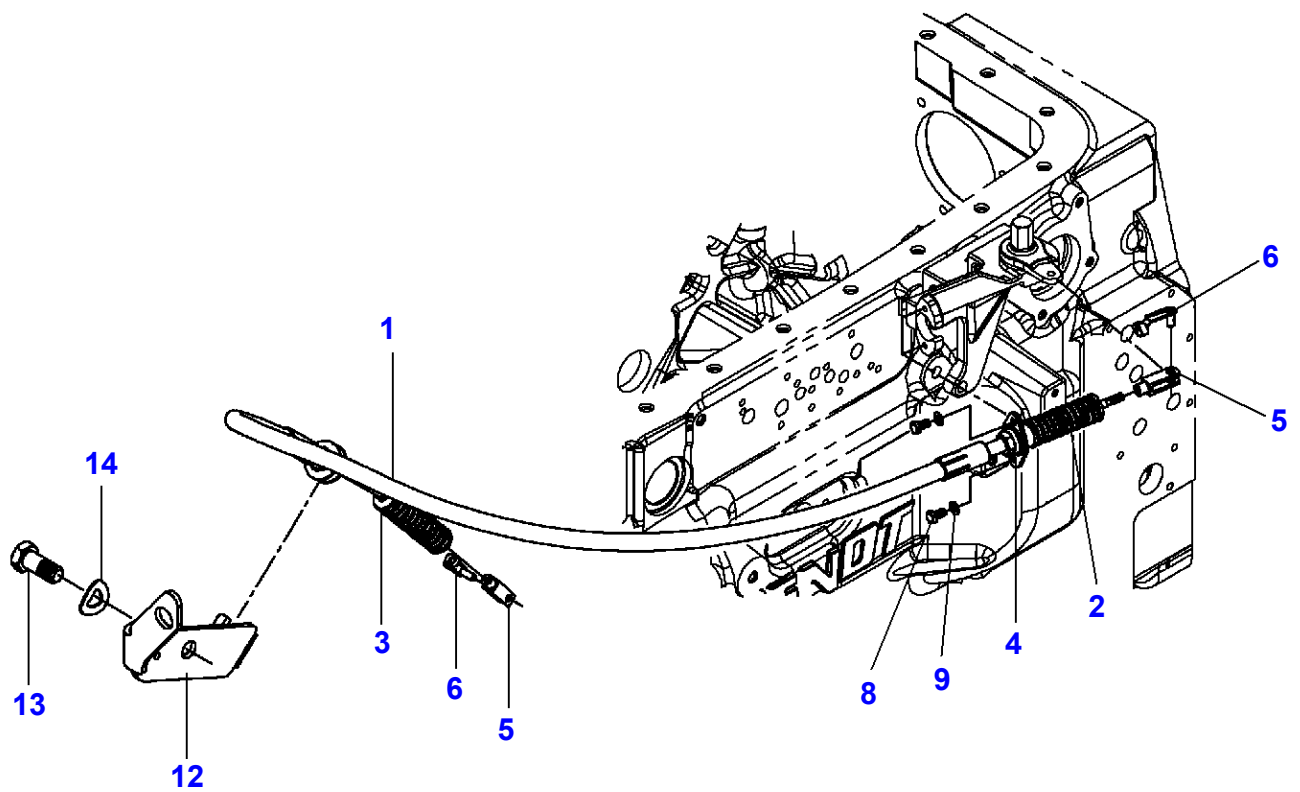
Page025-0060

Group Gear Shifting

Item	Part Number	Qty	Description	Comments
1		1	Guide Bush	[A]
2	X540.008.278.000	1	Ring	
3	X548.848.066.000	1	O Ring	
5	205.116.300.081	1	Finger	
6	X530.014.446.000	1	Circlip	
8	H916.101.170.010	1	Lever	
9	X500.613.146.000	1	Roll Pin	
10	X500.624.946.000	1	Roll Pin	
14	<b>G916.971.020.033</b>	1	Sensor	
15	X487.513.841.000	2	Screw	M4 X 16
16	X450.003.308.000	2	Disc	
18	916.101.170.020	1	Driving	
19	X500.604.900.000	1	Roll Pin	
21	926.103.080.020	1	Shift Fork	
22	X477.027.705.000	2	Screw	M8 X 20
24	X624.206.000.000	1	Ball	
25	012.100.090.080	1	Spring	
26	926.103.080.010	1	Cylinder Rod	
27	716.101.081.020	1	Piston	
28	716.101.081.030	1	Cover	
29	X530.105.946.000	1	Circlip	
32	916.101.170.010	1	Protection.	
33	X490.522.300.000	2	Screw	
34	X450.005.108.000	2	Washer	
36	X304.285.000.720	1	Protective Strip	Length 150 MM

FOOTNOTE [A] NOT SUPPLIED SEPARATELY

1-WG77-003-A

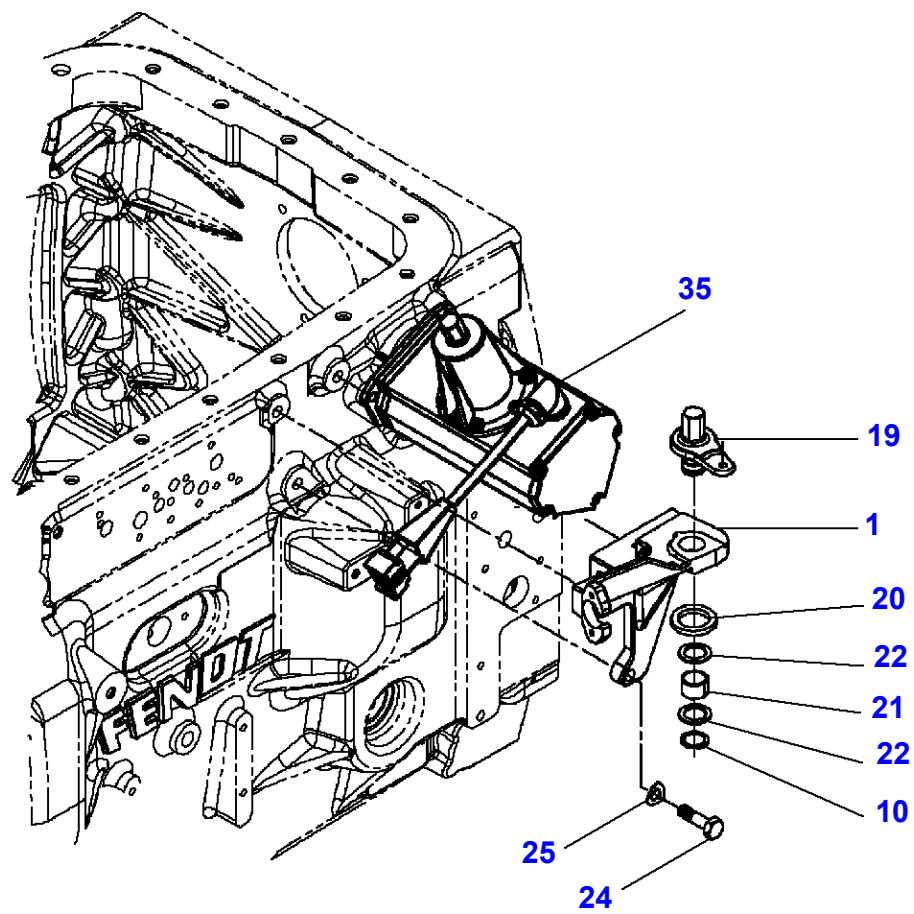


**Massey Ferguson****MF 8650 TRACTOR - 3906210****3906210****Transmission Control - Emergency Control - Drive Line****Page025-0065**

<b>Item</b>	<b>Part Number</b>	<b>Qty</b>	<b>Description</b>	<b>Comments</b>
1	G716.100.090.971	1	Control Cable	
2	F716.100.090.010	1	Bellows	(1)
3	F716.100.090.020	1	Bellows	
4	F716.100.090.030	1	Ball Joint	
5	X410.115.601.000	2	Fork Head	
6	X407.201.401.000	2	Pin	
8	X487.520.041.000	2	Screw	
9	X521.403.047.000	2	Spring Plate	
12	H903.102.090.010	1	Holder	
13	X487.545.141.000	1	Screw	
14	X521.406.647.000	1	Spring Plate	



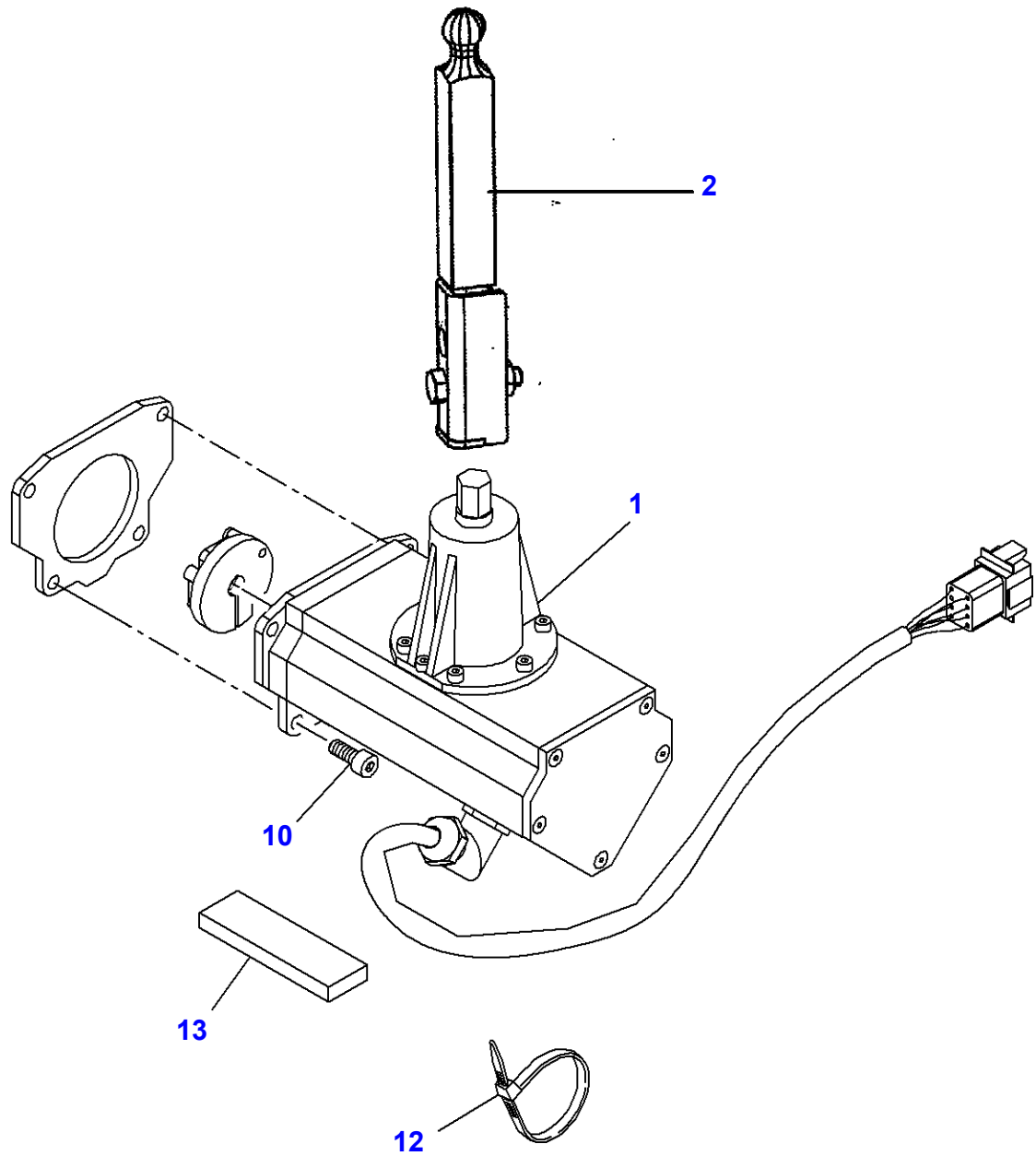
1-WG76-005-A



**Massey Ferguson****MF 8650 TRACTOR - 3906210****3906210****Transmission Control - Emergency Control - Range****Page025-0070**

<b>Item</b>	<b>Part Number</b>	<b>Qty</b>	<b>Description</b>	<b>Comments</b>
1	G931.100.090.220	1	Shift	
10	X530.002.746.000	1	Circlip	20X1.2
19	716.100.090.270	1	Lever	
20	246.860.030.130	1	Gasket	
21	X605.009.000.000	1	Bearing Bush	
22	X534.537.246.000	2	Backup Ring	
24	X487.531.841.000	3	Screw	
25	X521.404.447.000	3	Spring Plate	
35		1	Control	See Page - Reference Number 025-0075/1

1-WG88-008-A

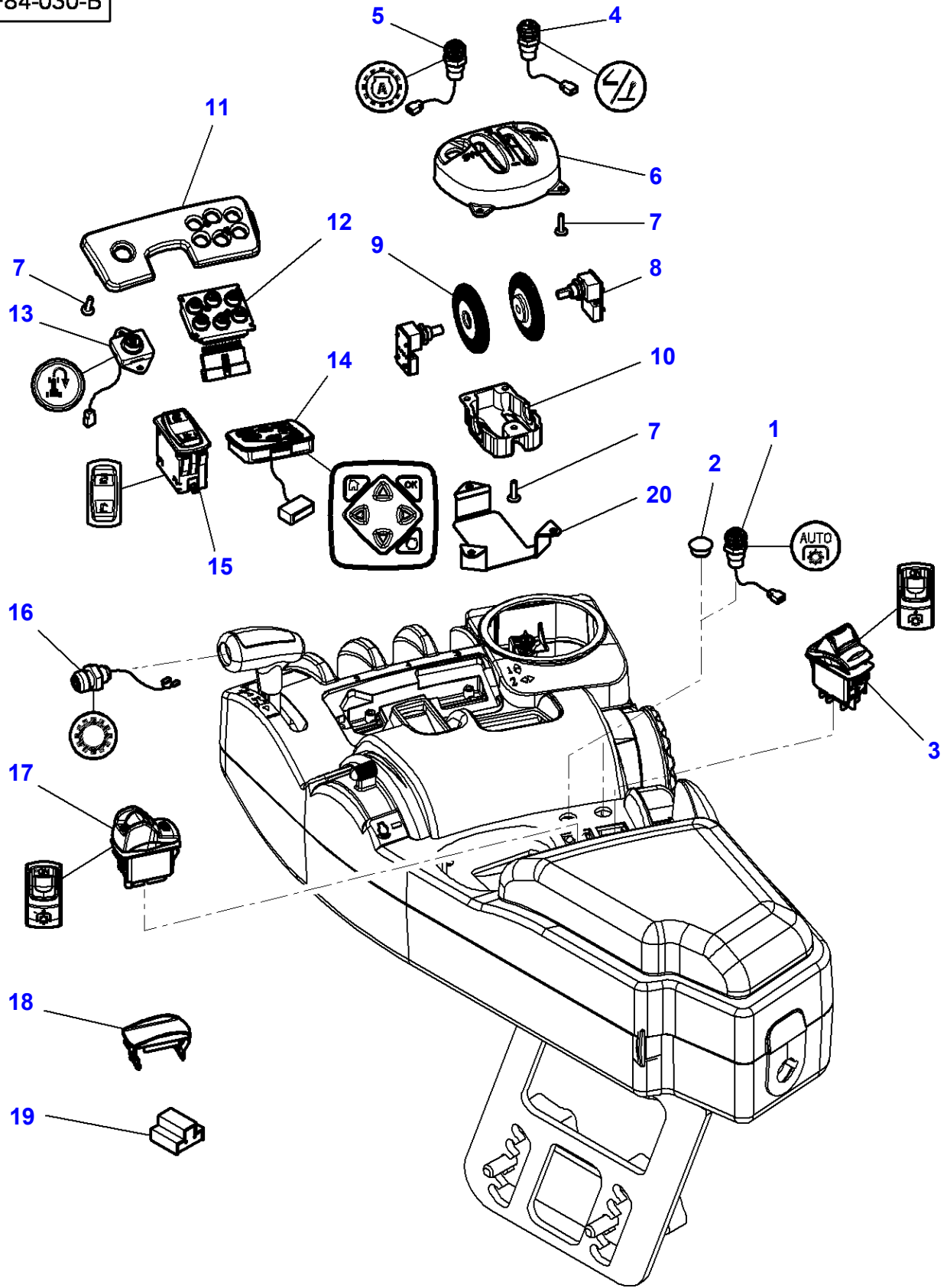


**Massey Ferguson****MF 8650 TRACTOR - 3906210****3906210****Transmission Control****Page025-0075**

<b>Item</b>	<b>Part Number</b>	<b>Qty</b>	<b>Description</b>	<b>Comments</b>
1	G701.970.160.061	1	Control	Replace and repair. Old not interchangeable with new G701970160060
2	4293124M91	1	Lever	
10	X485.007.301.000	4	Hex Cap Screw	M8X20
12	X668.980.522.000	2	Cable Tie	
13	X903.005.286.995	1	Sealing Strip	

MF 8650 TRACTOR - 3906210  
1-WF84-030-B

1-WF84-030-B



## Control Armrest

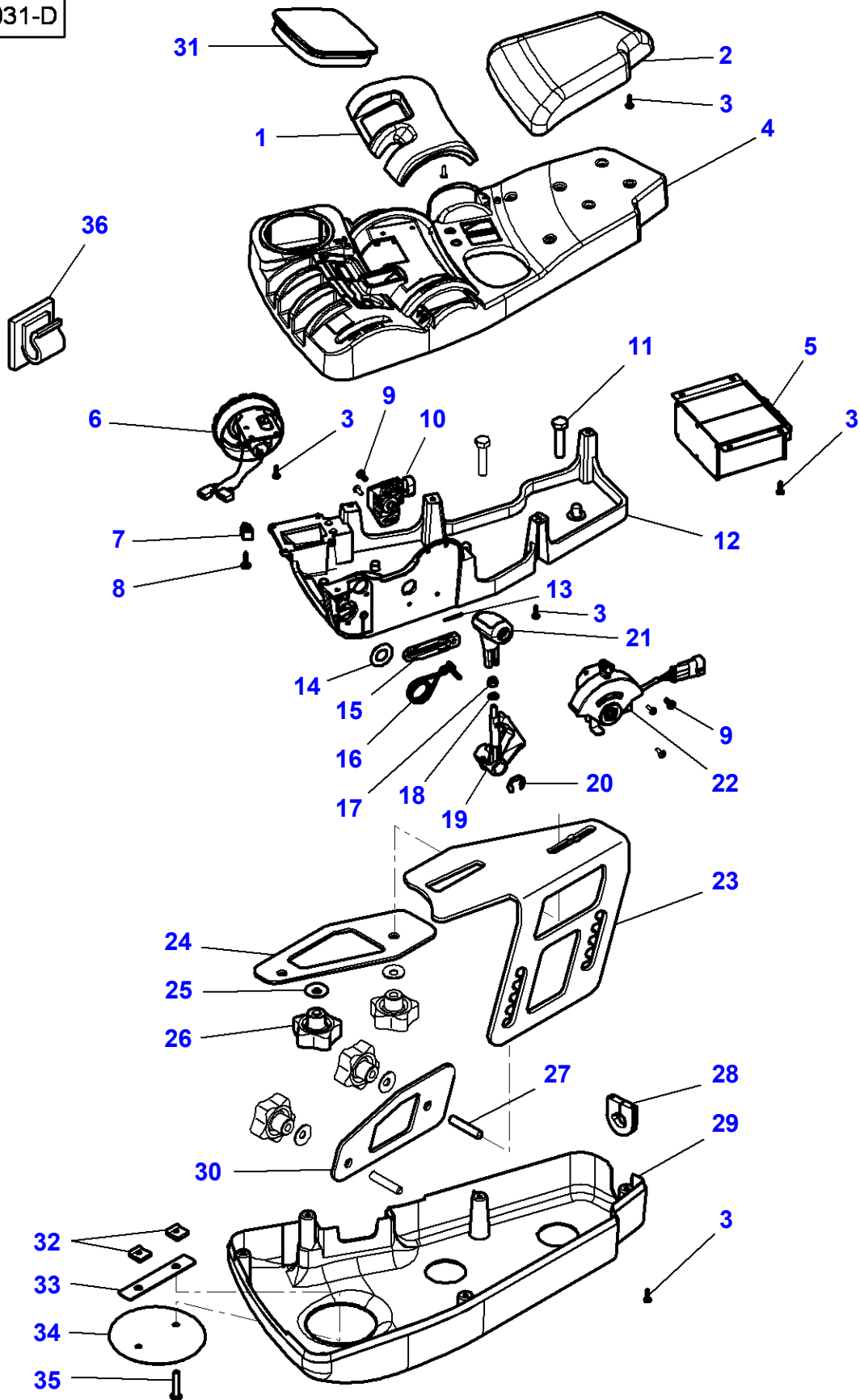
Item	Part Number	Qty	Description	Comments
1	4296050M1	1	Switch,Indirect	
2	3784237M1	1	Plug	
3	4289083M1	1	Switch,Indirect	
4	4291423M2	1	Switch,Indirect	
5	4291422M2	1	Switch,Indirect	
6	4290869M91	1	Envelope	
7	4271132M1	7	Screw	Diameter 3,5 x 14
8	4286320M1	2	Transmitter	
9	4288520M1	2	Roller	
10	4295085M1	1	Support	
11	4290872M91	1	Envelope	
12	4295981M1	1	Keyboard	
13	4289217M1	1	Switch,Indirect	
14	4296265M2	1	Keyboard	
15	4296391M2	1	Switch,Indirect	Up to Serial or Engine Number U030000
	4299532M1	1	Switch,Indirect	From Serial or Engine Number U030001
16	4291986M3	1	Switch,Indirect	
17	4291803M1	1	Switch,Indirect	[B]
18	4291804M1	1	Shutter	[A]
19	3013039X91	1	Connectors	
20	4347997M1	1	Cowl	From Serial or Engine Number SEP-2009

FOOTNOTE [A] WITHOUT FRONT PTO

FOOTNOTE [B] USE WITH LIVE FRONT PTO

MF 8650 TRACTOR - 3906210  
1-WF84-031-D

1-WF84-031-D



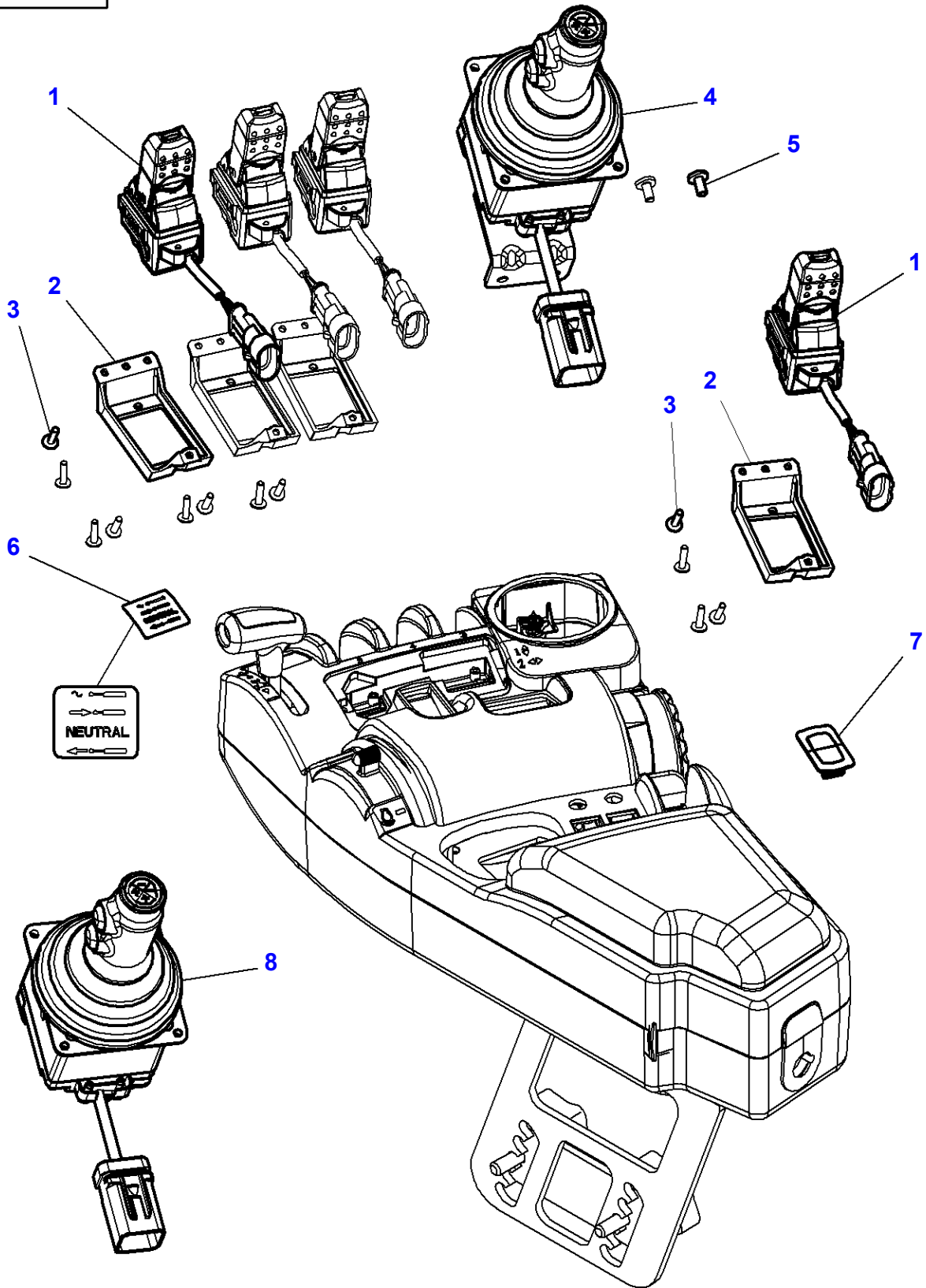
## Control Armrest

Item	Part Number	Qty	Description	Comments
1	4288515M1	1	Support	
2	4288506M1	1	Armrest	
3	4271132M1	14	Screw	3,5 X 14
4	4290871M91	1	Envelope	
5	4301386M93	1	Onboard Computer	
6	4288719M92	1	Control Knob	
7	4289782M1	1	Nut	
8	4289783M1	1	Screw	
9	3010559X1	5	Screw	M4 X 12
10	<b>4274087M1</b>	1	Potentiometer	
11	3009496X1	2	Hex Cap Screw	M10 X45
12	4298259M91	1	Envelope	
13	1442958X1	1	Split Pin	Diameter 6 X 20
14	4291216M1	1	Washer	Up to Serial or Engine Number SEP-2009
	339794X1	1	Washer Metric	Diameter 15-26 X 1 From Serial or Engine Number SEP-2009
15	4288516M1	1	Fork	
16	4287694M3	1	Tension Spring	
17	1441500X1	1	Top Locknut	
18	390971X1	1	Flat Washer	
19	4288517M2	1	Support	
20	390702X1	1	Snapping	
21	4277867M3	1	Knob	
22	4289075M92	1	Throttle	
23	4297390M2	1	Support	
24	4298159M1	2	Plate	
25	3778519M1	4	Washer	
26	3786216M1	4	Button	
27	3008483X1	2	Stud	M10 X 35
28	4271408M2	1	Grommet	
29	4298258M91	1	Envelope	
30	4298158M1	1	Plate	
31	521650D1	1	Plug	[A]
32	3715143M1	2	Spring Nut	[A] M5
33	4299402M1	1	Locking Plate	[A]
34	4299398M1	1	Plug	[A]
35	3011434X1	2	Screw	[A] M5 X 30
36	3760697M1	1	Clip	From Serial or Engine Number U163013

FOOTNOTE [A] COMPUTER NOT INCLUDED



1-WP17-007-B



**Massey Ferguson****MF 8650 TRACTOR - 3906210****3906210****Module Fingertip For Distributor With electrodynamique - Control****Page025-0090**

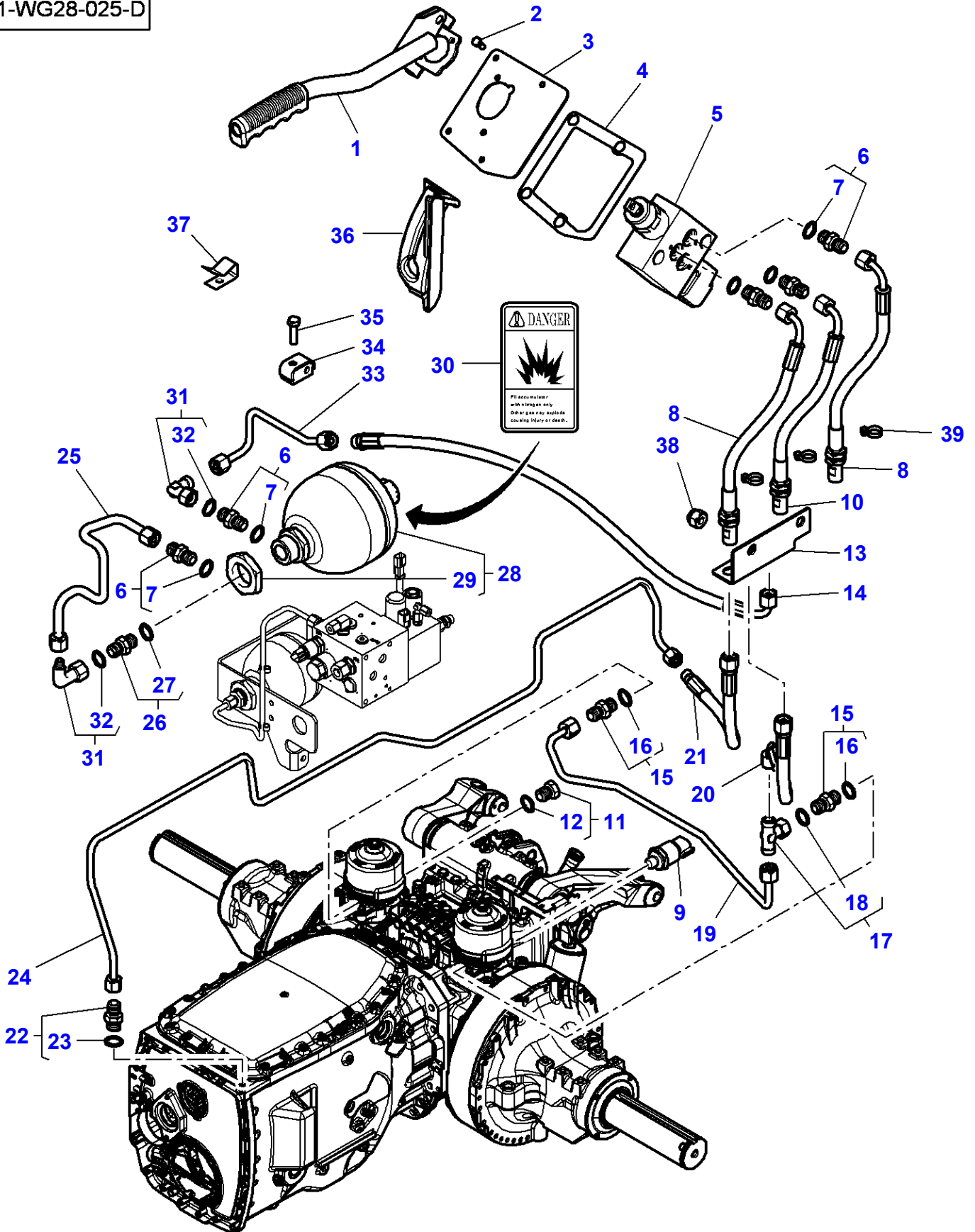
<b>Item</b>	<b>Part Number</b>	<b>Qty</b>	<b>Description</b>	<b>Comments</b>
1	4289763M2	X	Joystick	
2	4288510M1	X	Support	
3	4271132M1	X	Screw	Diameter 3,5 x 14
4	4287733M91	1	Joystick	[A] Up to Serial or Engine Number U173015
5	3010578X1	2	Screw	M5 x 10
6	4291483M2	1	Decal	
7	4288518M1	X	Muff	
8	4287733M92	1	Joystick	From Serial or Engine Number U173016

**FOOTNOTE [A]** DETAIL TO BE ADVISED

Page Title	Page Number
Handbrake - With Trailer Braking	030-0005
Handbrake - With Trailer Braking	030-0010
Handbrake - Without Trailer Braking	030-0015
Handbrake - Without Trailer Braking	030-0020
Wheel shaft housing - FROM No 903/5308 - UP TO No 903/7000	030-0025
Wheel shaft housing - From Serial or Engine Number - 903/7001	030-0030
Oil Level Indicator - FROM No 903/5308 - UP TO No 903/7000	030-0035
Oil Level Indicator - From Serial or Engine Number - 903/7001	030-0040
Differential - FROM No 903/5308 - UP TO No 903/7000	030-0045
Differential - From Serial or Engine Number - 903/7001	030-0050
Bevel Drive	030-0055
Bevel Drive	030-0060
Rear Axle Housings - Inner Final Drive Gear - FROM No 903/5308 - UP TO No 903/7000	030-0065
Rear Axle Housings - Inner Final Drive Gear - From Serial or Engine Number - 903/7001	030-0070
Disc Brakes	030-0075
Lift Arms	030-0080
Angle Sensor	030-0085

MF 8650 TRACTOR - 3906210  
1-WG28-025-D

1-WG28-025-D



## Handbrake - With Trailer Braking

Item	Part Number	Qty	Description	Comments
1	4291830M1	1	Shifter	
2	339560X1	4	Hex Cap Screw	M6 X 16
3	4295201M1	1	Support	
4	4295395M1	1	Gasket	
5	4297134M1	1	Valve	
6	3011038X91	5	Union	
7	338760X1	1	O Ring	(6)
8	4295317M2	2	Hydr. Hose	
9	<b>4289997M1</b>	1	Transducer	
10	4295319M2	1	Hydr. Hose	
11	3011772X91	1	Plug	
12	338762X1	1	Seal	(11)
13	4295337M3	1	Support	
14	4291667M4	1	Hydr. Hose	Length 570MM
15	3012267X91	2	Union	
16	F916.961.020.190	1	O Ring	(15)
17	3011553X91	1	T-Piece	
18	3011144X1	1	O Ring	(17)
19	4291666M3	1	Tube	
20	4291664M4	1	Hydr. Hose	Length 360MM
21	4291669M4	1	Hydr. Hose	
22	3011299X91	1	Union	
23	F916.961.020.190	1	O Ring	(22)
24	4291663M3	1	Tube	
25	4297629M2	1	Tube	
26	3011550X91	1	Union	
27	3011154X1	1	Gasket	(26)
28	4275558M1	1	Accumulator	[A]
29	3907430M1	1	Nut	(28)
30	3777021M3	1	Decal	
31	3011543X91	2	Union	
32	3011144X1	1	O Ring	(31)
33	4291670M2	1	Tube	Up to Serial or Engine Number U030000
	4298188M1	1	Tube	From Serial or Engine Number U030001
34	4294807M1	1	Bridle	Up to Serial or Engine Number U030000
35	339337X1	1	Hex Cap Screw	M8 X 30 Up to Serial or Engine Number U030000
36	4298709M1	1	Bellows	
37	4347352M1	3	Clip	
38	1440330X1	2	Locknut	M12 From Serial or Engine Number U021088
39	4279271M1	2	Cable Tie	[B] From Serial or Engine Number U021088
	4279275M1	2	Cable Tie	[C] From Serial or Engine Number U021088
	4279276M1	2	Cable Tie	[D] From Serial or Engine Number U021088

FOOTNOTE [A] THE APPROPRIATE SAFETY DECALS MUST BE ORDERED AND FITTED TO THIS PART

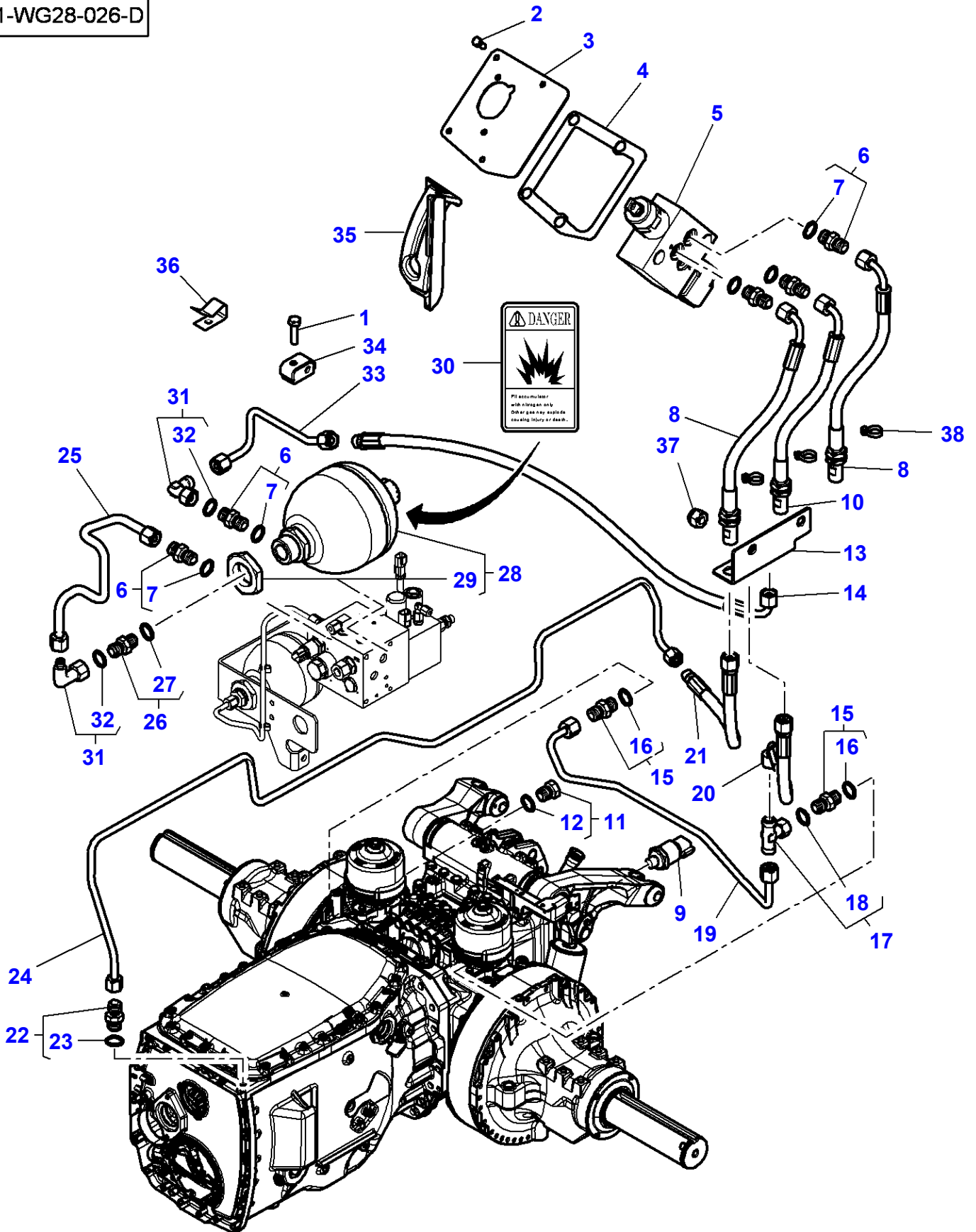
FOOTNOTE [B] YELLOW

FOOTNOTE [C] BLUE

FOOTNOTE [D] GREEN

MF 8650 TRACTOR - 3906210  
1-WG28-026-D

1-WG28-026-D



## Handbrake - With Trailer Braking

Item	Part Number	Qty	Description	Comments
1	339337X1	1	Hex Cap Screw	M8 X 30 Up to Serial or Engine Number U030000
2	339560X1	4	Hex Cap Screw	M6 X 16
3	4295201M1	1	Support	
4	4295395M1	1	Gasket	
5	4297134M1	1	Valve	
6	3011038X91	5	Union	
7	338760X1	1	O Ring	(6)
8	4295317M2	2	Hydr. Hose	
9	<b>4289997M1</b>	1	Transducer	
10	4295319M2	1	Hydr. Hose	
11	3011772X91	1	Plug	
12	338762X1	1	Seal	(11)
13	4295337M3	1	Support	
14	4291667M4	1	Hydr. Hose	Length 570MM
15	3012267X91	2	Union	
16	F916.961.020.190	1	O Ring	(15)
17	3011553X91	1	T-Piece	
18	3011144X1	1	O Ring	(17)
19	4291666M3	1	Tube	
20	4291664M4	1	Hydr. Hose	Length 360MM
21	4291669M4	1	Hydr. Hose	
22	3011299X91	1	Union	
23	F916.961.020.190	1	O Ring	(22)
24	4291663M3	1	Tube	
25	4297629M2	1	Tube	
26	3011550X91	1	Union	
27	3011154X1	1	Gasket	(26)
28	4275558M1	1	Accumulator	[A]
29	3907430M1	1	Nut	(28)
30	3777021M3	1	Decal	
31	3011543X91	2	Union	
32	3011144X1	1	O Ring	(31)
33	4291670M2	1	Tube	Up to Serial or Engine Number U030000
	4298188M1	1	Tube	From Serial or Engine Number U030001
34	4294807M1	1	Bridle	Up to Serial or Engine Number U030000
35	4299239M1	1	Bellows	
36	4347352M1	3	Clip	
37	1440330X1	2	Locknut	M12 From Serial or Engine Number U021088
38	4279271M1	2	Cable Tie	[B] From Serial or Engine Number U021088
	4279275M1	2	Cable Tie	[C] From Serial or Engine Number U021088
	4279276M1	2	Cable Tie	[D] From Serial or Engine Number U021088

FOOTNOTE [A] THE APPROPRIATE SAFETY DECALS MUST BE ORDERED AND FITTED TO THIS PART

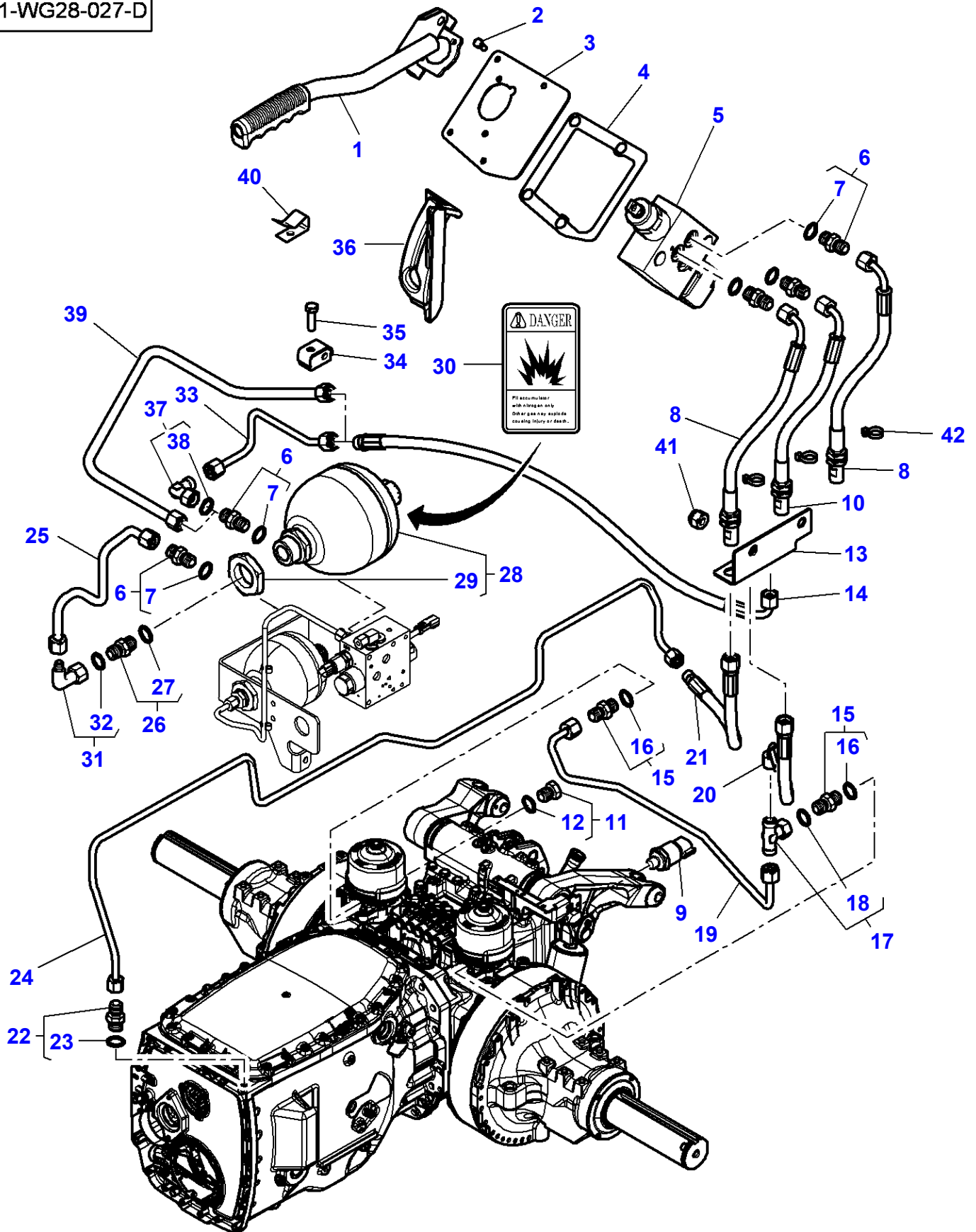
FOOTNOTE [B] YELLOW

FOOTNOTE [C] BLUE

FOOTNOTE [D] GREEN

MF 8650 TRACTOR - 3906210  
1-WG28-027-D

1-WG28-027-D





## Handbrake - Without Trailer Braking

Item	Part Number	Qty	Description	Comments
1	4291830M1	1	Shifter	
2	339560X1	4	Hex Cap Screw	M6 X 16
3	4295201M1	1	Support	
4	4295395M1	1	Gasket	
5	4297134M1	1	Valve	
6	3011038X91	5	Union	
7	338760X1	1	O Ring	(6)
8	4295317M2	2	Hydr. Hose	
9	<b>4289997M1</b>	1	Transducer	
10	4295319M2	1	Hydr. Hose	
11	3011772X91	1	Plug	
12	338762X1	1	Seal	(11)
13	4295337M3	1	Support	
14	4291667M4	1	Hydr. Hose	Length 570MM
15	3012267X91	2	Union	
16	F916.961.020.190	1	O Ring	(15)
17	3011553X91	1	T-Piece	
18	3011144X1	1	O Ring	(17)
19	4291666M3	1	Tube	
20	4291664M4	1	Hydr. Hose	Length 360MM
21	4291669M4	1	Hydr. Hose	
22	3011299X91	1	Union	
23	F916.961.020.190	1	O Ring	(22)
24	4291663M3	1	Tube	
25	4297781M2	1	Tube	
26	3011550X91	1	Union	
27	3011154X1	1	Gasket	(26)
28	4275558M1	1	Accumulator	[A]
29	3907430M1	1	Nut	(28)
30	3777021M3	1	Decal	
31	3011543X91	1	Union	
32	3011144X1	1	O Ring	(31)
33	4295041M1	1	Tube	Up to Serial or Engine Number U030000
34	4294807M1	1	Bridle	Up to Serial or Engine Number U030000
35	339337X1	1	Hex Cap Screw	M8 X 30 Up to Serial or Engine Number U030000
36	4298709M1	1	Bellows	
37	3011543X91	1	Union	Up to Serial or Engine Number U030000
38	3011144X1	1	O Ring	(37) Up to Serial or Engine Number U030000
39	4298189M1	1	Tube	From Serial or Engine Number U030001
40	4347352M1	3	Clip	
41	1440330X1	2	Locknut	M12 From Serial or Engine Number U021088
42	4279271M1	2	Cable Tie	[B] From Serial or Engine Number U021088
	4279275M1	2	Cable Tie	[C] From Serial or Engine Number U021088
	4279276M1	2	Cable Tie	[D] From Serial or Engine Number U021088

**FOOTNOTE [A]** THE APPROPRIATE SAFETY DECALS MUST BE ORDERED AND FITTED TO THIS PART

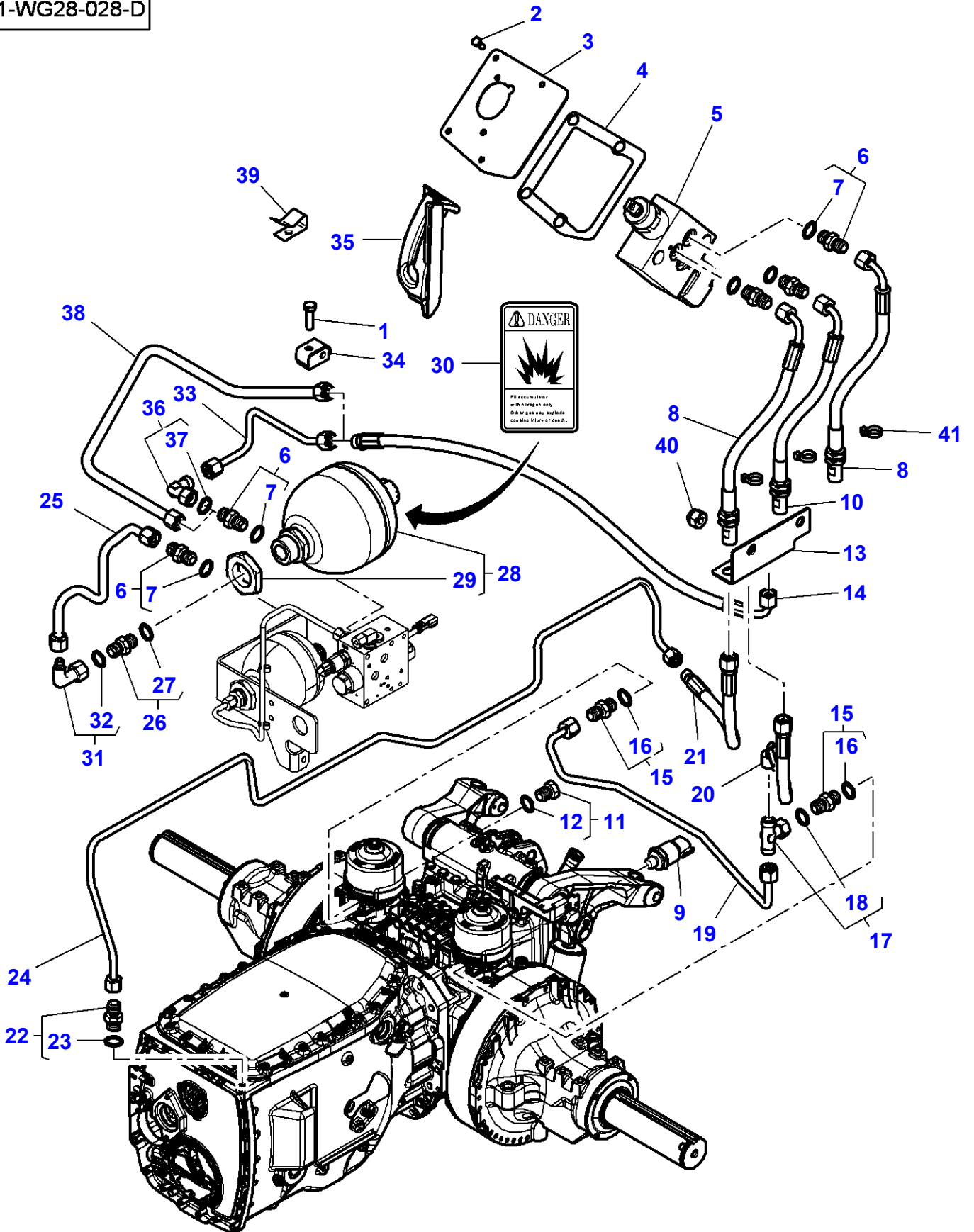
**FOOTNOTE [B]** YELLOW

**FOOTNOTE [C]** BLUE

**FOOTNOTE [D]** GREEN

MF 8650 TRACTOR - 3906210  
1-WG28-028-D

1-WG28-028-D



## Handbrake - Without Trailer Braking

Item	Part Number	Qty	Description	Comments
1	339337X1	1	Hex Cap Screw	M8 X 30 Up to Serial or Engine Number U030000
2	339560X1	4	Hex Cap Screw	M6 X 16
3	4295201M1	1	Support	
4	4295395M1	1	Gasket	
5	4297134M1	1	Valve	
6	3011038X91	5	Union	
7	338760X1	1	O Ring	(6)
8	4295317M2	2	Hydr. Hose	
9	<b>4289997M1</b>	1	Transducer	
10	4295319M2	1	Hydr. Hose	
11	3011772X91	1	Plug	
12	338762X1	1	Seal	(11)
13	4295337M3	1	Support	
14	4291667M4	1	Hydr. Hose	Length 570MM
15	3012267X91	2	Union	
16	F916.961.020.190	1	O Ring	(15)
17	3011553X91	1	T-Piece	
18	3011144X1	1	O Ring	(17)
19	4291666M3	1	Tube	
20	4291664M4	1	Hydr. Hose	Length 360MM
21	4291669M4	1	Hydr. Hose	
22	3011299X91	1	Union	
23	F916.961.020.190	1	O Ring	(22)
24	4291663M3	1	Tube	
25	4297781M2	1	Tube	
26	3011550X91	1	Union	
27	3011154X1	1	Gasket	(26)
28	4275558M1	1	Accumulator	[A]
29	3907430M1	1	Nut	(28)
30	3777021M3	1	Decal	
31	3011543X91	1	Union	
32	3011144X1	1	O Ring	(31)
33	4295041M1	1	Tube	Up to Serial or Engine Number U030000
34	4294807M1	1	Bridle	Up to Serial or Engine Number U030000
35	4299239M1	1	Bellows	
36	3011543X91	1	Union	Up to Serial or Engine Number U030000
37	3011144X1	1	O Ring	(36) Up to Serial or Engine Number U030000 From Serial or Engine Number U030001
38	4298189M1	1	Tube	
39	4347352M1	3	Clip	
40	1440330X1	2	Locknut	M12 From Serial or Engine Number U021088
41	4279271M1	2	Cable Tie	[B] From Serial or Engine Number U021088
	4279275M1	2	Cable Tie	[C] From Serial or Engine Number U021088
	4279276M1	2	Cable Tie	[D] From Serial or Engine Number U021088

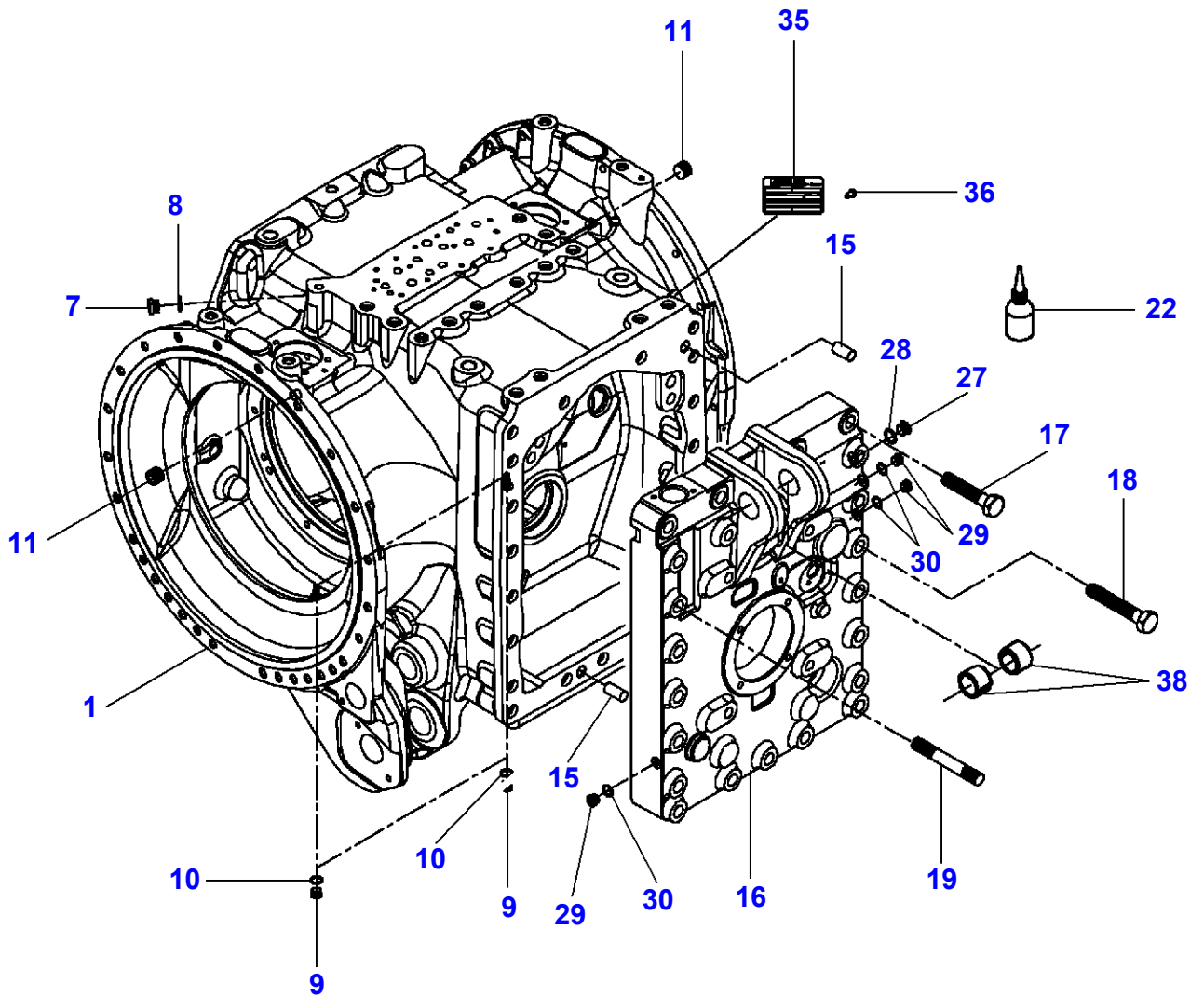
**FOOTNOTE [A]** THE APPROPRIATE SAFETY DECALS MUST BE ORDERED AND FITTED TO THIS PART

**FOOTNOTE [B]** YELLOW

**FOOTNOTE [C]** BLUE

**FOOTNOTE [D]** GREEN

1-WE70-010-A

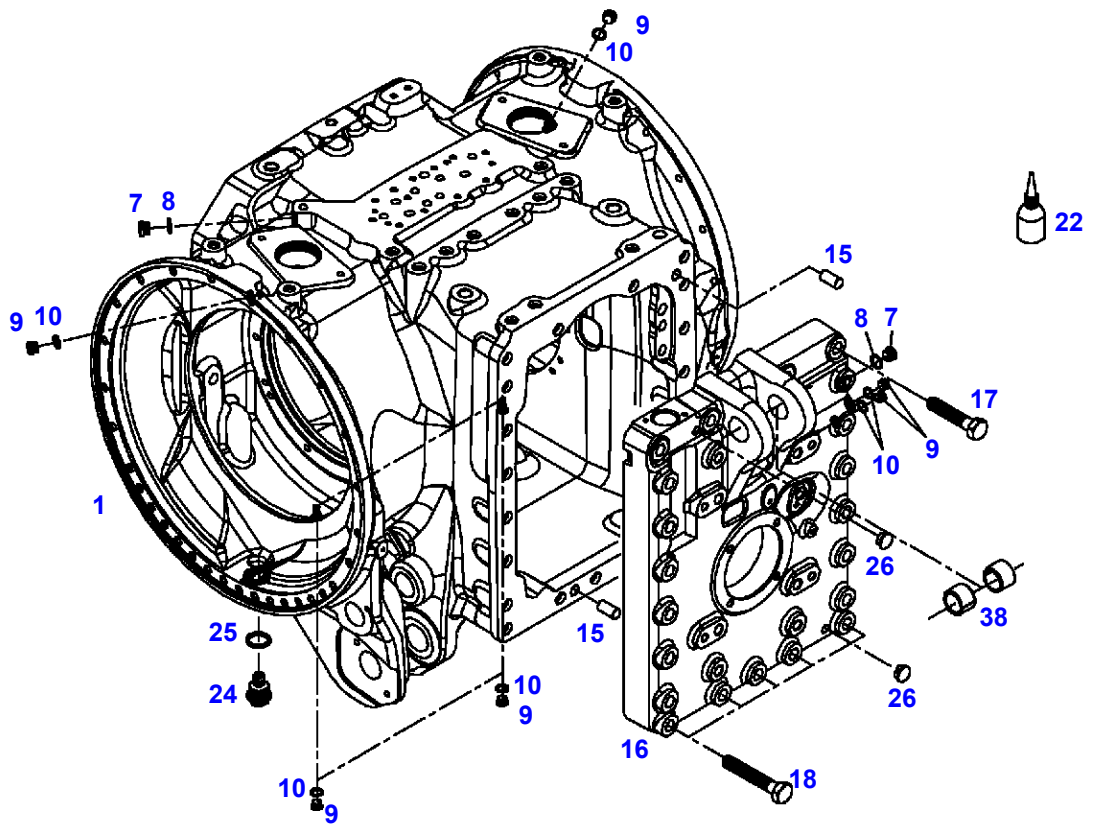


**Massey Ferguson****MF 8650 TRACTOR - 3906210****3906210****Wheel shaft housing - FROM No 903/5308 - UP TO No 903/7000****Page 030-0025**

<b>Item</b>	<b>Part Number</b>	<b>Qty</b>	<b>Description</b>	<b>Comments</b>
1	931.150.051.010	1	Axle Housing	
7	X483.800.401.000	1	Screw	M12X1,5
8	X540.003.678.000	1	Ring	
9	X483.800.000.000	2	Screw	
10	X540.003.078.000	2	Seal	
11	X483.500.800.000	2	Screw	M14X1,5
15	X505.578.900.000	2	Dowel	
16	926.150.050.020	1	Cover	
17	X487.551.400.000	4	Screw	M18X90
18	X486.551.706.000	9	Screw	M18X110
19	X482.953.200.000	8	Stud	M18X130
22	X903.050.074.000	X	Loctite	
27	X483.800.400.000	1	Screw	M12X1,5
28	X540.003.678.000	1	Ring	
29	X483.800.000.000	3	Screw	
30	X540.003.078.000	3	Seal	
35	A931.303.210.100	1	Identity Plate	
36	X419.432.887.000	1	Nail, Notched	
38	X609.715.700.000	2	Bush	

MF 8650 TRACTOR - 3906210  
1-WE70-011-A

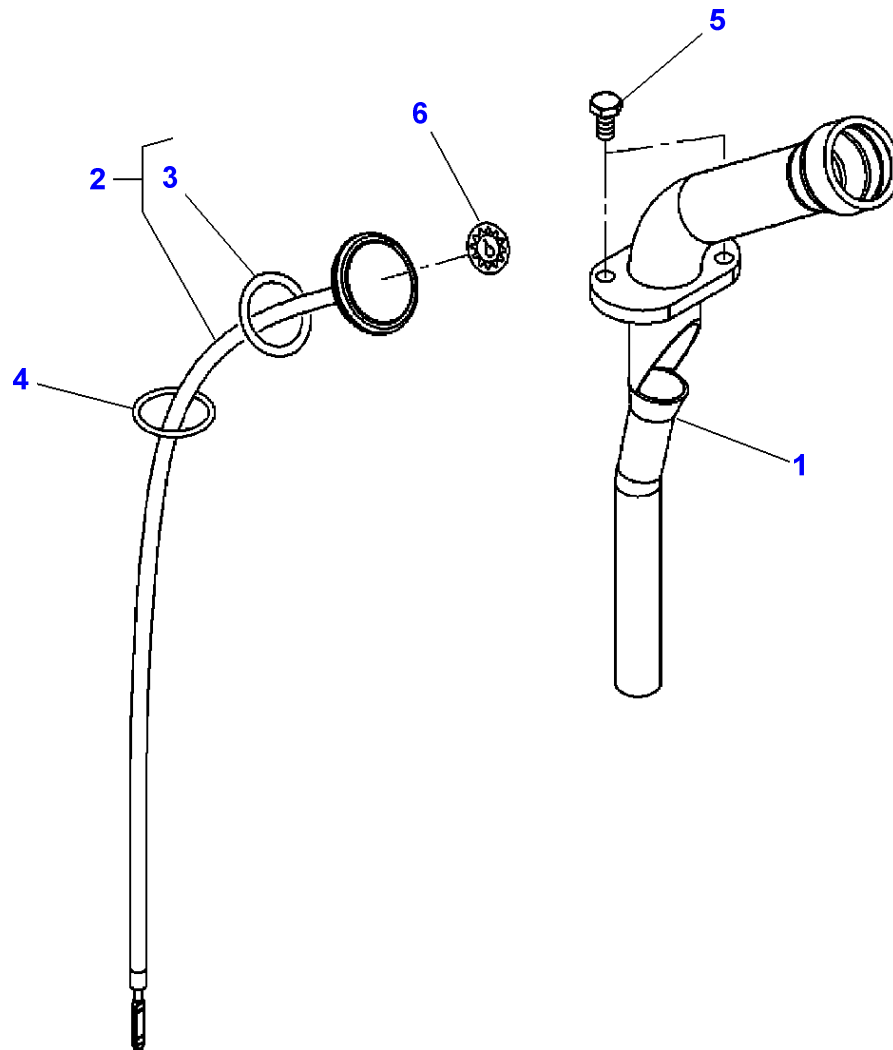
1-WE70-011-A



**Massey Ferguson****MF 8650 TRACTOR - 3906210****3906210****Wheel shaft housing - From Serial or Engine Number 903/7001****Page030-0030**

<b>Item</b>	<b>Part Number</b>	<b>Qty</b>	<b>Description</b>	<b>Comments</b>
1	934.152.050.030	1	Axle Housing	
7	X483.800.401.000	2	Screw	M12
8	X540.003.678.000	2	Ring	
9	X483.800.000.000	6	Screw	
10	X540.003.078.000	6	Seal	
15	X505.578.900.000	2	Dowel	
16	934.152.050.020	1	Cover	
17	<b>X486.551.400.000</b>	4	Screw	M18 X 90
18	X486.551.706.000	5	Screw	M18 X 110
22	X903.050.074.000	X	Loctite	
24	H716.151.150.010	2	Magnetic Filter	
25	X540.009.478.000	2	Ring	
26	X499.502.395.000	2	Plug	
38	X609.715.700.000	2	Bush	

1-WE71-002-A

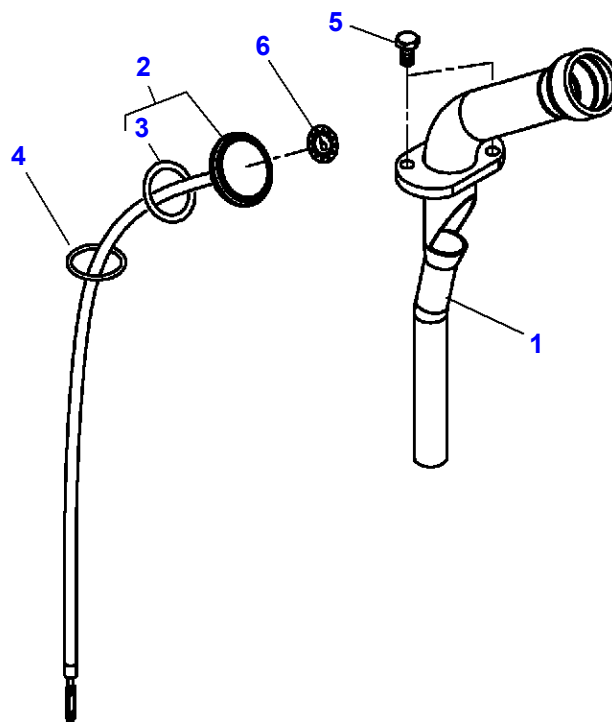




**Massey Ferguson****MF 8650 TRACTOR - 3906210****3906210****Oil Level Indicator - FROM No 903/5308 - UP TO No 903/7000****Page030-0035**

<b>Item</b>	<b>Part Number</b>	<b>Qty</b>	<b>Description</b>	<b>Comments</b>
1	H903.152.480.010	1	Filler	
2	H916.100.480.020	1	Oil Dipstick	
3	F822.100.480.010	1	Joint.	(2)
4	X548.895.001.000	1	O Ring	34 X 3
5	X487.527.741.000	2	Screw	M8 X 20
6	205.100.480.010	1	Decal	

1-WE71-003-A

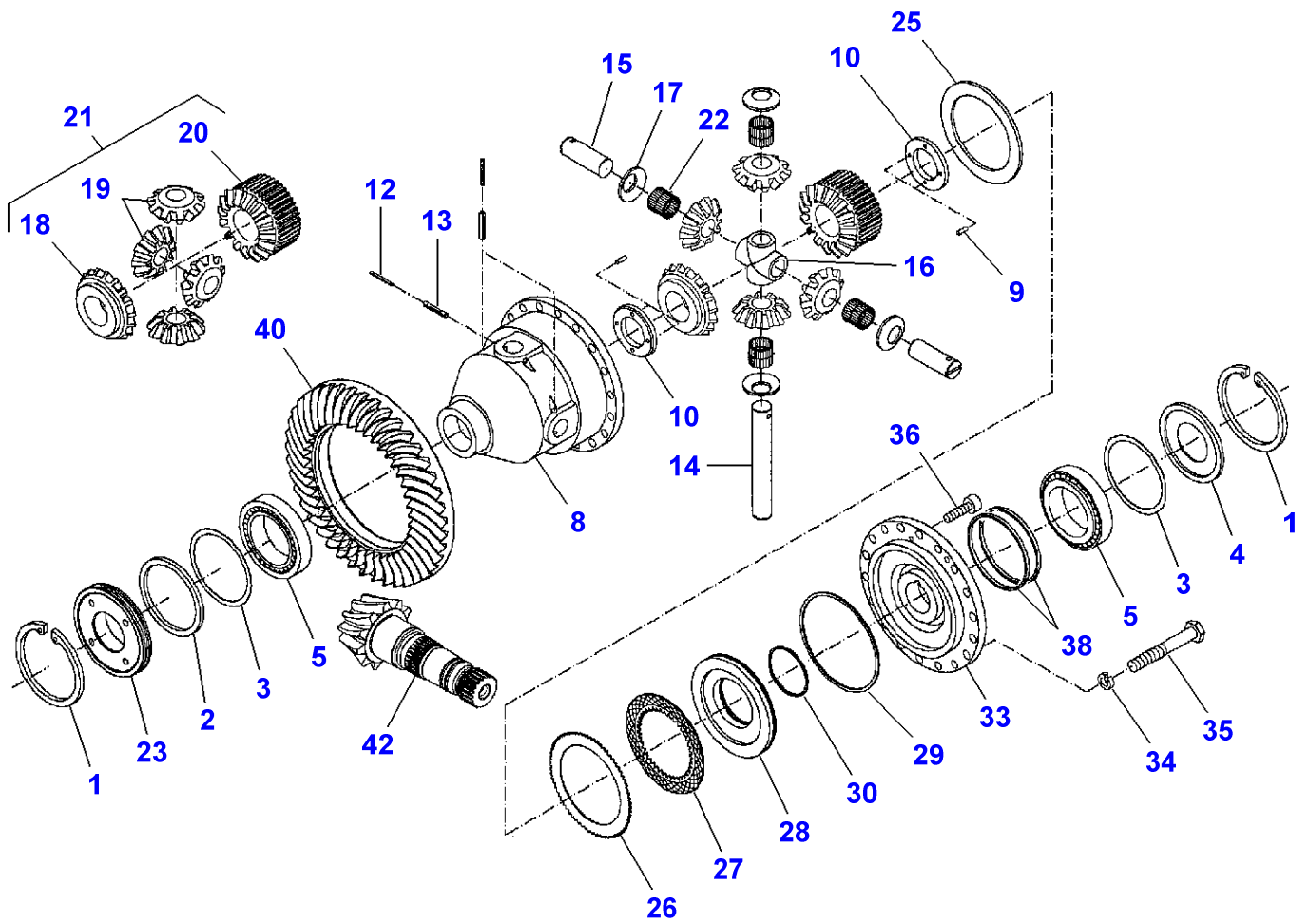


**Massey Ferguson****MF 8650 TRACTOR - 3906210****3906210****Oil Level Indicator - From Serial or Engine Number 903/7001****Page030-0040**

<b>Item</b>	<b>Part Number</b>	<b>Qty</b>	<b>Description</b>	<b>Comments</b>
1	H903.153.480.010	1	Filler	
2	H916.100.480.020	1	Oil Dipstick	
3	F822.100.480.010	1	Joint.	(2)
4	X548.895.001.000	1	O Ring	34 X 3
5	X487.527.741.000	2	Screw	M8 X 20
6	205.100.480.010	1	Decal	

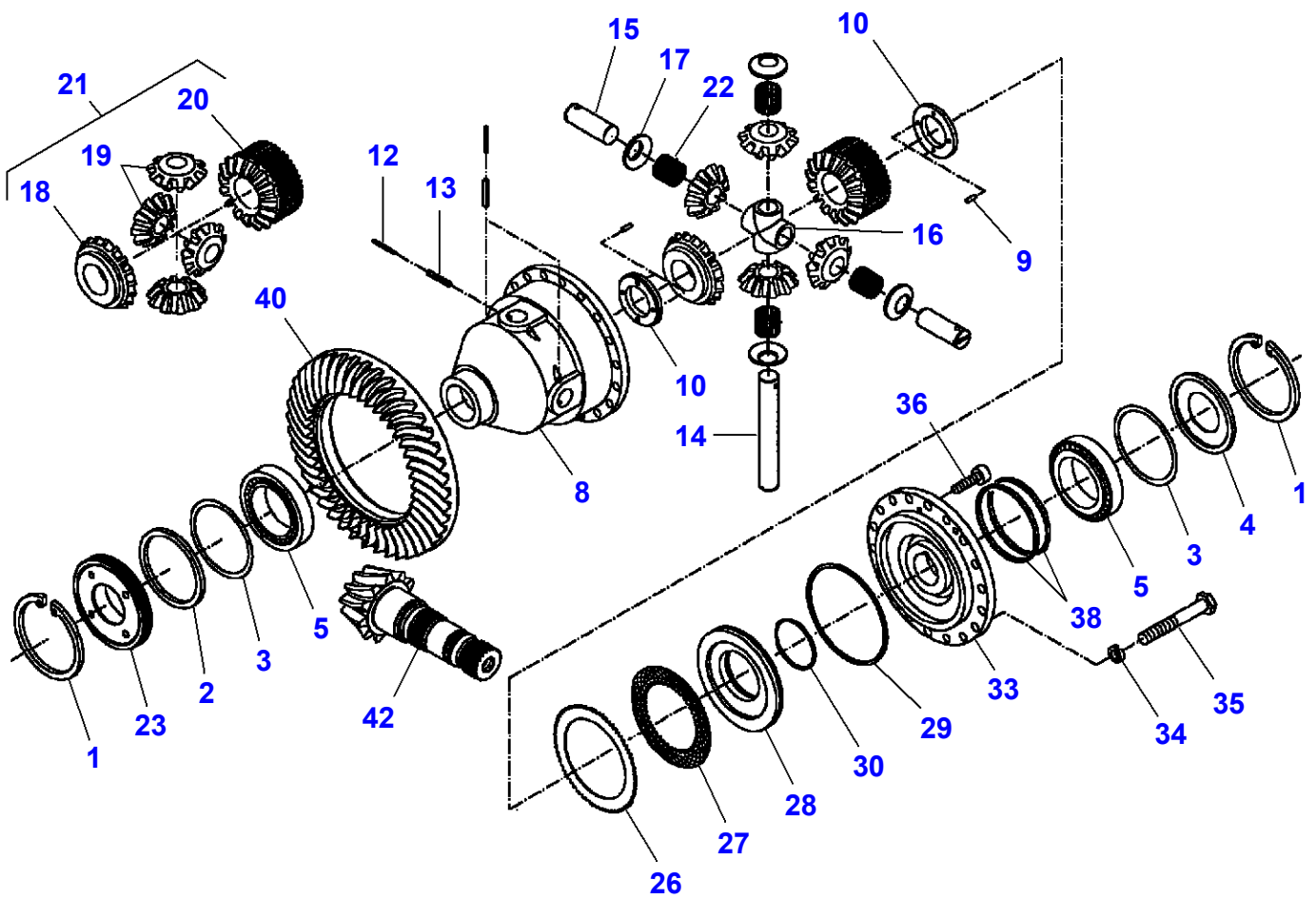
MF 8650 TRACTOR - 3906210  
1-WG60-002-A

1-WG60-002-A



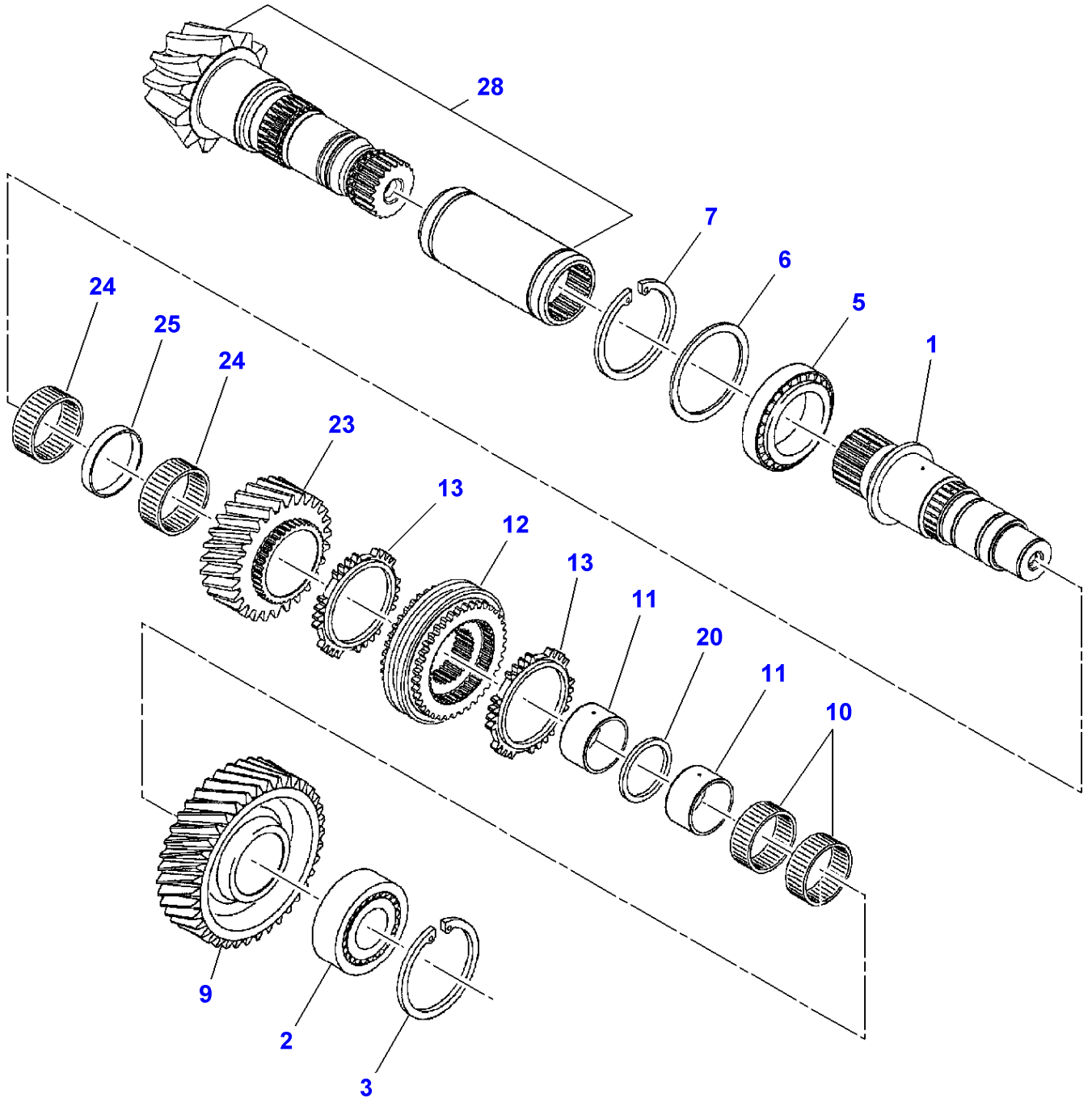
Item	Part Number	Qty	Description	Comments
1	X530.109.946.000	2	Circlip	
2			Not Used	
3	X534.683.000.000	X	Shim	Thickness 0,15 MM
	X534.683.100.000	X	Shim	Thickness 0,20 MM
	X534.683.300.000	X	Shim	Thickness 0,30 MM
	X534.683.700.000	X	Shim	Thickness 0,50 MM
4	934.152.010.190	1	Disc	Replace and repair. Old interchangeable with new 822100010060
5	X619.046.201.003	2	Bearing Taper	Replace and repair. Old not interchangeable with new G822100150020
8	926.150.010.030	1	Diff Housing	
9	X506.239.300.000	4	Dowel	Diameter 6 X 20
10	934.152.010.160	2	Ring	Repairs and replaces 822100010210 Replace and repair. Old interchangeable with new 822100010211
12	X500.622.300.000	3	Roll Pin	Diameter 5 X 50
13	X500.629.146.000	3	Roll Pin	Diameter 8 X 50
14	934.152.010.080	1	Axle	Replace and repair. Old interchangeable with new 926150010050
15	934.152.010.090	2	Axle	Replace and repair. Old interchangeable with new 926150010060
16	934.152.010.100	1	Bearing	Replace and repair. Old interchangeable with new 926150010070
17	926.150.010.080	4	Thrust Washer	
18		1	Planet	(21) Not serviced,order REF. 21
19		4	Diff Pinion	(21) Not serviced,order REF. 21
20		1	Planet	(21) Not serviced,order REF. 21
21	G926.150.010.010	1	Kit, Bevel Gear	
22	X622.048.501.013	4	Roller Bearing	
23	934.152.010.070	1	Ring	Replace and repair. Old interchangeable with new 926150010040
25	822.100.010.140	1	Ring	
26	822.100.010.130	10	External Disc	
27	822.100.010.120	9	Internal Disc	
28	934.152.010.150	1	Piston	Replace and repair. Old interchangeable with new 822100010160
29	916.100.320.110	1	Oil Seal	Replace and repair. Old interchangeable with new 822100010200
30	934.152.010.170	1	Support Cover	Replace and repair. Old interchangeable with new 822100010190
33	822.100.010.040	1	Flange	
34	345.300.100.110	18	Disc	
35	X486.536.200.000	18	Screw	M8 X 30
36	X485.007.605.000	2	Hex Cap Screw	M8 X 30
38	X560.718.800.000	2	Plain	Diameter 140 X 5,5
			Compr.Ring	
40		1	Annular Gear	See Page - Reference Number 030-0060/19
42		1	Pinion Shaft	See Page - Reference Number 030-0060/18

1-WG60-006-A



Item	Part Number	Qty	Description	Comments
1	X530.109.946.000	2	Circlip	
2			Not Used	
3	X534.683.000.000	X	Shim	Thickness 0,15 MM
	X534.683.100.000	X	Shim	Thickness 0,20 MM
	X534.683.300.000	X	Shim	Thickness 0,30 MM
	X534.683.700.000	X	Shim	Thickness 0,50 MM
4	934.152.010.190	1	Disc	Replace and repair. Old interchangeable with new 822100010060
5	X619.046.201.003	2	Bearing Taper	Replace and repair. Old not interchangeable with new G822100150020
8	934.152.010.200	1	Housing	
9	X506.239.300.000	4	Dowel	Diameter 6 X 20
10	934.152.010.220	2	Ring	Repairs and replaces 822100010210 Replace and repair. Old interchangeable with new 822100010211
12	X500.622.300.000	3	Roll Pin	Diameter 5 X 50
13	X500.629.146.000	3	Roll Pin	Diameter 8 X 50
14	934.152.010.080	1	Axle	Replace and repair. Old interchangeable with new 926150010050
15	934.152.010.090	2	Axle	Replace and repair. Old interchangeable with new 926150010060
16	934.152.010.100	1	Bearing	Replace and repair. Old interchangeable with new 926150010070
17	934.152.010.110	4	Thrust Washer	
18		1	Planet	(21) Not serviced,order REF. 21
19		4	Diff Pinion	(21) Not serviced,order REF. 21
20		1	Planet	(21) Not serviced,order REF. 21
21	G001.990.200.930	1	Kit, Bevel Gear	
22	X622.048.500.000	4	Roller Cage	
23	934.152.010.070	1	Ring	Replace and repair. Old interchangeable with new 926150010040
26	934.152.010.010	10	External Disc	
27	<b>934.152.010.030</b>	9	Internal Disc	
28	934.152.010.150	1	Piston	Replace and repair. Old interchangeable with new 822100010160
29	916.100.320.110	1	Oil Seal	
30	934.152.010.170	1	Support Cover	Replace and repair. Old interchangeable with new 822100010190
33	934.152.010.210	1	Flange	
34	345.300.100.110	18	Disc	
35	X486.536.200.000	18	Screw	M8 X 30
36	X485.007.605.000	2	Hex Cap Screw	M8 X 30
38	X560.718.800.000	2	Plain	Diameter 140 X 5,5
			Compr.Ring	
40		1	Annular Gear	See Page - Reference Number 030-0060/19
42		1	Pinion Shaft	See Page - Reference Number 030-0060/18

1-WG71-004-A



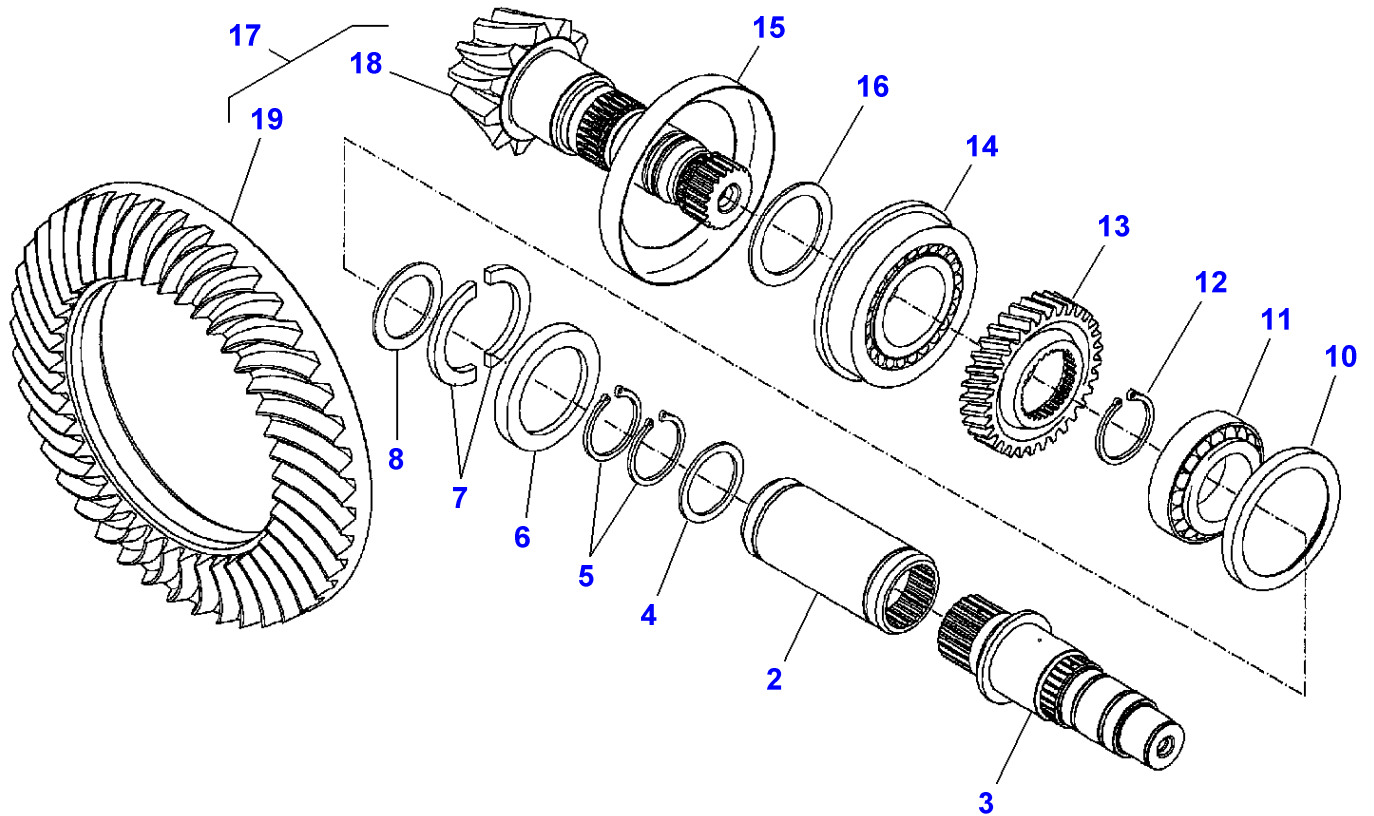


Bevel Drive

Item	Qty	Description	Comments
1	1	Shaft	[A]
2	1	Ball Bearing	[A]
3	1	Circlip	[A]
5	1	Ball Bearing	[A]
6	1	Kit, Washer	[A]
7	1	Circlip	[A]
9	1	Pinion	[A] Number of teeth/spines 40
10	2	Needle Cage	[A] 55 X 60 X 30
11	2	Bush	[A]
12	1	Synchro Unit	[A]
13	2	Bush	[A]
20	1	Washer	[A]
23	1	Pinion	[A] Number of teeth/spines 30
24	2	Needle Cage	[A] 60 X 65 X 20
25	1	Insert	[A]
28	1	Kit, Bevel Gear	See Page - Reference Number 030-0060/17

FOOTNOTE [A] NOT SUPPLIED SEPARATELY

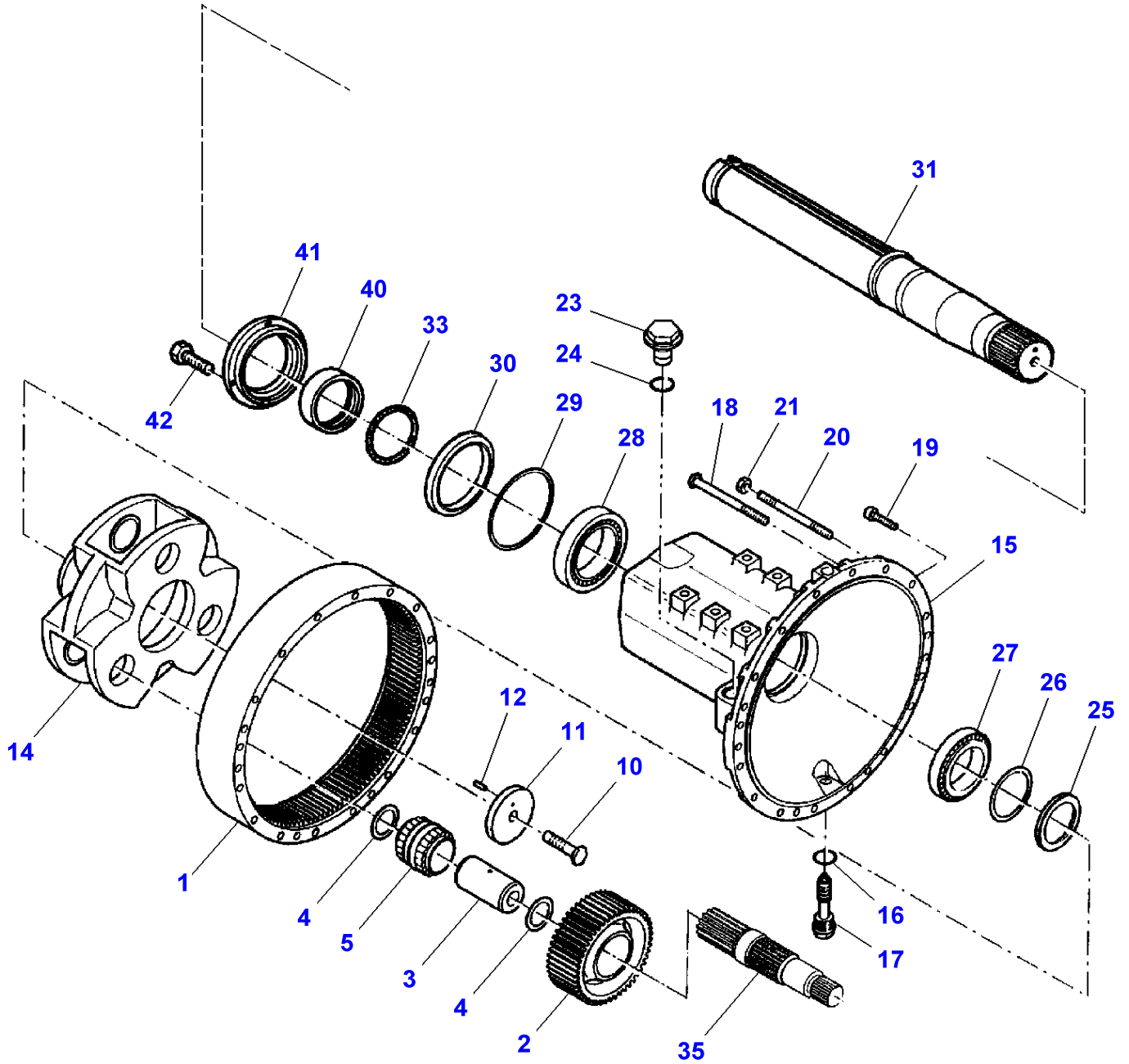
1-WG71-003-A



**Massey Ferguson****MF 8650 TRACTOR - 3906210****3906210****Bevel Drive****Page030-0060**

<b>Item</b>	<b>Part Number</b>	<b>Qty</b>	<b>Description</b>	<b>Comments</b>
2	931.100.410.020	1	Thimble	
3		1	Shaft	See Page - Reference Number 030-0055/1
4	X534.538.900.000	1	Backup Ring	
5	X530.017.746.000	2	Circlip	Diameter 55 X 3
6	916.100.410.030	1	Ring	
7	916.100.410.040	2	Ring	
8	G001.990.200.630	1	Kit, Washer	
10	916.100.410.060	1	Ring	
11	X619.072.600.007	1	Cup And Cone	
12	X530.017.846.000	1	Circlip	Diameter 58 X 3
13		1	Pinion	See Page - Reference Number 060-0050/3
14	X619.057.201.003	1	Cup And Cone	68 X 140 X 20
15	926.102.410.030	1	Sheet Metal	
16	G001.990.200.640	1	Kit, Washer	
17		1	Kit, Bevel Gear	12 X 43 Not serviced,order REF. 18 , 19
18	931.100.410.010	1	Pinion Shaft	(17) Number of teeth/spines 12
19	926.102.410.020	1	Crownwheel	(17) Number of teeth/spines 43

1-WG18-005-A

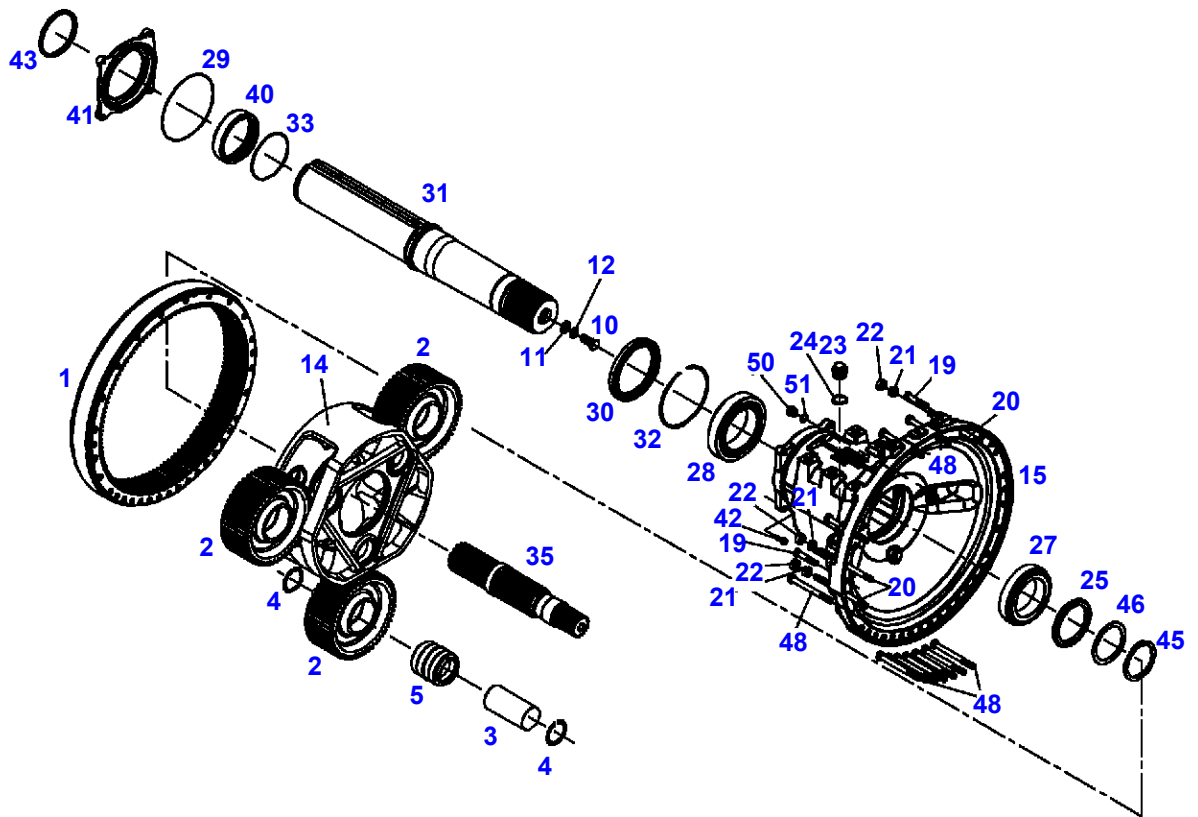


**Massey Ferguson****MF 8650 TRACTOR - 3906210****3906210****Rear Axle Housings - Inner Final Drive Gear - FROM No 903/5308 - UP TO No 903/7000****Page 030-0065**

Item	Part Number	Qty	Description	Comments
1	931.150.150.030	2	Hollow Gear	
2	926.150.150.040	6	Spur Gear	[B]
3	934.152.150.140	6	Axle	Replace and repair. Old interchangeable with new 926150150061
4	X530.106.546.000	12	Circlip	Diameter 62 X 2
5	G926.150.150.050	6	Roller Cage	
10	822.100.150.120	2	Screw	
11	822.100.150.080	2	Plate	
12	X500.628.246.000	2	Roll Pin	Diameter 8 X 22
14	934.150.151.020	2	Planet Carrier	
15	934.151.150.010	2	Axle Housing	
16	X540.007.478.000	2	Ring	
17	H822.100.150.020	2	Magnet	
18	X486.537.601.000	44	Screw	M12X160
19	X493.619.205.000	4	Hex Cap Screw	M12 X 50
20	X489.138.400.000	8	Stud	M12 X 165
21	X428.203.205.000	8	Nut	
23	X484.404.001.000	4	Plug	M30
24	X540.009.478.000	4	Ring	
25	926.101.150.240	4	Half Ring	
26	X534.781.500.000	X	Shim	Thickness 0,50 MM
	X534.781.600.000	X	Shim	Thickness 0,60 MM
	X534.781.700.000	X	Shim	Thickness 0,70 MM
27	X619.046.400.003	2	Bearing Taper	Replace and repair. Old interchangeable with new G926101150040
28	G926.160.150.200	2	Cup And Cone	
29	X549.031.800.000	2	O Ring	Diameter 196,44 X 3,52
30	H822.100.150.040	2	Oil Seal	
31	926.101.150.070	2	Shaft	29"
	926.101.150.060	2	Shaft	40"
33	X549.000.800.000	2	O Ring	120.32X2.62
35	H931.150.150.200	2	Shaft	
40	926.101.150.280	2	Ring	Repairs and replaces 926101150260
41	926.160.150.220	2	Cover	
42	X487.527.741.000	8	Screw	M8 X 20

**FOOTNOTE [B] ORDER + 926 150 150 061 + G926 150 150 050**

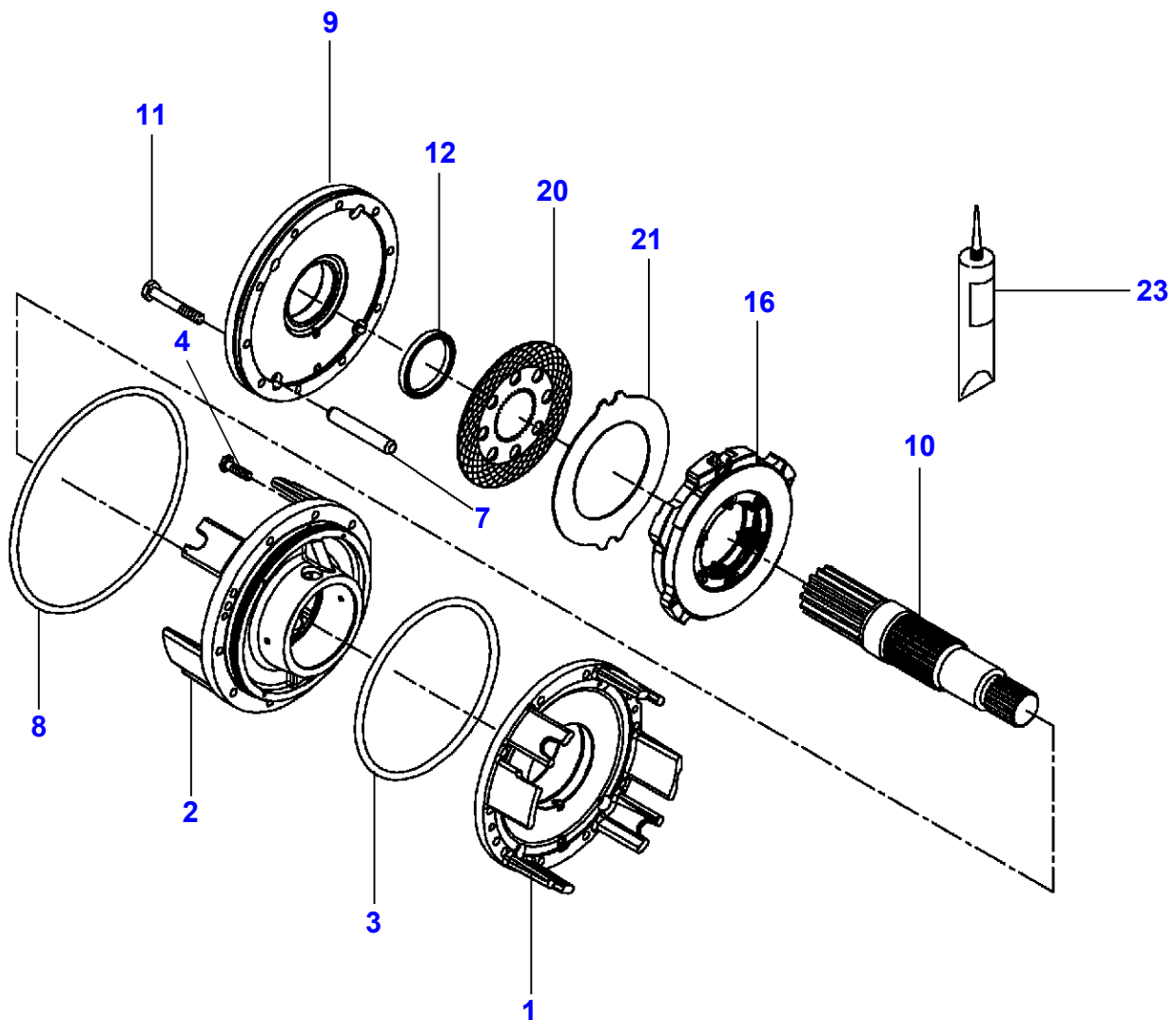
1-WG18-006-A



Item	Part Number	Qty	Description	Comments
1	934.152.150.130	2	Hollow Gear	
2	934.152.150.150	6	Planet	[A]
3	934.152.150.140	6	Axle	
4	X530.106.546.000	12	Circlip	
5	X622.048.803.013	6	Roller Bearing	
10	716.150.150.080	2	Screw	
11	150.870.070.100	2	Disc	
12	X534.523.000.000	X	Backup Ring	
14	934.152.150.120	2	Planet Carrier	
15	934.152.150.111	2	Axle Housing	
19	X485.019.406.000	4	Hex Cap Screw	M12 X 60
20	934.152.150.050	12	Stud	
21	X428.203.205.000	12	Nut	
22	380.108.320.030	10	Ring	
23	X484.404.001.000	4	Plug	
24	X540.009.478.000	4	Ring	
25	X434.819.500.000	2	Groove Nut	
27	X619.046.400.003	2	Bearing Taper	
28	X619.046.600.003	2	Bearing Taper	
29	X549.024.000.000	2	O Ring	
30	H822.100.150.040	2	Oil Seal	
31	934.152.151.141	2	Shaft	Length 803,5MM
	934.152.152.141	2	Shaft	Length 1028,5MM
32	<b>X533.825.600.000</b>	2	Snapping	
33	X549.000.800.000	2	O Ring	
35	934.152.150.040	2	Shaft	
40	934.152.151.280	2	Ring	
41	934.152.150.190	2	Cover	
42	X487.528.041.000	8	Screw	M8 X 28
43	934.152.151.290	2	Ring	
45	X530.008.200.000	2	Lock Washer	
46	X534.578.000.000	2	Backup Ring	
48	X486.537.300.000	48	Hex Cap Screw	
50	X494.204.800.000	2	Screw	
51	X540.005.478.000	2	Ring	

FOOTNOTE [A] ORDER + X622048803013

1-WG14-005-A

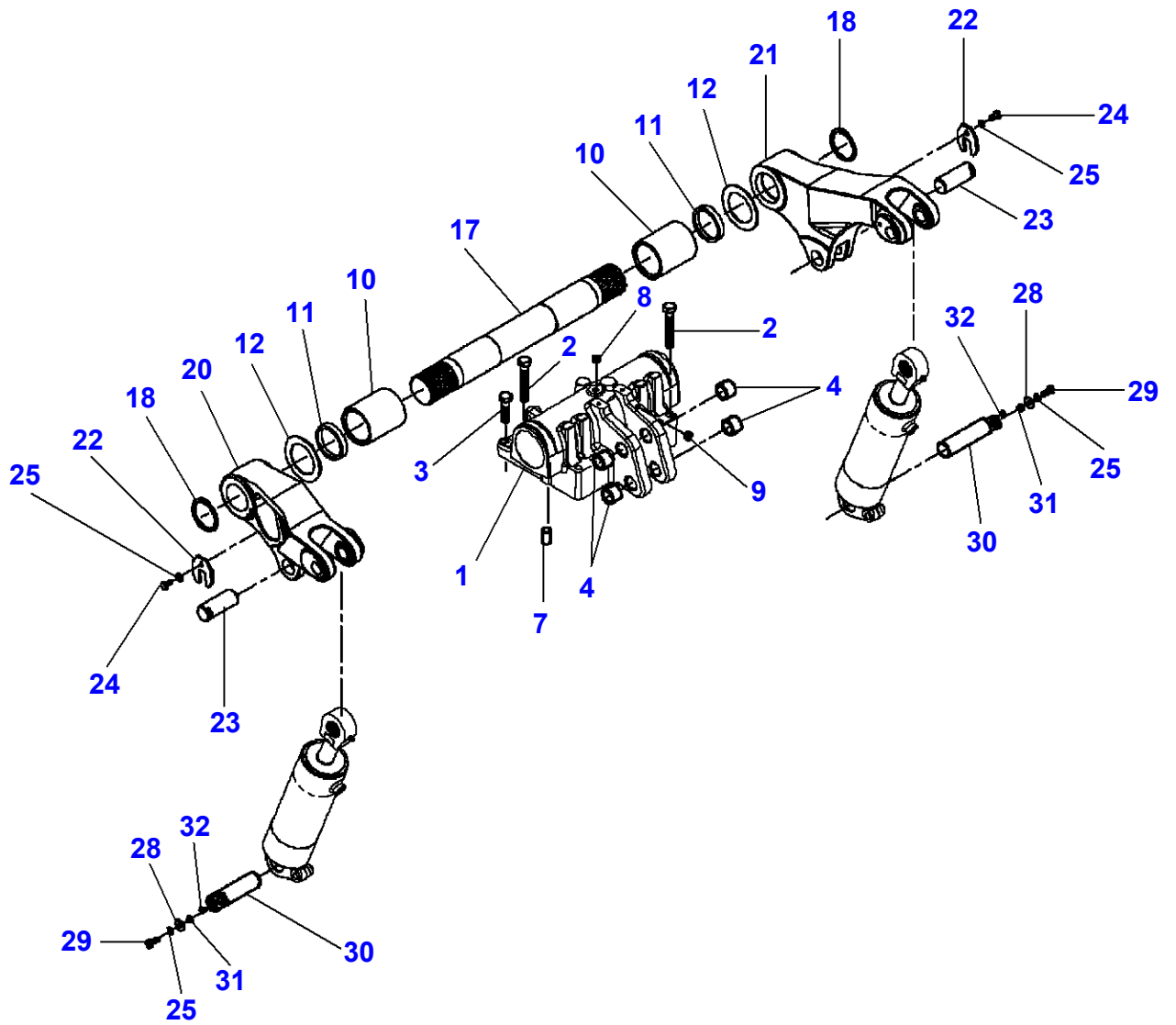




## Disc Brakes

Item	Part Number	Qty	Description	Comments
1	934.152.010.050	1	Bearing Flange	Right Hand Replace and repair. Old interchangeable with new 931150010020
2	934.152.010.040	1	Bearing Flange	Left Hand Replace and repair. Old interchangeable with new 931150010010
3	X549.041.100.000	1	O Ring	Diameter 267 X 3
4	X487.535.806.000	4	Screw	M12 X 40
7	934.152.150.020	8	Bolt	Replace and repair. Old interchangeable with new 931150150210
8	<b>X549.044.400.000</b>	2	O Ring	Diameter 340 X 3 From Serial or Engine Number 903/5308 Up to Serial or Engine Number 903/7000 Replace and repair. Old interchangeable with new X549044800000
	<b>X549.044.400.000</b>	2	O Ring	Diameter 330 X 3 From Serial or Engine Number 903/7001 Replace and repair. Old interchangeable with new X549044800000
9	931.150.150.200	2	Brake Plate	From Serial or Engine Number 903/5308 Up to Serial or Engine Number 903/7000
	<b>934.152.150.010</b>	2	Brake Plate	From Serial or Engine Number 903/7001
10		2	Shaft	See Page - Reference Number 030-0065/35
11	X486.537.601.000	20	Screw	M12 X 160
12	X550.150.200.000	2	Oil Seal	
16	G931.150.150.210	2	Disc	
20	931.150.150.230	12	Brake Disc.	
21	931.150.150.220	8	External Disc	
23	X903.050.074.000	X	Loctite	

1-WP74-005-B



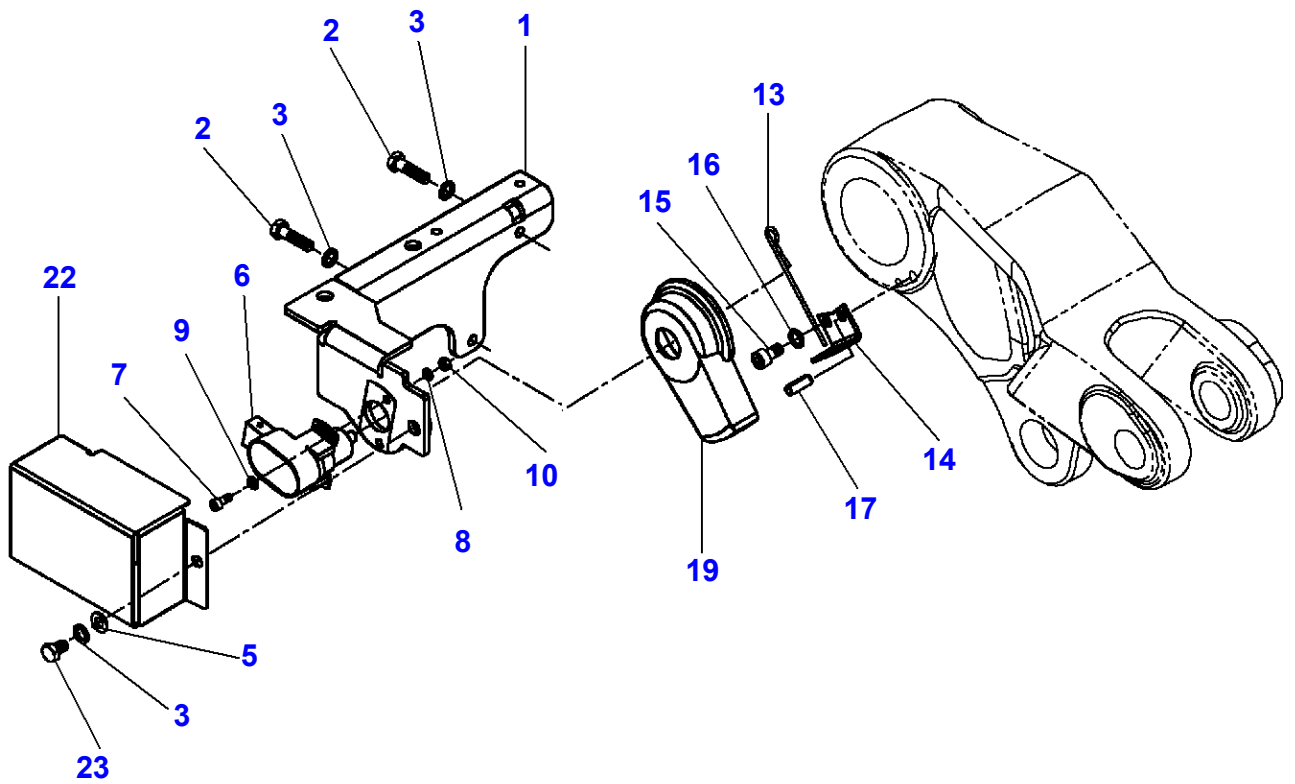
## Lift Arms

Item	Part Number	Qty	Description	Comments
1	G903.862.030.020	1	Support	
	S903.004.766.010	1	Support	[A,B]
2	X486.551.800.000	10	Screw	M18X120
3	X486.551.006.000	2	Screw	M18X70
4	X609.715.700.000	4	Bush	
7	X506.285.600.000	2	Dowel	
8	X483.501.600.000	1	Screw	M18X1,5
9	X483.501.600.000	1	Screw	M18X1,5
	X483.502.600.000	1	Screw	[A,B] M22X1,5
10	816.860.030.040	2	Bush	
11	X550.150.400.000	2	Oil Seal	
12	816.860.030.050	2	Disc	
17	931.860.030.031	1	Shaft	
18	X530.010.001.000	2	Lock Washer	
20	903.862.030.011	1	Lift Arm	Replace and repair. Old interchangeable with new 903862030010
21	903.862.030.021	1	Lift Arm	Replace and repair. Old interchangeable with new 903862030020
22	716.920.010.100	2	Locking Plate	
23	716.860.030.080	2	Pin	
24	X487.531.301.000	2	Screw	
25	X520.804.401.000	4	Lock Washer	
28	X454.407.508.000	2	Disc	
29	X487.531.541.000	2	Screw	M10X25
30	H816.860.030.042	2	Pin	
31	816.870.030.060	2	Bush	
32	X499.501.100.000	2	Plug	

**FOOTNOTE [A]** FOR TRANSMISSION 903-03-05308/05310/05360/05382

**FOOTNOTE [B]** FOR TRANSMISSION 903-04-00008/00009/00010/05333/05 361/05362/05363/05383/05384/05385

1-WQ20-003-A



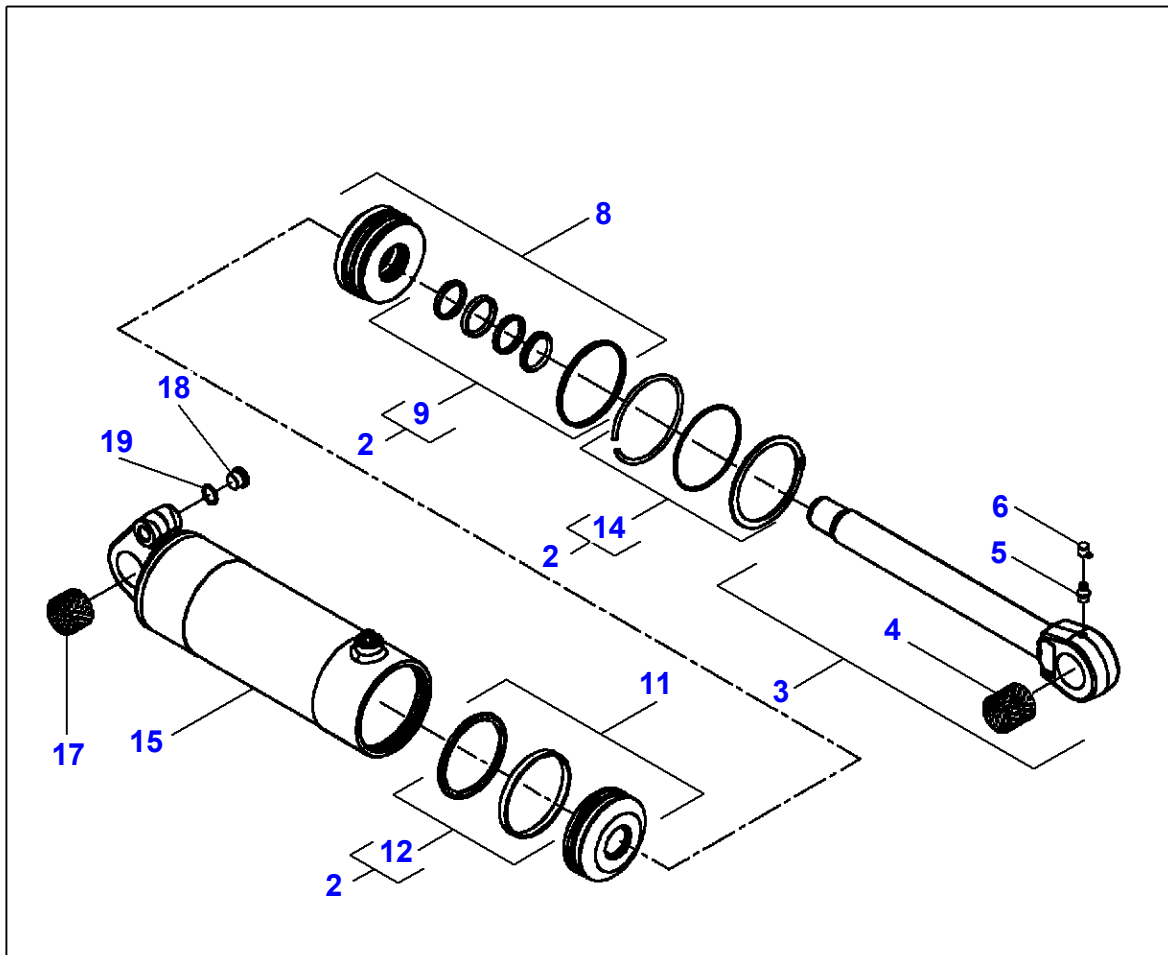
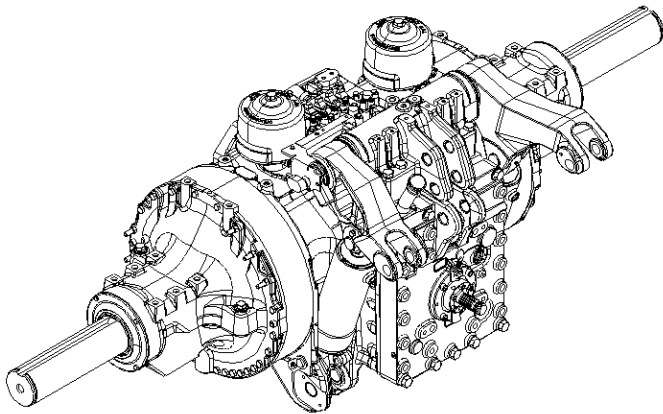
Angle Sensor

Item	Part Number	Qty	Description	Comments
1	H903.862.100.100	1	Holder	
2	X487.526.841.000	3	Screw	
3	X520.803.901.000	3	Lock Washer	
5	X450.006.308.000	1	Washer	
6	<b>G716.861.100.021</b>	1	Sensor	
7	X485.002.501.000	2	Hex Cap Screw	
8	X520.802.601.000	2	Lock Washer	
9	X450.003.908.000	2	Disc	
10	X428.202.039.000	2	Nut	
13	816.860.100.080	1	Spring Wire	
14	816.860.100.032	1	Angle.	
15	X485.009.405.000	1	Hex Cap Screw	
16	X523.703.900.000	1	Lock Washer	
17	X500.628.246.000	1	Roll Pin	
19	816.860.100.020	1	Cover	
22	524.860.100.100	1	Protection.	
23		1	Screw	[A]

FOOTNOTE [A] NUMBER TO BE ADVISED

Page Title	Page Number
Lift Cylinders	040-0005
Lift Cylinders Feeding	040-0010
Levelling box	040-0015
Top Link With Hook End	040-0020
Top Link With Hook End - Hydraulic	040-0025
Top Link Lock	040-0030
Top Link With Hook End - Hydraulic	040-0035
Top Link With Ball End	040-0040
Sensing Pin	040-0045
Lower Bar With Hook	040-0050
Lower Bar With Toogle	040-0055
Tube Stabilizers	040-0060
Automatic Stabilizers	040-0065
Shoe Stabilizers	040-0070
Swinging Drawbar Support - ISO STANDARD - Up To DIAMETER 25 MM	040-0075
Swinging Drawbar Support - ISO STANDARD - Up To DIAMETER 25 MM	040-0080
Long Hay Ladder - ISO STANDARD - FROM DIAMETER 22,5 MM	040-0085
Swinging Drawbar Support - ISO STANDARD	040-0090
Swinging Drawbar Support - SAE STANDARD	040-0095
Swinging Drawbar - ISO STANDARD	040-0100
Swinging Drawbar - ISO STANDARD	040-0105
Swinging Drawbar - SAE STANDARD	040-0110
Swinging Drawbar - With DROMONE Automatic Hook	040-0115
Swinging Drawbar - SAE STANDARD - HEAVY DUTY	040-0120
Swinging Drawbar - SAE STANDARD	040-0125
Swinging Drawbar - Peak On Scale	040-0130
Swinging Drawbar - Ball And Sscket Hitch	040-0135
Swinging Drawbar - Ball And Sscket Hitch	040-0140
Swinging Drawbar Tidying - With DROMONE Automatic Hook	040-0145
Hitch	040-0150
Hitch - ISO STANDARD - Up To DIAMETER 25 MM	040-0155
Hitch - For Italy only or any text in Italian only	040-0160
Hitch - ISO STANDARD - FROM DIAMETER 21,75 MM	040-0165
Hitch - Quick Coupler	040-0170
Automatic Hitch - With Remote Control	040-0175
Automatic Hitch - With Remote Control	040-0180
Automatic Hitch - With Remote Control	040-0185
Without Automatic Hitch - Without Remote Control	040-0190
Front Linkage 50000N	040-0195
Front Linkage - With Dual Control - ISO STANDARD	040-0200
Front Linkage - With Dual Control - SAE STANDARD	040-0205
Front Linkage - Hydraulic	040-0210
Loader - Frame	040-0215
Loader - Hydraulic - Without Front Linkage	040-0220
Loader - Hydraulic - Up to Serial or Engine Number - 20-NOV-2008	040-0225
Loader - Hydraulic - From Serial or Engine Number - 21-NOV-2008	040-0230

1-WQ17-024-A



20

1

**Massey Ferguson**  
**MF 8650 TRACTOR - 3906210**

**3906210**

**Page040-0005**

**Lift Cylinders**

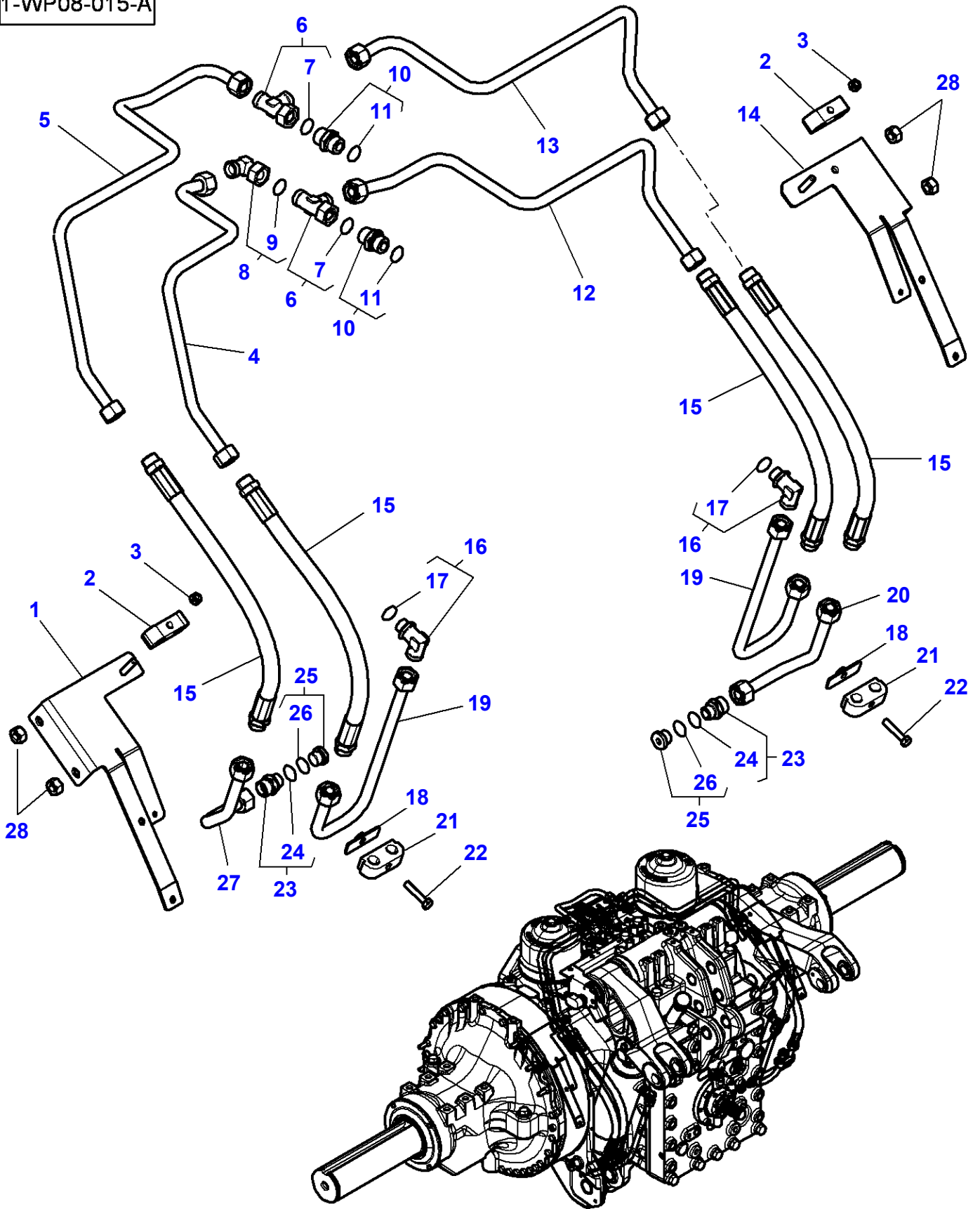
<b>Item</b>	<b>Part Number</b>	<b>Qty</b>	<b>Description</b>	<b>Comments</b>
1	G931.860.030.020	2	D.A.Hydr.Cylind.	
2	F931.860.030.010	2	Kit, Seal	
3	F931.860.030.020	2	Rod	
4	X609.535.400.000	2	Bush	(3)
5	X662.516.200.000	2	Grease Nipple	(3)
6	X562.504.000.000	2	Cap	(3)
8	F931.860.030.030	2	Guide Bush	
9	F931.860.030.040	2	Kit, Joint	(2)
11	F931.860.030.050	2	Piston	
12	F931.860.030.060	2	Kit, Joint	(2)
14	F931.860.030.070	2	Kit	(2)
15		X	Body	[A]
17	X605.018.000.000	2	Bearing Bush	
18	X483.801.600.000	2	Screw	
19	X540.005.678.000	2	Ring	
20	X903.050.087.000	1	Loctite	10ML

**FOOTNOTE [A] NOT SUPPLIED SEPARATELY**



MF 8650 TRACTOR - 3906210  
1-WP08-015-A

1-WP08-015-A

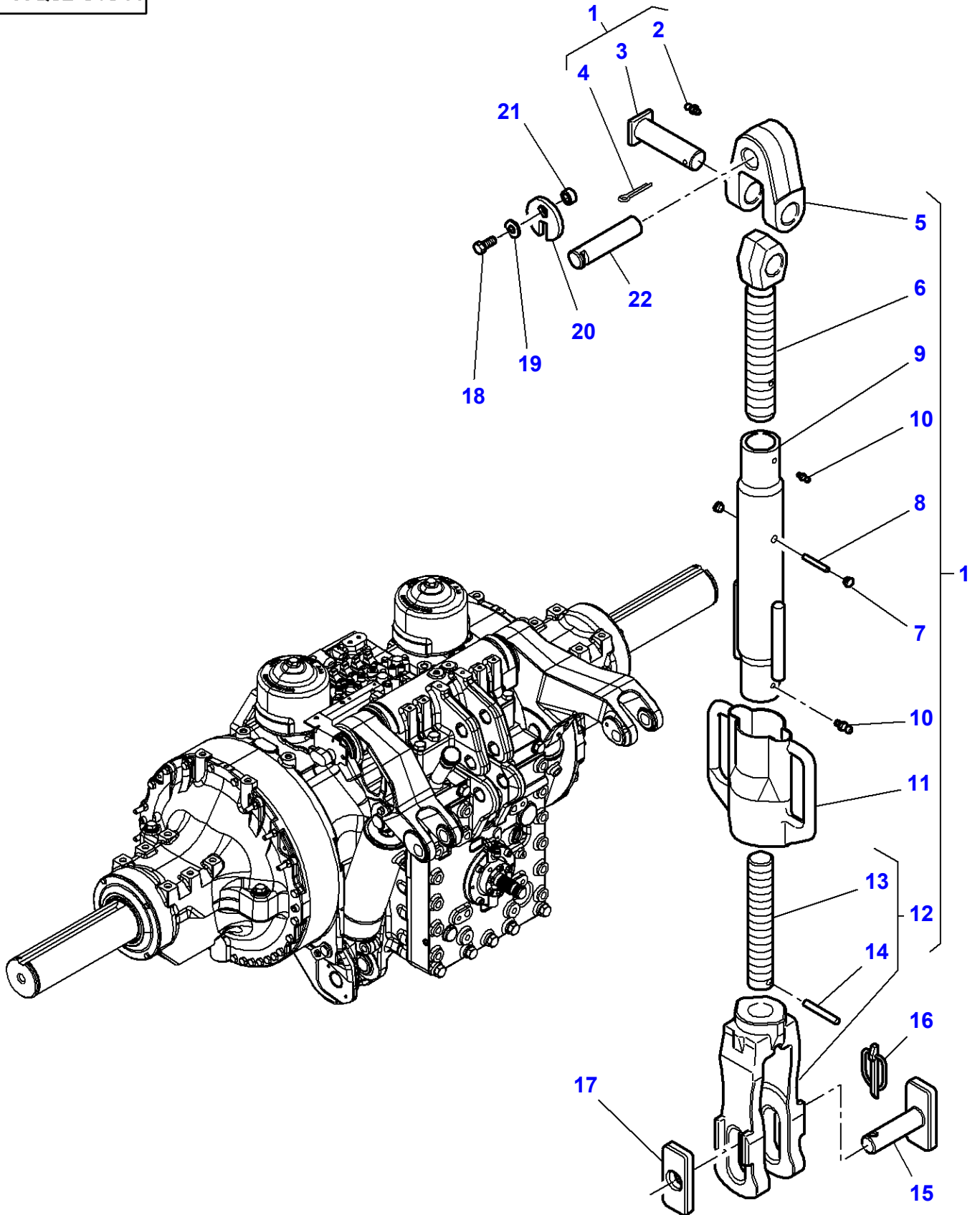


**Massey Ferguson****MF 8650 TRACTOR - 3906210****3906210****Page040-0010****Lift Cylinders Feeding**

<b>Item</b>	<b>Part Number</b>	<b>Qty</b>	<b>Description</b>	<b>Comments</b>
1	4292713M5	1	Support	Left Hand
	4298911M1	1	Tube	[A] Left Hand
2	3789722M1	2	Bridle	
3	339169X1	2	Nut	
4	4292528M3	1	Tube	
5	4292526M3	1	Tube	
6	3011089X91	2	Union	
7	3011147X1	1	O Ring	(6)
8	3011085X91	1	Union	
9	3011147X1	1	O Ring	(8)
10	3011961X91	2	Union	
11	3015165X1	1	O Ring	(10)
12	4292527M5	1	Tube	
13	4292525M4	1	Tube	
14	4292714M6	1	Support	Right Hand
	4298912M1	1	Tube	[A] Right Hand Length 450MM
15	4288605M3	4	Hydr. Hose	
16	4276131M1	2	Union	
17	3019397X1	1	O Ring	(16)
18	4294923M1	2	Counterplate	
19	4294921M1	1	Tube	Left Hand
	4298407M1	1	Tube	Right Hand
20	4294924M2	1	Tube	Right Hand
21	3789722M1	2	Bridle	
22	339010X1	2	Hex Cap Screw	M8 X 40
23	338717X91	2	Union	
24	338764X1	1	Seal	(23)
25	3011103X91	2	Plug	
26	338764X1	1	Seal	(25)
27	4294922M2	1	Tube	
28	3009695X1	4	Nut	

**FOOTNOTE [A] TRANSMISSION ASSY IDENTIFICATION NO 4297...M92**

1-WQ32-010-A

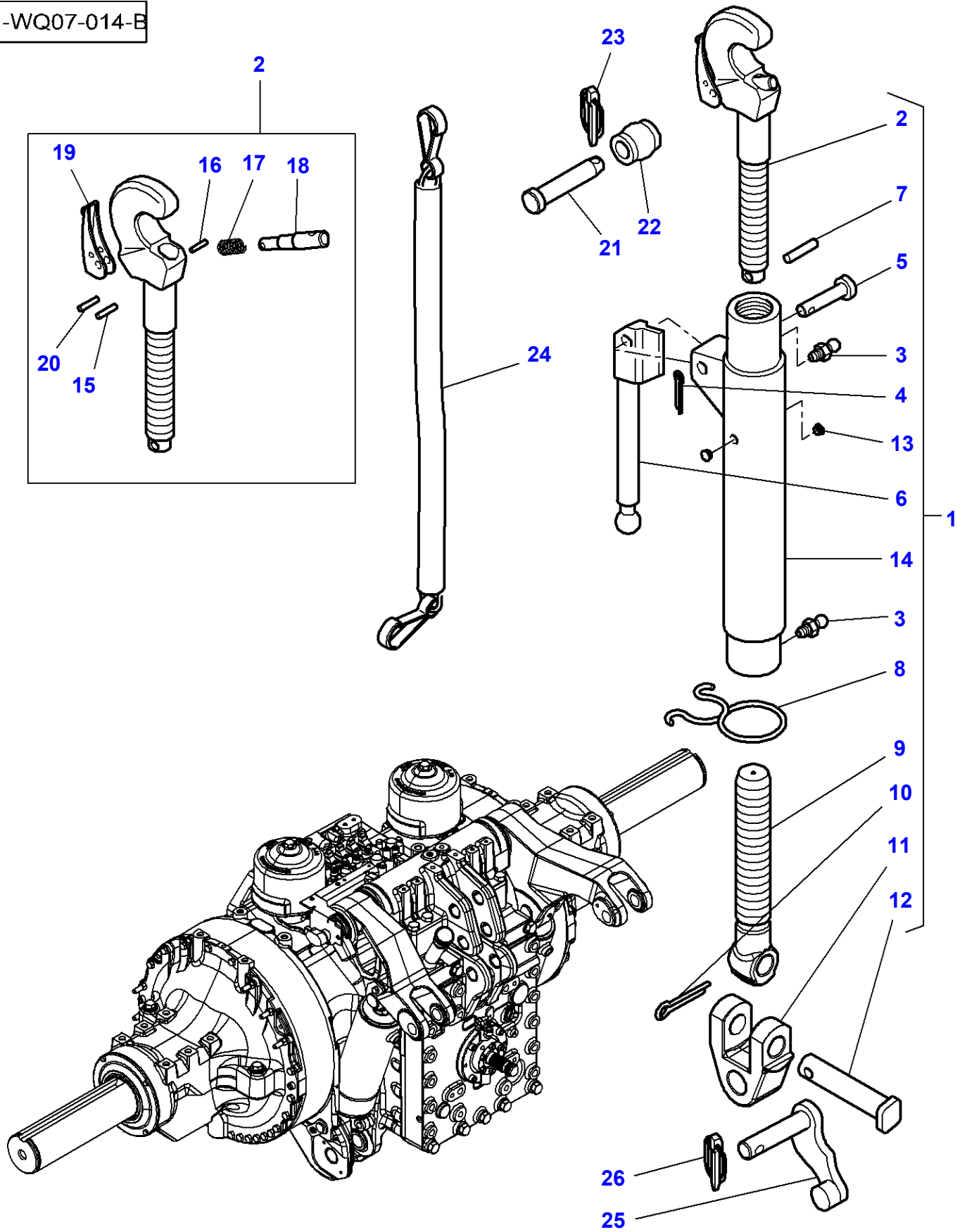


Levelling box

Item	Part Number	Qty	Description	Comments
1	4282587M91	2	Draglink	
2	339608X1	1	Grease Nipple	(1)
3	4285817M1	1	Clevis Pin	(1)
4	354092X1	1	Split Pin	(1)
5	4285816M1	1	Clevis	(1)
6	4285815M1	1	Toggle	(1)
7	3789540M1	2	Plug	(1)
8	339052X1	1	Roll Pin	(1) Diameter 6 X 40
9	4285814M91	1	Tube	(1)
10	339608X1	2	Grease Nipple	(1)
11	4285813M1	1	Grip	(1)
12	4285812M91	1	Clevis	(1)
13	4285839M1	1	Threaded Part	(12) Diameter 1"1/2 6UNC-2A
14	339307X1	1	Pin	(12) Diameter 8 X 50
15	4285639M2	2	Clevis Pin	
16	3792034M1	2	Pin	
17	4285638M1	2	Plate	
18	3014218X1	2	Screw	M10 x 30
19	390597X1	2	Flat Washer	
20	U930.870.110.000	1	Kit, Repair	
21	926.870.030.030	2	Bush	
22	931.870.030.010	1	Pin	

MF 8650 TRACTOR - 3906210  
1-WQ07-014-B

1-WQ07-014-B

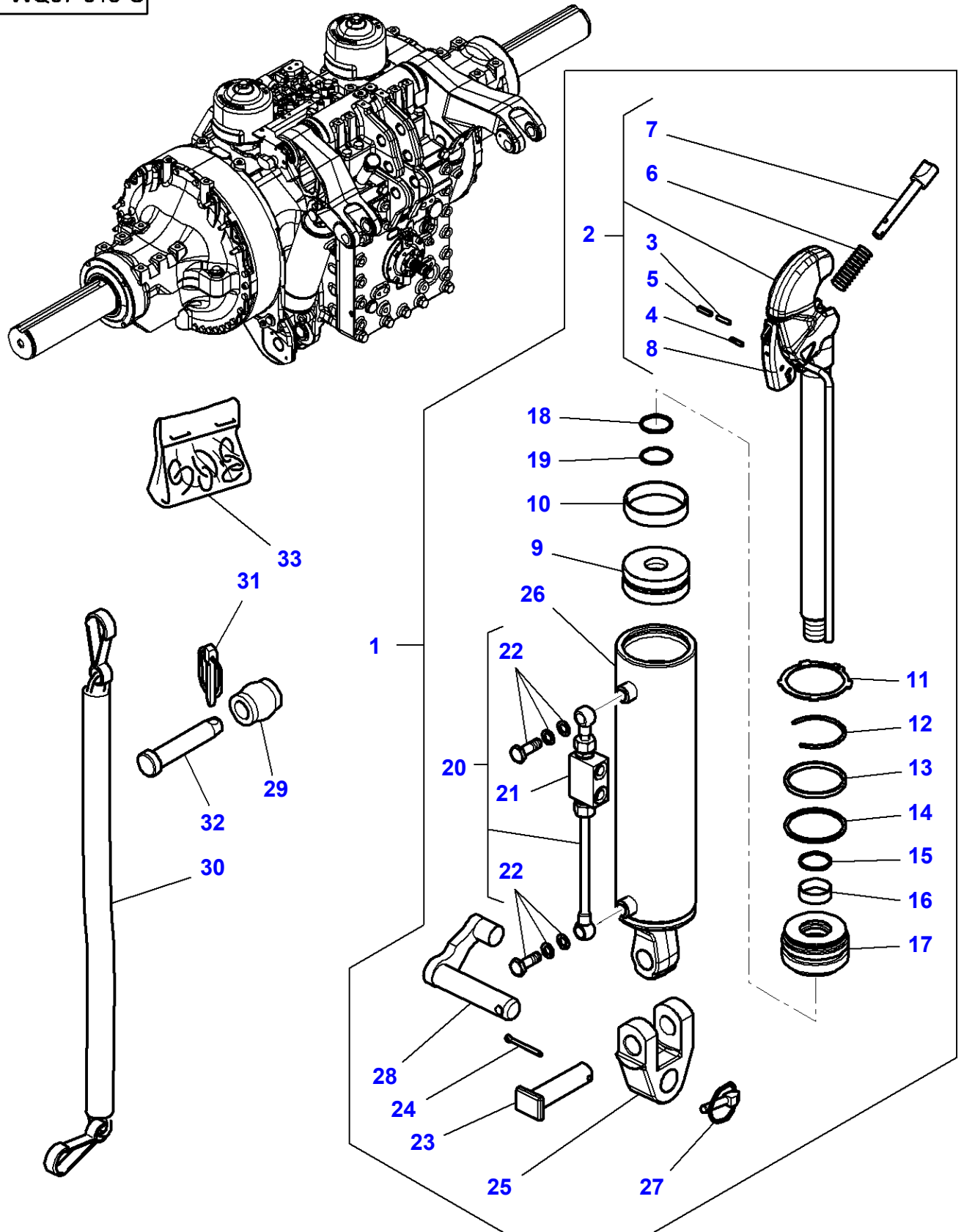


## Top Link With Hook End

Item	Part Number	Qty	Description	Comments
1	4280976M91	1	Drawbar	CAT. 3 Length 812/1030 MM
	4289678M91	1	Drawbar	CAT. 4 Length 816/1021 MM
2	4305328M91	1	Hook	(1) CAT. 3
	4304551M91	1	Hook	(1) CAT. 4
3	339608X1	2	Grease Nipple	(1)
4	1442967X1	1	Split Pin	(1)
5	4271225M1	1	Pin	(1)
6	4271224M1	1	Grip	(1)
7	339192X1	1	Roll Pin	(1)
8	4271557M1	1	Spring	(1)
9	4304486M1	1	Draglink	(1)
10	354092X1	1	Split Pin	(1)
11	F931.870.050.010	1	Fork Head	(1)
12	F931.870.050.020	1	Clevis Pin	(1)
13	3789540M1	2	Plug	(1)
14	4280977M1	1	Tube	(1) CAT. 3
	4289681M1	1	Tube	(1) CAT. 4
15	390538X1	1	Roll Pin	(2) Diameter 5 X 24 MM CAT. 3
	339080X1	1	Roll Pin	(2) Diameter 6 X 24 MM CAT. 4
16	1441741X1	1	Spirol Pin	(2) Diameter 6 X 20 MM CAT. 3
	339080X1	1	Roll Pin	(2) Diameter 6 X 24 MM CAT. 4
17	F199.870.050.030	1	Comp.Spring	(2) CAT. 3
	4305260M1	1	Spring	(2) CAT. 4
18	F199.870.050.040	1	Pin	(2) CAT. 3
	4305261M1	1	Pin	(2) CAT. 4
19	F199.870.050.010	1	Lever	(2) CAT. 3
	4305262M91	1	Kit, Lever	(2) CAT. 4
20	339080X1	1	Roll Pin	(2) Diameter 6 X 24 MM
21	3582043M4	1	Clevis Pin	CAT 2/3
	367073X1	1	Clevis Pin	CAT 3
22	<b>3042433M1</b>	1	Toggle	CAT 2/3
	<b>4303393M1</b>	1	Toggle	CAT 3
	4304019M1	1	Toggle	CAT. 4-3
	4304020M1	1	Toggle	CAT. 4
23	3387161M2	1	Pin	
24	3619219M1	1	Chain	Length 3700 MM
	3903995M1	1	Chain	Length 1500 MM
25	H931.870.050.010	1	Bolt	
26	3387161M2	1	Pin	Diameter 12 X 45MM

MF 8650 TRACTOR - 3906210  
1-WQ07-015-C

1-WQ07-015-C



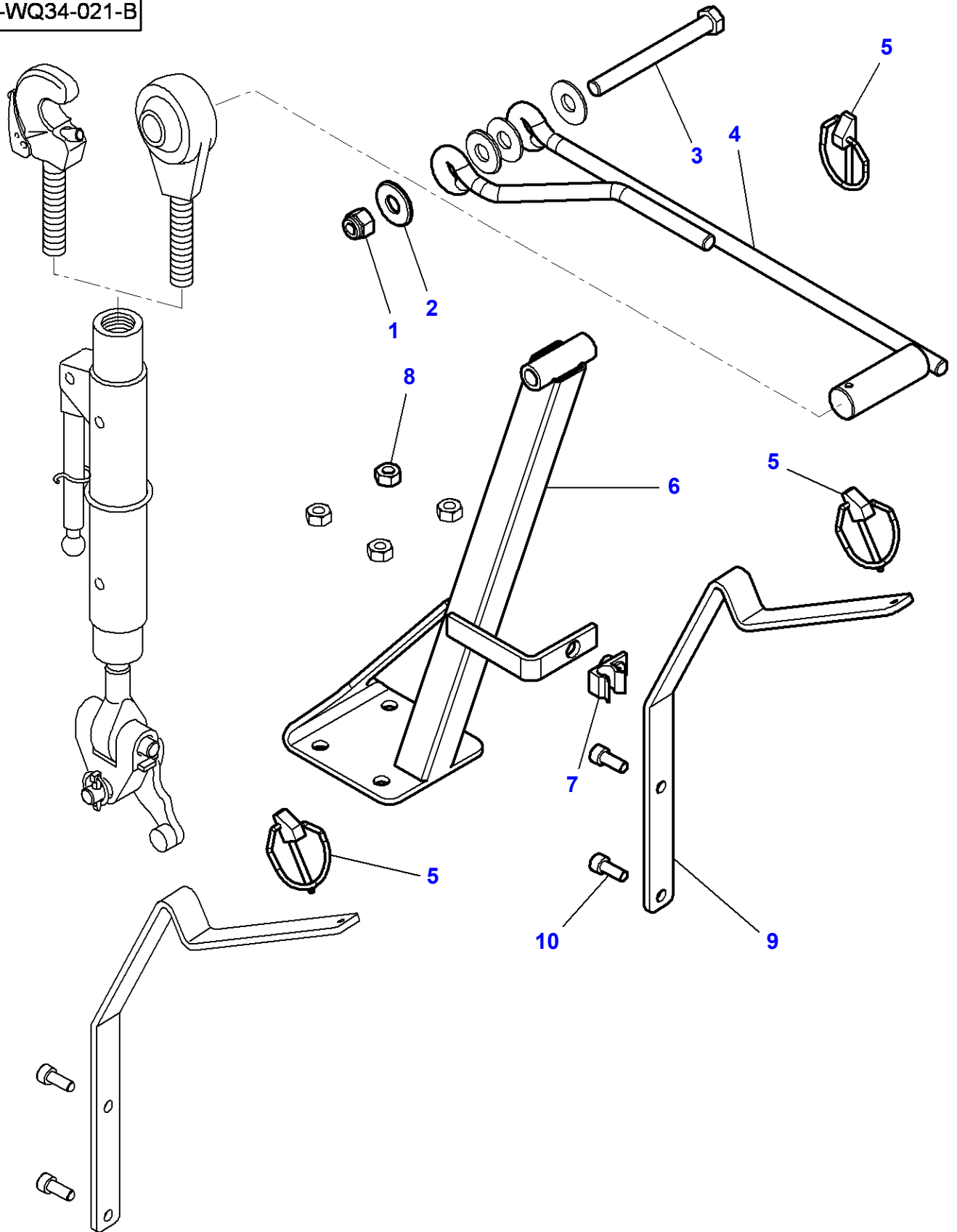
## Top Link With Hook End - Hydraulic

Item	Part Number	Qty	Description	Comments
1	4285640M91	1	Drawbar	CAT. 3
2	4285842M91	1	Hook	(1)
3	339080X1	1	Roll Pin	(2) Diameter 6 X 24 MM
4	390538X1	1	Roll Pin	(2) Diameter 5 X 24 MM
5	1441741X1	1	Spirol Pin	(2) Diameter 6 X 20 MM
6	F199.870.050.030	1	Comp.Spring	(2)
7	F199.870.050.040	1	Pin	(2)
8	F199.870.050.010	1	Lever	(2)
9	4285843M1	1	Piston	(1)
10		1	Gasket	(1) Not serviced,order REF. 26
11	4285853M1	1	Circlip	(1)
12	4285852M1	1	Ring	(1)
13		1	Gasket	(1)
14		1	Oil Seal	(1) Not serviced,order REF. 26
15		1	Wiper	(1) Not serviced,order REF. 26
16		1	Gasket	(1) Not serviced,order REF. 26
17	4285844M1	1	Head	(1)
18	4285835M2	1	Cowl	(1)
19		1	O Ring	(1) Not serviced,order REF. 26
20	F931.870.051.150	1	Non Return Valve	(1)
21	4285845M1	1	Lock Valve	(20)
22	4285854M1	1	Kit, Repair	(20)
23	F931.870.050.020	1	Clevis Pin	(1)
24	354092X1	1	Split Pin	(1)
25	4271222M1	1	Clevis	(1)
26	4285855M1	1	Decal	(1)
27	3387161M2	1	Pin	
28	H931.870.050.010	1	Bolt	
29	<b>3042433M1</b>	1	Toggle	CAT. 2/3
	<b>4303393M1</b>	1	Toggle	CAT. 3
30	3619219M1	1	Chain	Length 3700 MM
	3903995M1	1	Chain	Length 1500 MM
31	3387161M2	1	Pin	
32	3582043M4	1	Clevis Pin	CAT. 2/3
	367073X1	1	Clevis Pin	CAT. 3
33	3905509M91	1	Kit, Repair	



MF 8650 TRACTOR - 3906210  
1-WQ34-021-B

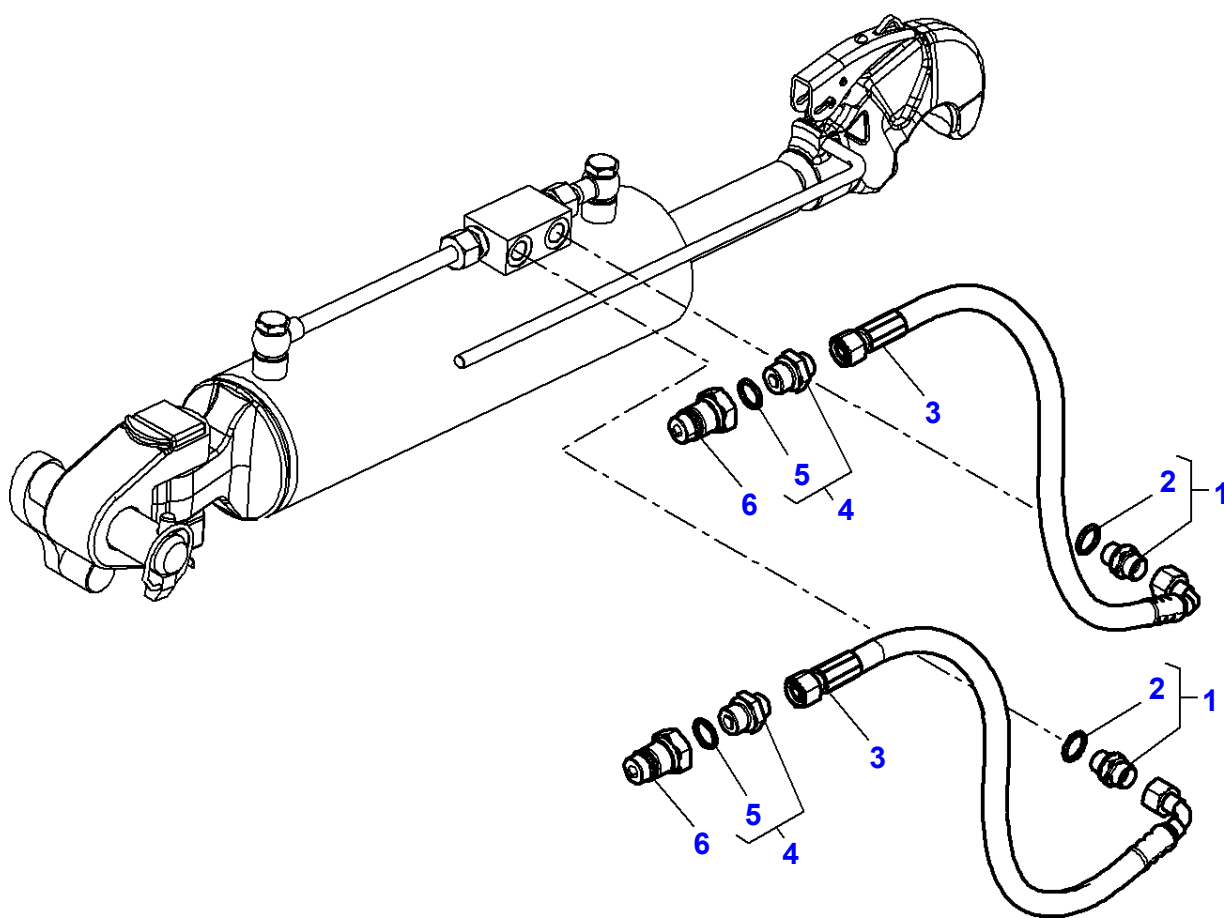
1-WQ34-021-B



**Massey Ferguson****MF 8650 TRACTOR - 3906210****3906210****Page040-0030****Top Link Lock**

<b>Item</b>	<b>Part Number</b>	<b>Qty</b>	<b>Description</b>	<b>Comments</b>
1	1440330X1	1	Locknut	
2	391212X1	4	Flat Washer	
3	3015344X1	1	Hex Cap Screw	M12 X 115
4	4291907M4	1	Stem	
5	<b>3011024X1</b>	3	Pin	Diameter 5 X 42 MM
6	4292027M7	1	Support	
7	3798993M1	1	Clip	
8	339402X1	4	Nut	M10
9	4295846M1	2	Strap	
10	3010509X1	4	Screw	M8 X 20

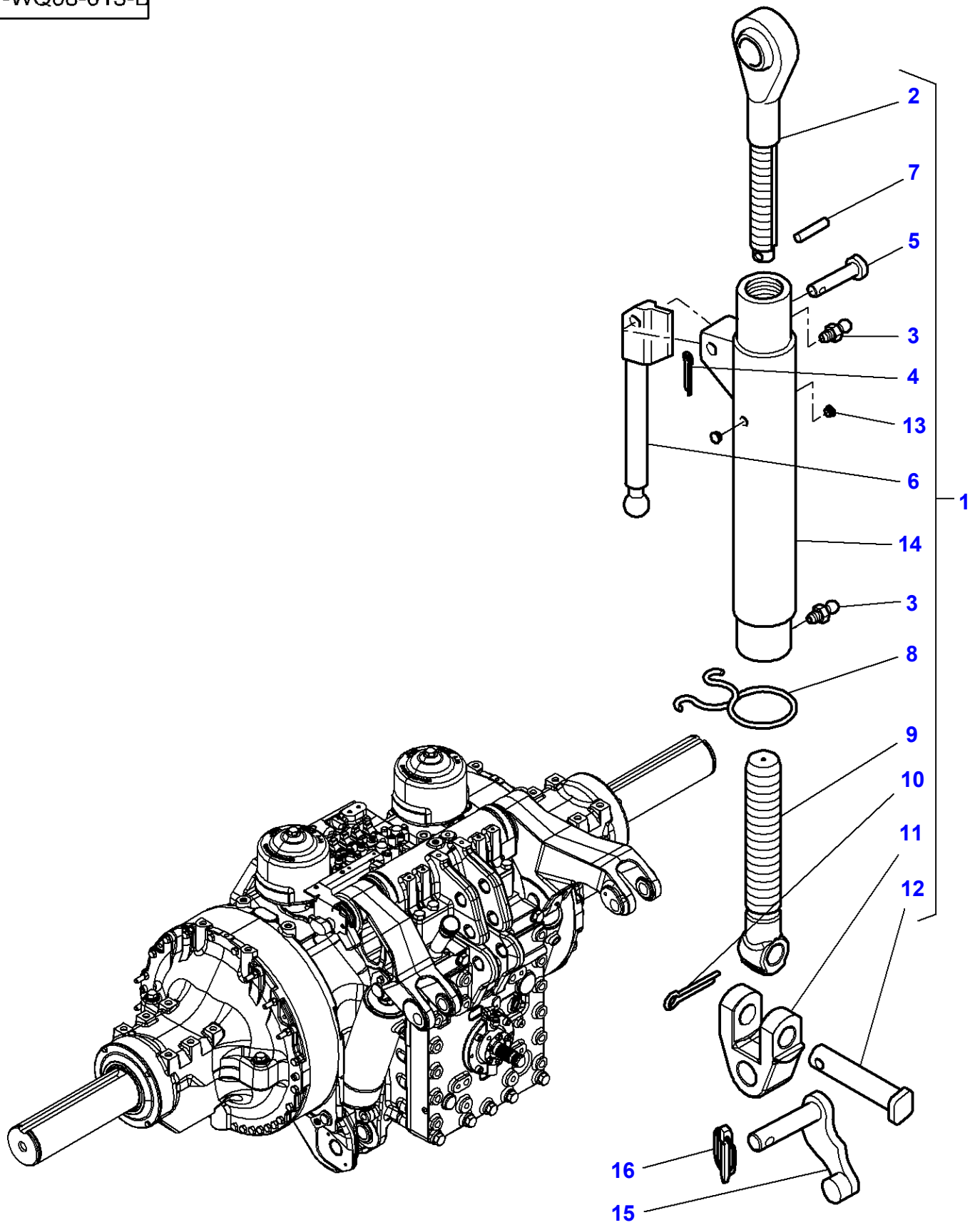
1-WQ07-017-A



**Massey Ferguson****MF 8650 TRACTOR - 3906210****3906210****Top Link With Hook End - Hydraulic****Page040-0035**

<b>Item</b>	<b>Part Number</b>	<b>Qty</b>	<b>Description</b>	<b>Comments</b>
1	3001345X91	2	Union	
2	3019396X1	1	O Ring	(1)
3	4298061M1	2	Hydr. Hose	
4	338769X91	2	Union	
5	3011154X1	1	Gasket	(4)
6	<b>4293710M1</b>	2	Male Coupler	

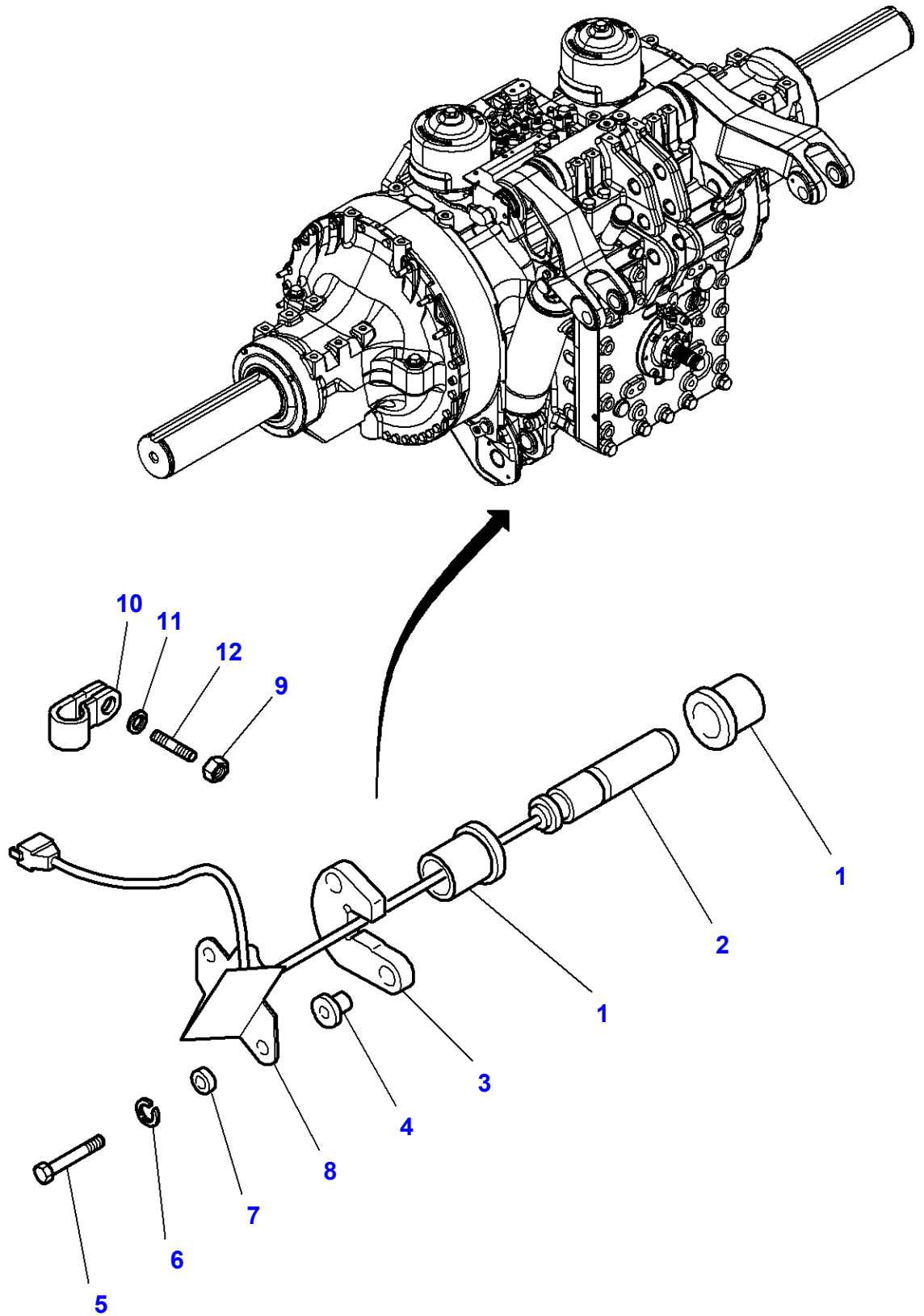
1-WQ08-013-B



**Massey Ferguson****MF 8650 TRACTOR - 3906210****3906210****Page040-0040****Top Link With Ball End**

<b>Item</b>	<b>Part Number</b>	<b>Qty</b>	<b>Description</b>	<b>Comments</b>
1	4295829M91	1	Top Link	CAT 3 Length 672/956 MM
2	4275809M91	1	Draglink	(1) CAT 3
3	339608X1	2	Grease Nipple	(1)
4	1442967X1	1	Split Pin	(1)
5	4271225M1	1	Pin	(1)
6	4271224M1	1	Grip	(1)
7	339192X1	1	Roll Pin	(1)
8	4271557M1	1	Spring	(1)
9	4304486M1	1	Draglink	(1)
10	354092X1	1	Split Pin	(1)
11	F931.870.050.010	1	Fork Head	(1)
12	F931.870.050.020	1	Clevis Pin	(1)
13	3789540M1	2	Plug	(1)
14	4295828M1	1	Tube	(1)
15	H931.870.050.010	1	Bolt	
16	3387161M2	1	Pin	Diameter 12 X 45MM

1-WQ11-009-A

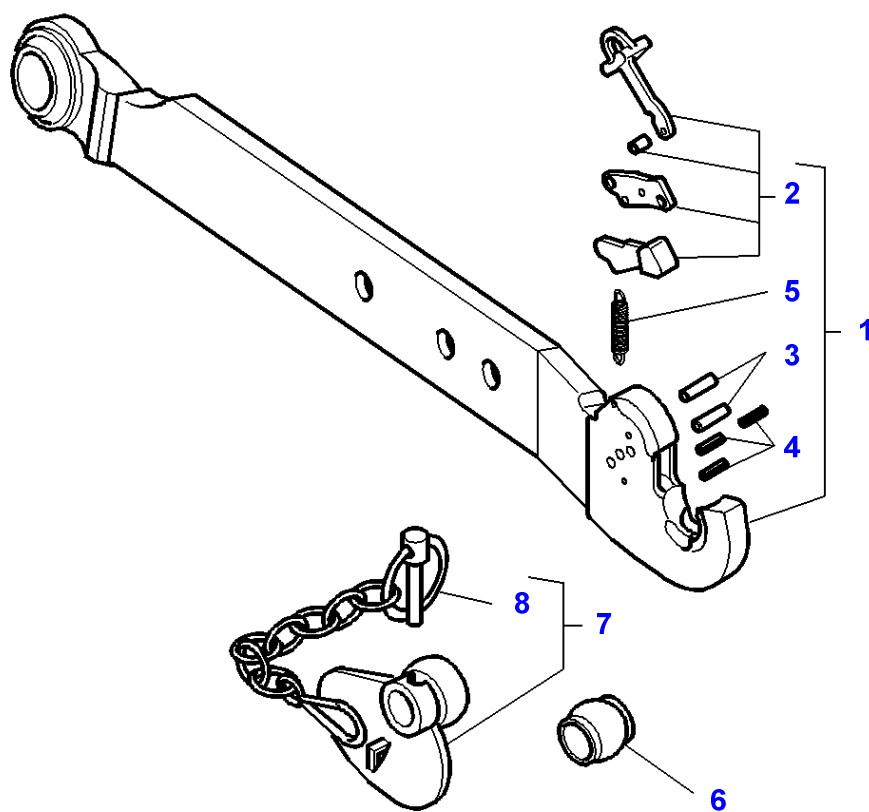


**Massey Ferguson****MF 8650 TRACTOR - 3906210****3906210****Page040-0045****Sensing Pin**

<b>Item</b>	<b>Part Number</b>	<b>Qty</b>	<b>Description</b>	<b>Comments</b>
1	903860070010	4	Bush	
2	<b>3716981M2</b>	2	Inductive Sensor	
3	903860070020	2	Locking Plate	
4	199860070010	4	Bush	
5	3014177X1	4	Screw	M10 X 50
6	339376X1	4	Flat Washer	
7	281880010070	4	Ring	
8	816860070030	1	Protection.	Left Hand
	816860070040	1	Protection.	Right Hand
9	1440207X1	2	Nut	
10	3389841M1	2	Clip	
11	390971X1	2	Flat Washer	
12	3011669X1	2	Stud	M6 X 16



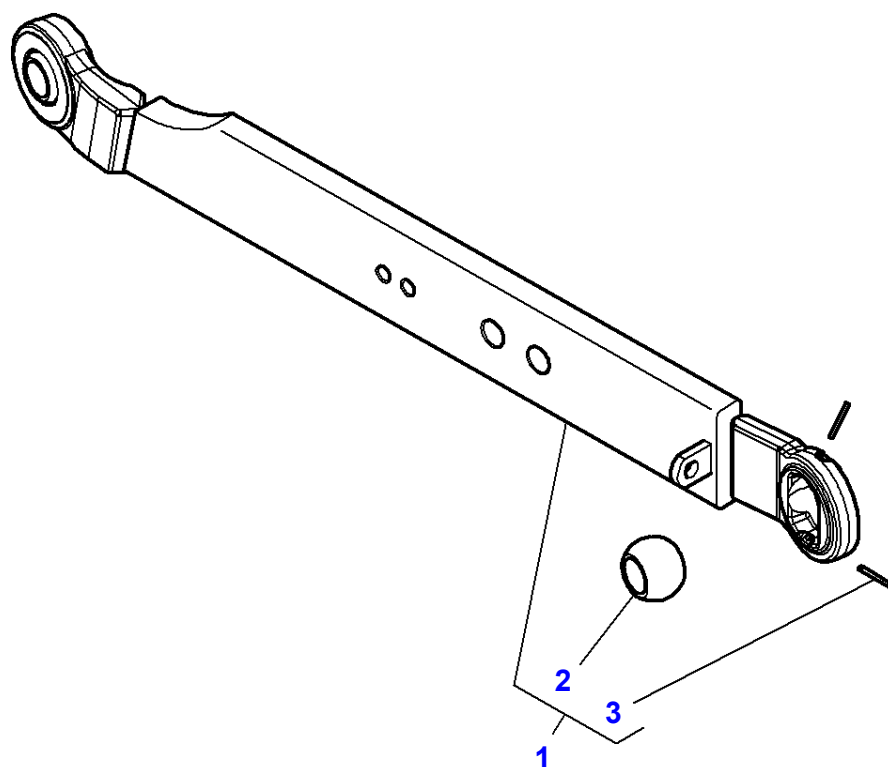
1-WQ09-007-A



## Lower Bar With Hook

Item	Part Number	Qty	Description	Comments
1	4282583M91	1	Bar	Left Hand CAT. 3
	4282585M91	1	Bar	Right Hand CAT. 3
	4285622M91	1	Bar	Left Hand CAT. 4
	4285620M91	1	Bar	Right Hand CAT. 4
2	3903954M91	1	Kit, Lever	(1) CAT. 3
	3905500M91	1	Kit, Lever	(1) CAT. 4
3	3903948M91	1	Kit, Roll Pins	(1) CAT. 3
	3905498M91	1	Kit, Roll Pins	(1) CAT. 4
4	3903947M91	1	Pin	(1) CAT. 3
	3905497M91	1	Kit, Roll Pins	(1) CAT. 4
5	3788565M1	1	Spring	(1) CAT. 3
	3905499M1	1	Spring	(1) CAT. 4
6	<b>3042430M1</b>	2	Toggle	CAT. 2/3
	<b>4303395M1</b>	2	Toggle	CAT. 3
	4304021M1	2	Toggle	CAT. 4/3
	4304022M1	2	Toggle	CAT. 4
7	<b>3042427M1</b>	2	Toggle	CAT. 2/3
	<b>3042428M1</b>	2	Toggle	CAT. 3
8	F281.870.062.052	1	Lynch Pin 11mm	(7)

1-WQ06-005-C

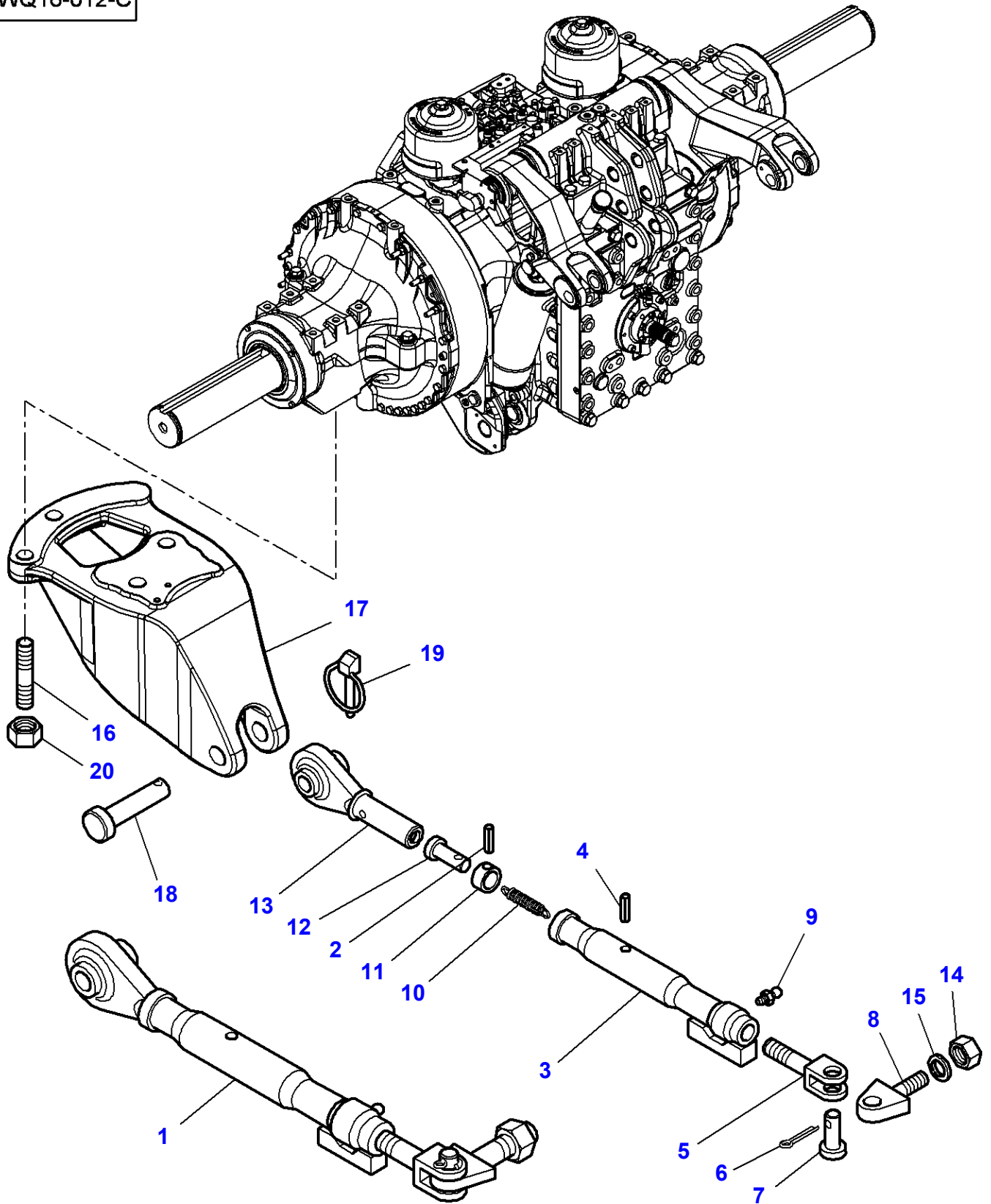


**Massey Ferguson****MF 8650 TRACTOR - 3906210****3906210****Page040-0055****Lower Bar With Toggle**

<b>Item</b>	<b>Part Number</b>	<b>Qty</b>	<b>Description</b>	<b>Comments</b>
1	4289012M91	1	Bar	Right Hand CAT. 3 Length 130 X1093 MM
	4289013M91	1	Bar	Left Hand CAT. 3 Length 130 X 1093 MM
	4295289M91	1	Drawbar	Up to Serial or Engine Number 19-MAY-2009 Left Hand Length 130 x 950MM
	4295290M91	1	Drawbar	Up to Serial or Engine Number 19-MAY-2009 Right Hand Length 130 x 950 MM
	4298956M91	1	Drawbar	From Serial or Engine Number 20-MAY-2009 Left Hand Length 130 X 1010 MM
	4298958M91	1	Drawbar	From Serial or Engine Number 20-MAY-2009 Right Hand Length 130 X 1010 MM
2	<b>4303395M1</b>	1	Toggle	(1)
3	391290X1	2	Roll Pin	(1)

MF 8650 TRACTOR - 3906210  
1-WQ16-012-C

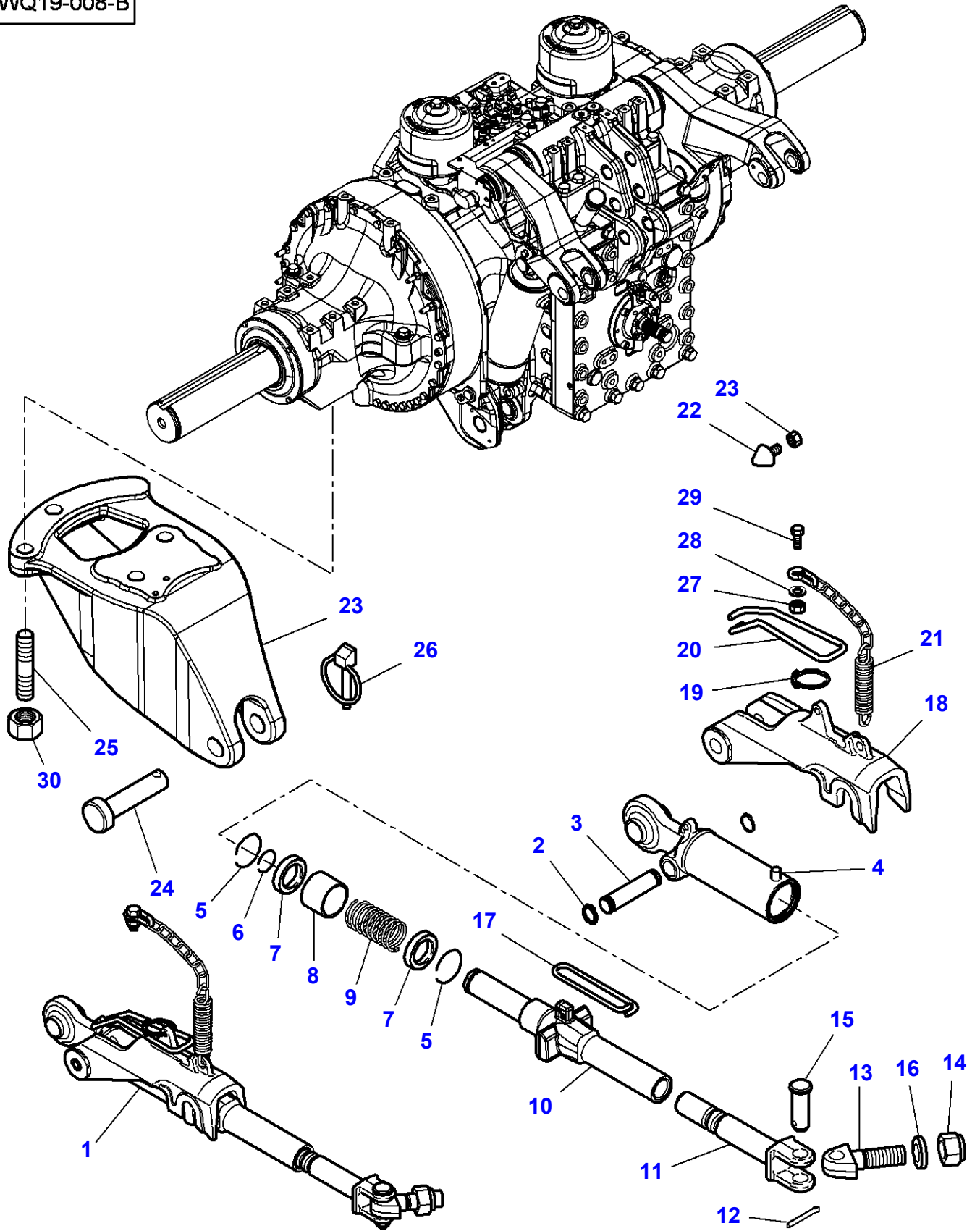
1-WQ16-012-C



**Tube Stabilizers**

<b>Item</b>	<b>Part Number</b>	<b>Qty</b>	<b>Description</b>	<b>Comments</b>
1	4280975M92	2	Stabiliser	Length 526/626 MM
2	391290X1	1	Roll Pin	(1) Diameter 5 X 30
3	4280126M92	1	Tube	(1)
4	3819644M1	1	Spirol Pin	(1) Diameter 8 X 50
5	4287418M1	1	Clevis	(1)
6	391371X1	1	Split Pin	(1) Diameter 5 X 40
7	3019228X1	1	Clevis Pin	(1)
8	4280125M1	1	Clevis	(1)
9	339608X1	1	Grease Nipple	(1)
10	3615711M1	1	Spring	(1)
11	3615709M1	1	Sleeve	(1)
12	3615710M1	1	Clevis Pin	(1)
13	3794411M91	1	Toggle	(1)
14	3010067X1	1	Locknut	(1)
15	4271602M1	1	Washer	(1)
16	3014318X1	8	Stud	M20 X 80
17	4288723M1	1	Support	Left Hand
	4288724M1	1	Support	Right Hand
18	3582043M4	2	Clevis Pin	
19	3792034M1	2	Pin	
20	3014324X1	8	Nut	

1-WQ19-008-B



**Massey Ferguson**  
**MF 8650 TRACTOR - 3906210**

3906210

Page 040-0065

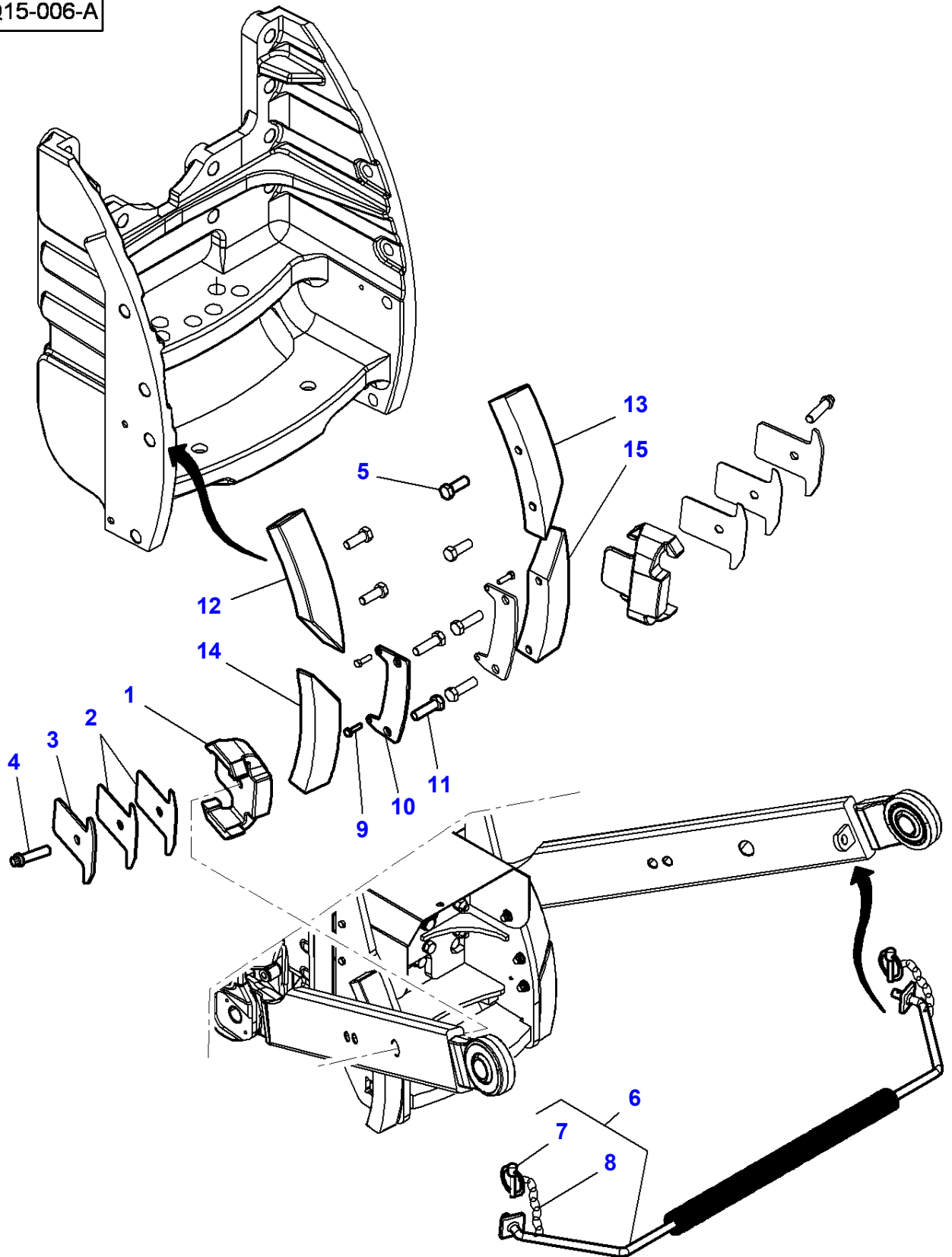
**Automatic Stabilizers**

Item	Part Number	Qty	Description	Comments
1	4288968M91	2	Stabiliser	
2		2	Circlip	[A] (1)
3	4294522M1	1	Clevis Pin	(1)
4	4271696M1	1	Toggle	(1)
5	4271690M1	2	Bush	(1)
6	4271694M1	1	Bush	(1)
7	4271691M1	2	Spacer	(1)
8	4271693M1	1	Spacer	(1)
9	4271692M1	1	Spring	(1)
10	4288972M91	1	Tube	(1)
11	4271708M2	1	Clevis	(1)
12	391371X1	1	Split Pin	(1)
13	4280125M1	1	Clevis	(1)
14	3010067X1	1	Locknut	(1)
15	3019228X1	1	Clevis Pin	(1)
16	4271602M1	1	Washer	(1)
17	4271689M1	1	Spring	(1)
18	4288971M1	1	Latch	(1)
19	4271700M1	1	Ring	(1)
20	4271695M1	1	Grip	(1)
21	4271703M92	1	Chain	(1)
22	4288337M2	2	Stop	
23	4288723M1	1	Support	Left Hand
	4288724M1	1	Support	Right Hand
24	3582043M4	2	Clevis Pin	
25	3014318X1	8	Stud	M20 X 80
26	3792034M1	2	Pin	
27	339169X1	4	Nut	M8
28	391039X1	2	Flat Washer	
29	339761X1	2	Hex Cap Screw	M8 X 25
30	3014324X1	8	Nut	

**FOOTNOTE [A] NUMBER TO BE ADVISED**



1-WQ15-006-A

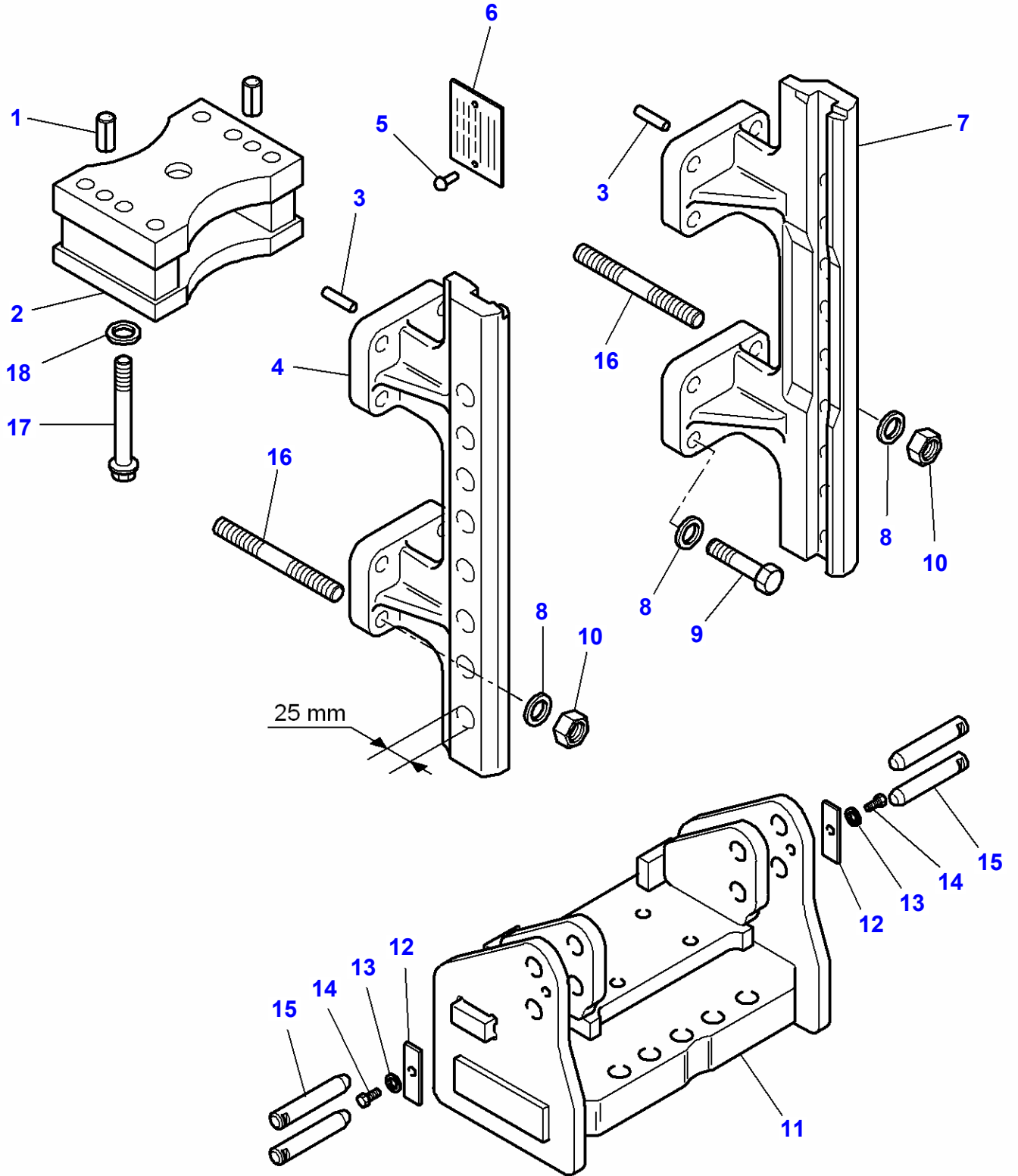


## Shoe Stabilizers

Item	Part Number	Qty	Description	Comments
1	4296856M1	2	Shoe	
2	926871040080	4	Base Plate	Thickness 2MM
3	926871040070	2	Base Plate	Thickness 6MM
4	3009805X1	2	Screw Metric	M16 X 60
5	3010885X1	4	Hex Cap Screw	Up to Serial or Engine Number U160035 M16 X 45
	339275X1	4	Hex Cap Screw	From Serial or Engine Number U160036 M16 X 35
6	3792237M1	1	Spring	
7	3105774M1	2	Pin	(6)
8	3105772M1	2	Ring	(6)
9	339337X1	4	Hex Cap Screw	M8 X 30
10	926871040060	2	Plate	
11	3384131M1	4	Hex Cap Screw	M16 X 55
12	4295838M1	1	Shoe	Left Hand Top
13	4295839M1	1	Shoe	Right Hand Top
14	4295840M1	1	Shoe	Left Hand Bottom
15	4295841M1	1	Shoe	Right Hand Bottom

MF 8650 TRACTOR - 3906210  
1-WQ36-027-C

1-WQ36-027-C

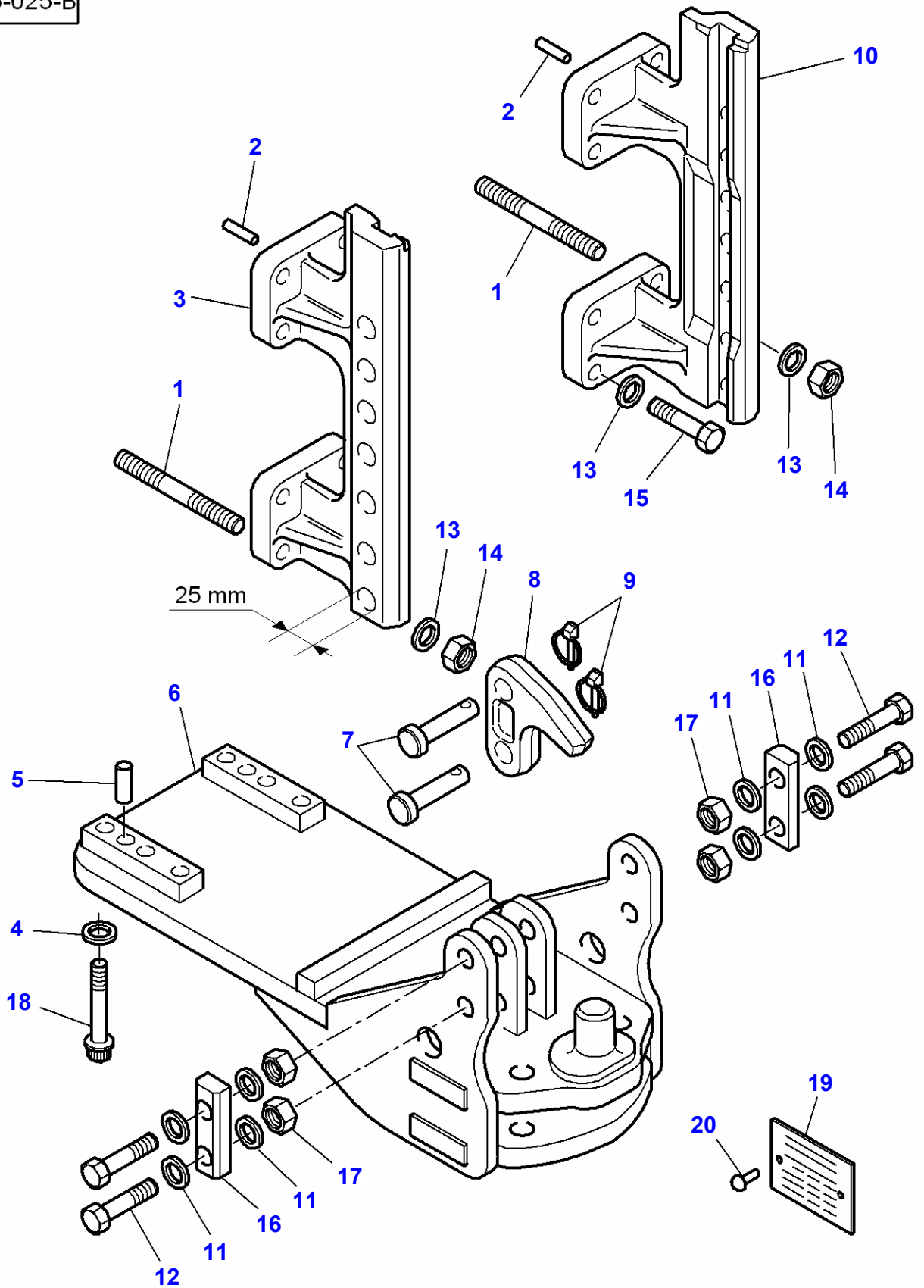


**Massey Ferguson****MF 8650 TRACTOR - 3906210****3906210****Swinging Drawbar Support - ISO STANDARD - Up To DIAMETER 25 MM****Page040-0075**

<b>Item</b>	<b>Part Number</b>	<b>Qty</b>	<b>Description</b>	<b>Comments</b>
1	X505.585.617.000	2	Dowel	
2	H920.500.120.100	1	Fulcrum	
3	X505.559.459.000	4	Dowel	
4	816.500.060.012	1	Slide Rail	Left Hand
5	X419.432.887.000	2	Nail, Notched	
6	816.500.060.090	1	Identity Plate	
7	816.500.060.022	1	Slide Rail	Right Hand
8		X	Not Used	
9	3011517X1	8	Hex Cap Screw	M18 X 55
10	3011390X1	8	Nut	
11	H916.501.120.102	1	Frame	
12	716.501.120.200	2	Locking Plate	
13	339374X1	2	Lock Washer	
14	339123X1	2	Hex Cap Screw	M8 X 20
15	916.501.120.030	2	Pin	
16	3011546X1	8	Stud	M18 X 135
17	3011194X1	6	Screw	M20 X 150
18	385365X1	6	Flat Washer	Diameter 20-37 X 5

MF 8650 TRACTOR - 3906210  
1-WQ36-025-B

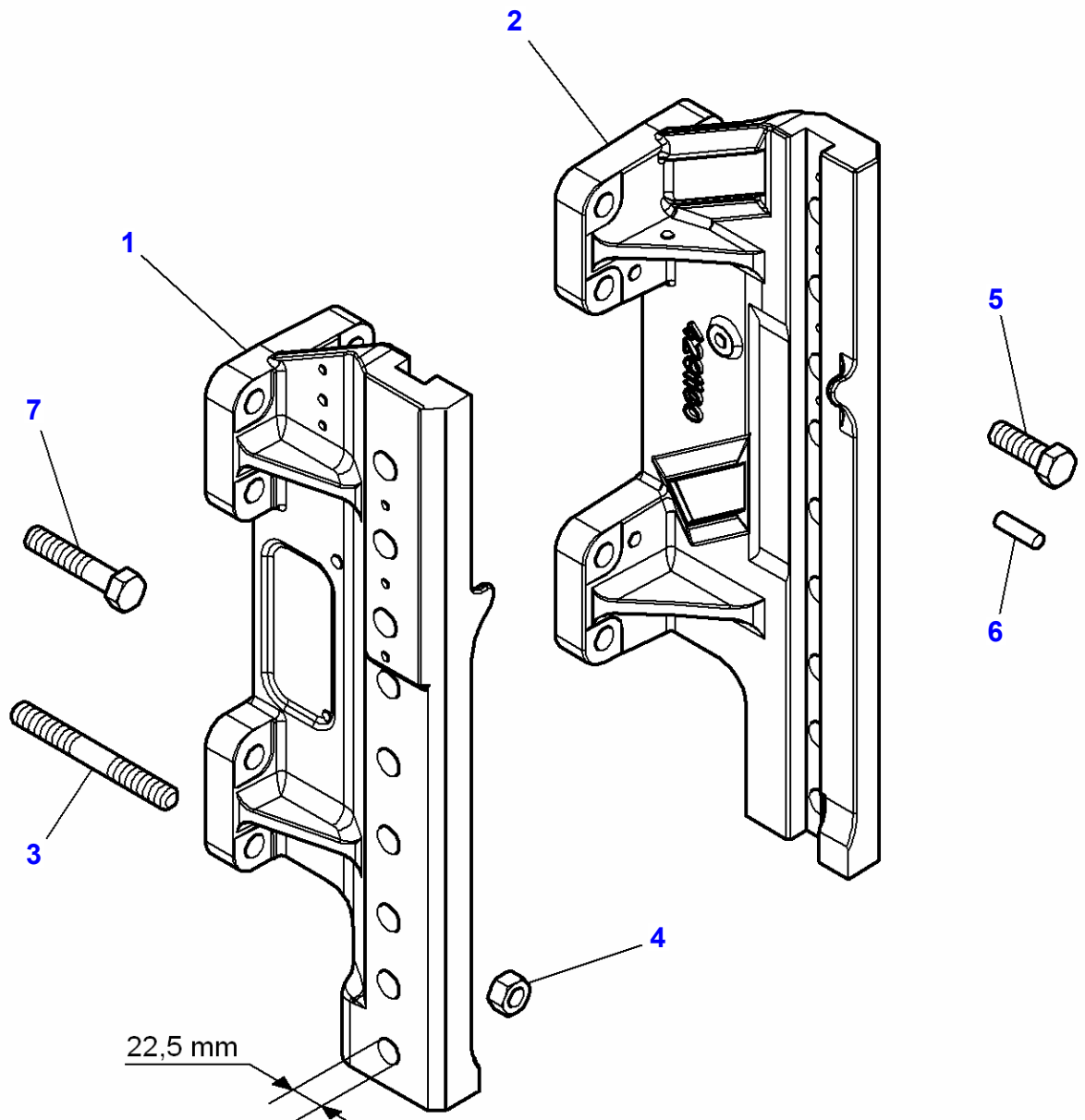
1-WQ36-025-B



**Massey Ferguson****MF 8650 TRACTOR - 3906210****3906210****Swinging Drawbar Support - ISO STANDARD - Up To DIAMETER 25 MM****Page040-0080**

<b>Item</b>	<b>Part Number</b>	<b>Qty</b>	<b>Description</b>	<b>Comments</b>
1	3011546X1	8	Stud	M18 X 135
2	X505.559.459.000	4	Dowel	
3	816.500.060.041	1	Slide Rail	Left Hand
4	385365X1	6	Flat Washer	
5	X505.585.617.000	2	Dowel	
6	4271570M92	1	Support	
7	3797361M1	2	Clevis Pin	
8	4307986M1	1	Hook	
9	3382824M1	2	Pin	
10	816.500.060.051	1	Slide Rail	Right Hand
11	3010505X1	8	Washer	
12	3580796M1	4	Hex Cap Screw	M22 X 100
13	339648X1	16	Spring Washer	
14	3011390X1	8	Nut	
15	3011517X1	8	Hex Cap Screw	M18 X 55
16	4271601M1	2	Thruster	
17	3581642M1	4	Nut	
18	3010563X1	6	Screw	M20 X 90
19	816.500.060.090	1	Identity Plate	
20	X419.432.887.000	2	Nail, Notched	

1-WQ30-003-C



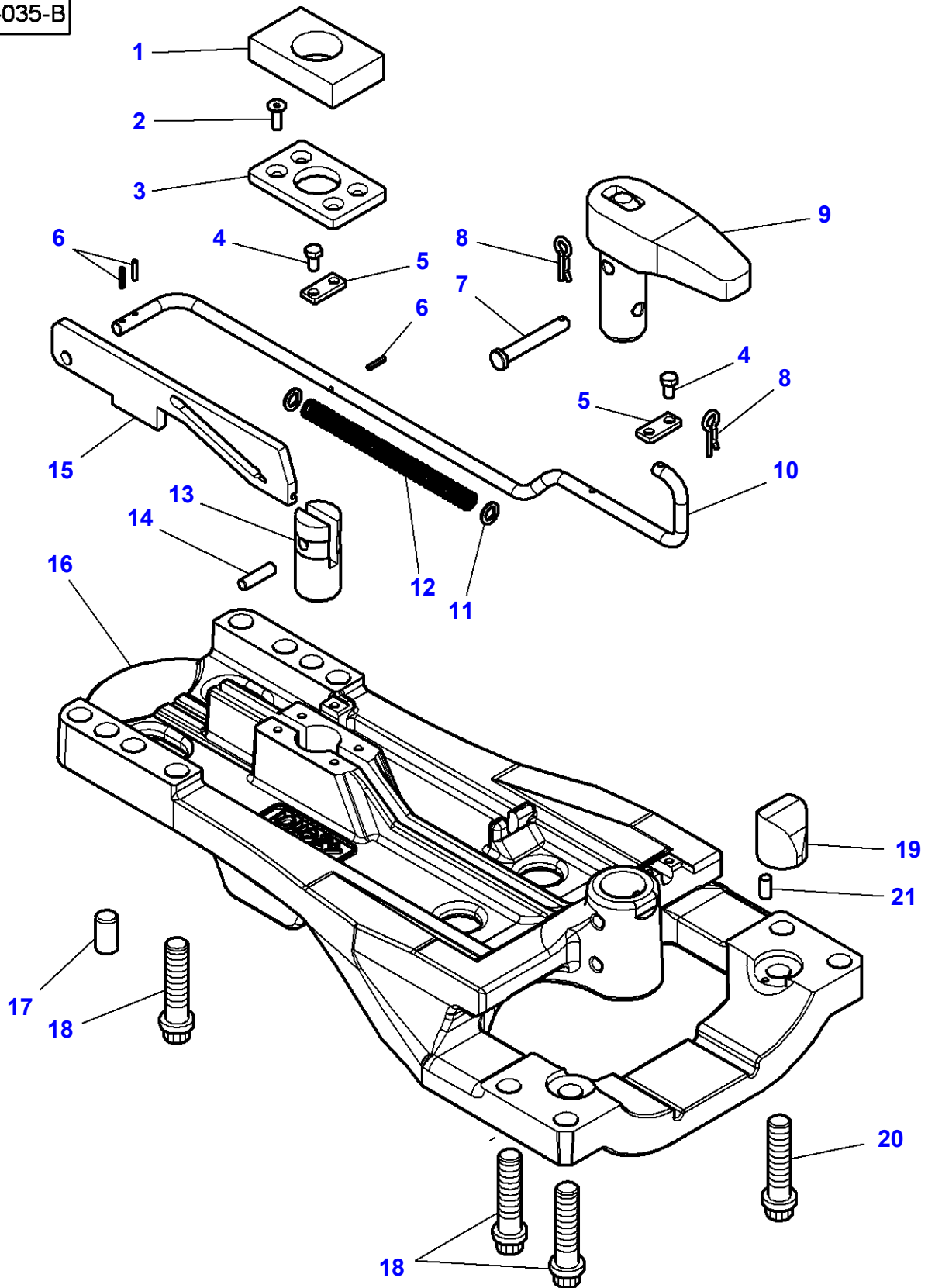
**Massey Ferguson****MF 8650 TRACTOR - 3906210****3906210****Long Hay Ladder - ISO STANDARD - FROM DIAMETER 22,5 MM****Page040-0085**

<b>Item</b>	<b>Part Number</b>	<b>Qty</b>	<b>Description</b>	<b>Comments</b>
1	4291099M5	1	Ladder	Left Hand
2	4291100M3	1	Ladder	Right Hand
3	3011546X1	8	Stud	M18 X 135
4	3011390X1	8	Nut	
5	3011517X1	8	Hex Cap Screw	M18 X 55
6	X505.559.459.000	4	Dowel	
7	3011545X1	4	Hex Cap Screw	M18 X 110



MF 8650 TRACTOR - 3906210  
1-WQ36-035-B

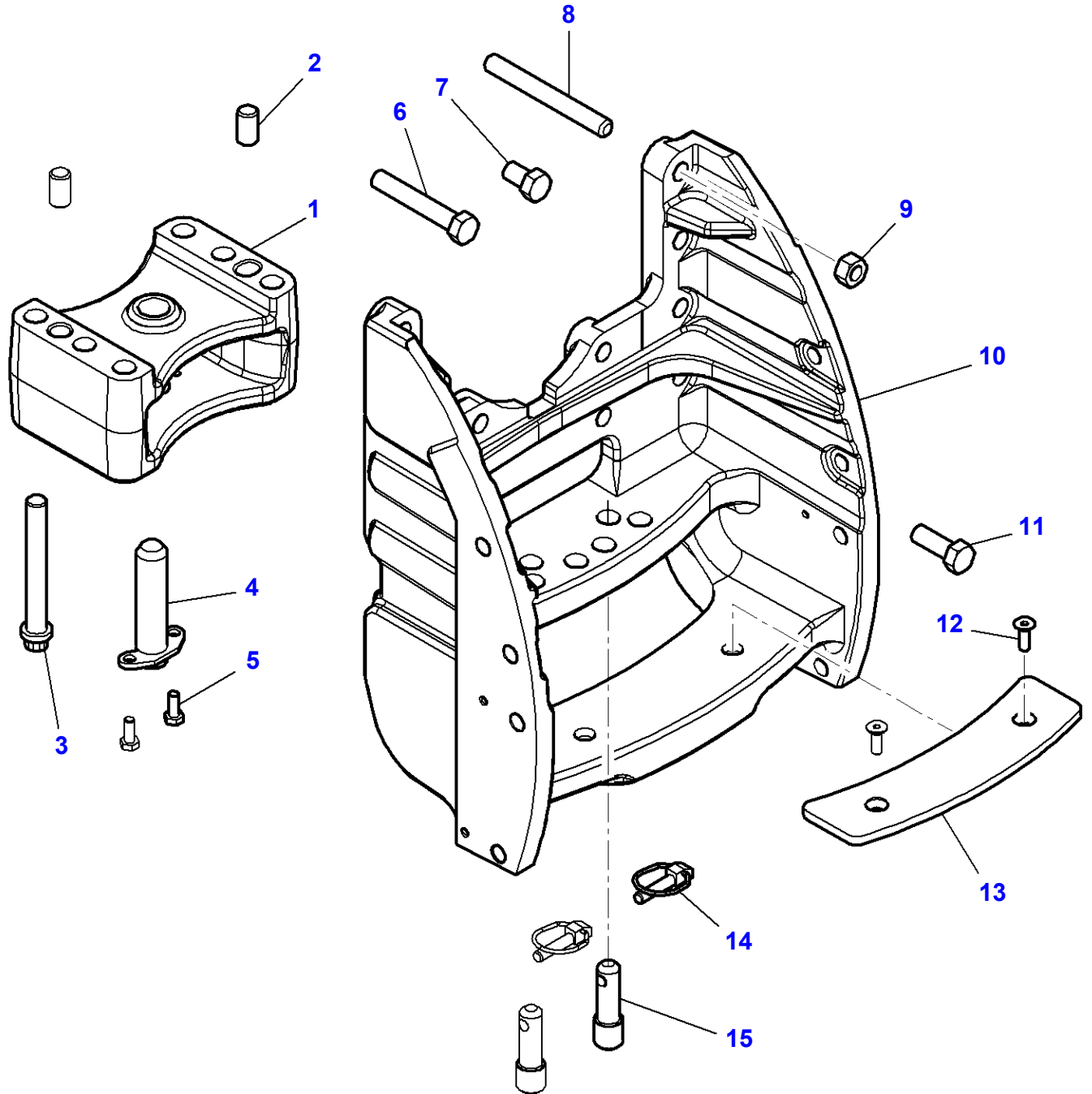
1-WQ36-035-B



**Massey Ferguson****MF 8650 TRACTOR - 3906210****3906210****Swinging Drawbar Support - ISO STANDARD****Page 040-0090**

<b>Item</b>	<b>Part Number</b>	<b>Qty</b>	<b>Description</b>	<b>Comments</b>
1	4295939M1	1	Foam	
2	3012034X1	4	Screw	M8 X 25
3	4291102M2	1	Cap	
4	339124X1	4	Hex Cap Screw	M8 X 16
5	4291118M1	2	Cap	
6	339548X1	3	Roll Pin	
7	4291095M2	1	Clevis Pin	
8	377175X1	2	Hair Pin	
9	4295483M4	1	Latch	
10	4289265M3	1	Pull	
11	1444351X1	2	Washer	
12	4291239M3	1	Spring	
13	4289264M3	1	Clevis Pin	
14	4291096M1	1	Clevis Pin	
15	4289263M3	1	Cam	
16	4291101M8	1	Support	
17	X505.585.617.000	2	Dowel	
18	3010434X1	10	Screw Metric	M20 X 80
19	4294882M3	2	Dowel	
20	3011168X1	2	Screw	M16 x 80
21	339548X1	2	Roll Pin	Diameter 4 x 20 MM

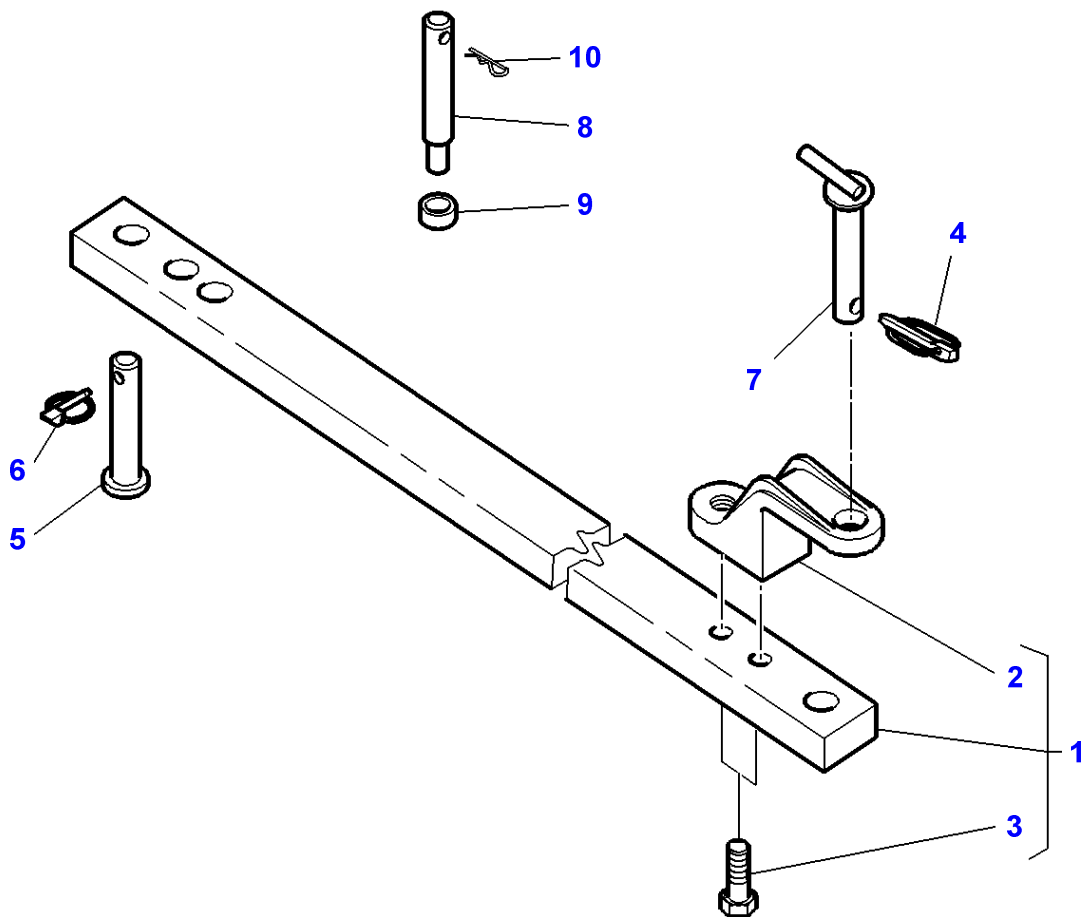
1-WQ36-036-A



**Massey Ferguson****MF 8650 TRACTOR - 3906210****3906210****Swinging Drawbar Support - SAE STANDARD****Page040-0095**

<b>Item</b>	<b>Part Number</b>	<b>Qty</b>	<b>Description</b>	<b>Comments</b>
1	4291749M1	1	Bearing Carrier	
2	X505.585.617.000	2	Dowel	
3	3011194X1	6	Screw	M20 x 150
4	H916.501.120.110	1	Plug.	
5	3009492X1	2	Hex Cap Screw	M10 x 25
6	3011545X1	3	Hex Cap Screw	M18 x110
	3014319X1	1	Screw	M16 X 165
7	3010014X1	2	Hex Cap Screw	M18 x 30
8	3011546X1	8	Stud	M18 x 135
9	3011390X1	8	Nut	
10	4291750M4	1	Support	
11	3011538X1	4	Hex Cap Screw	Up to Serial or Engine Number U160035 M18 x 50
	3011517X1	4	Hex Cap Screw	From Serial or Engine Number U160036 M18 X 55
12	3009452X1	2	Screw	M10 x 30
13	4293489M1	1	Plate	
14	3387161M2	2	Pin	Diameter 12 X 45
	3581687M1	1	Pin	Diameter 12 X 55
15	4295892M1	2	Clevis Pin	Diameter 12 X 45

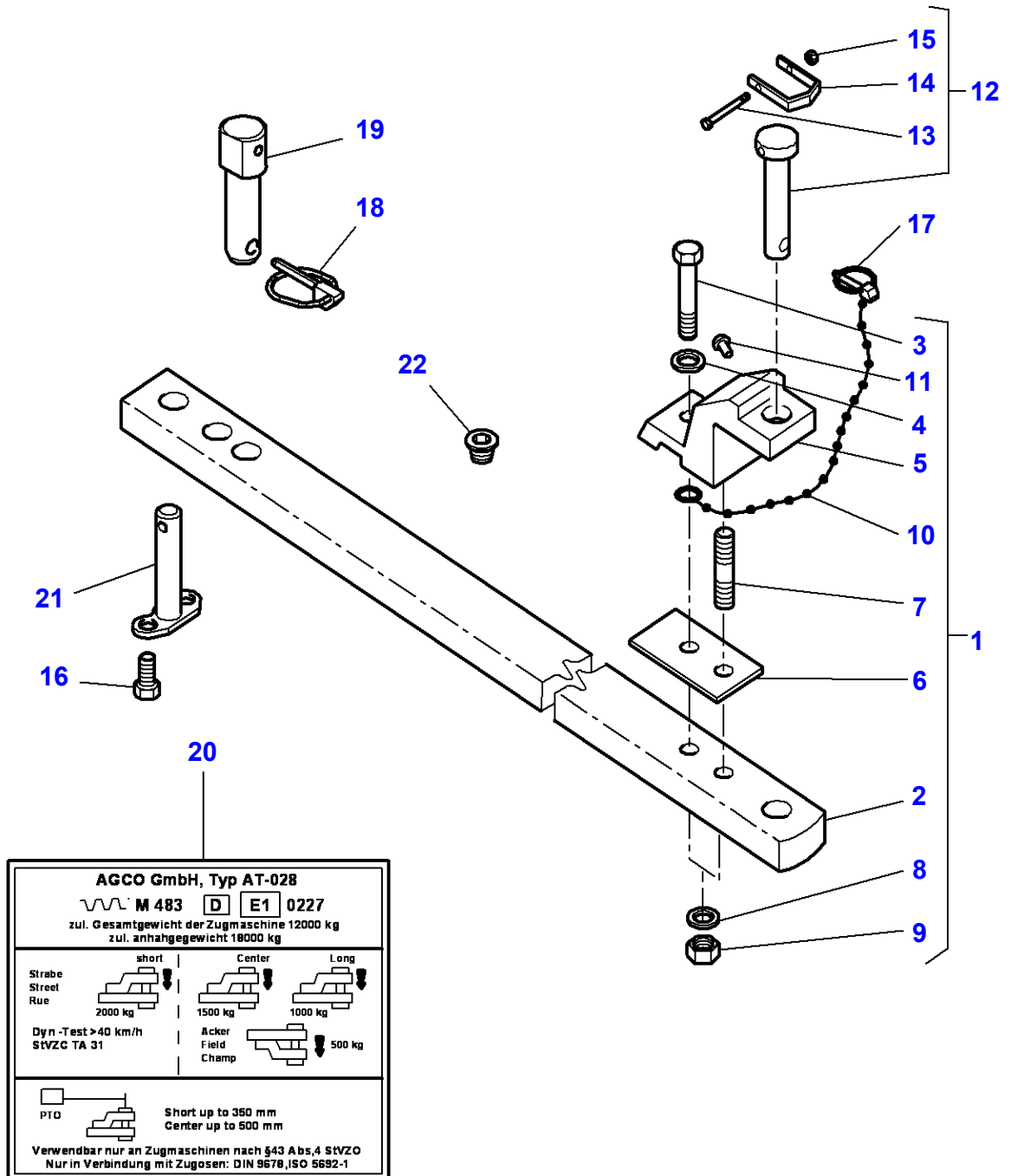
1-WQ12-026-A



**Massey Ferguson****MF 8650 TRACTOR - 3906210****3906210****Swinging Drawbar - ISO STANDARD****Page040-0100**

<b>Item</b>	<b>Part Number</b>	<b>Qty</b>	<b>Description</b>	<b>Comments</b>
1	4270650M91	1	Bar	50X80X720MM
2	3793414M1	1	Clevis	(1)
3	3011383X1	2	Hex Cap Screw	(1) M20 X 80
4	3792034M1	1	Pin	
5	3011338X1	1	Clevis Pin	Diameter 30MM
6	3382826M1	1	Pin	
7	<b>4272346M2</b>	1	Pin Hitch	Diameter 30X179MM
8	4270649M1	2	Clevis Pin	
9	4270652M1	2	Spacer	
10	3010334X1	2	Hair Pin	

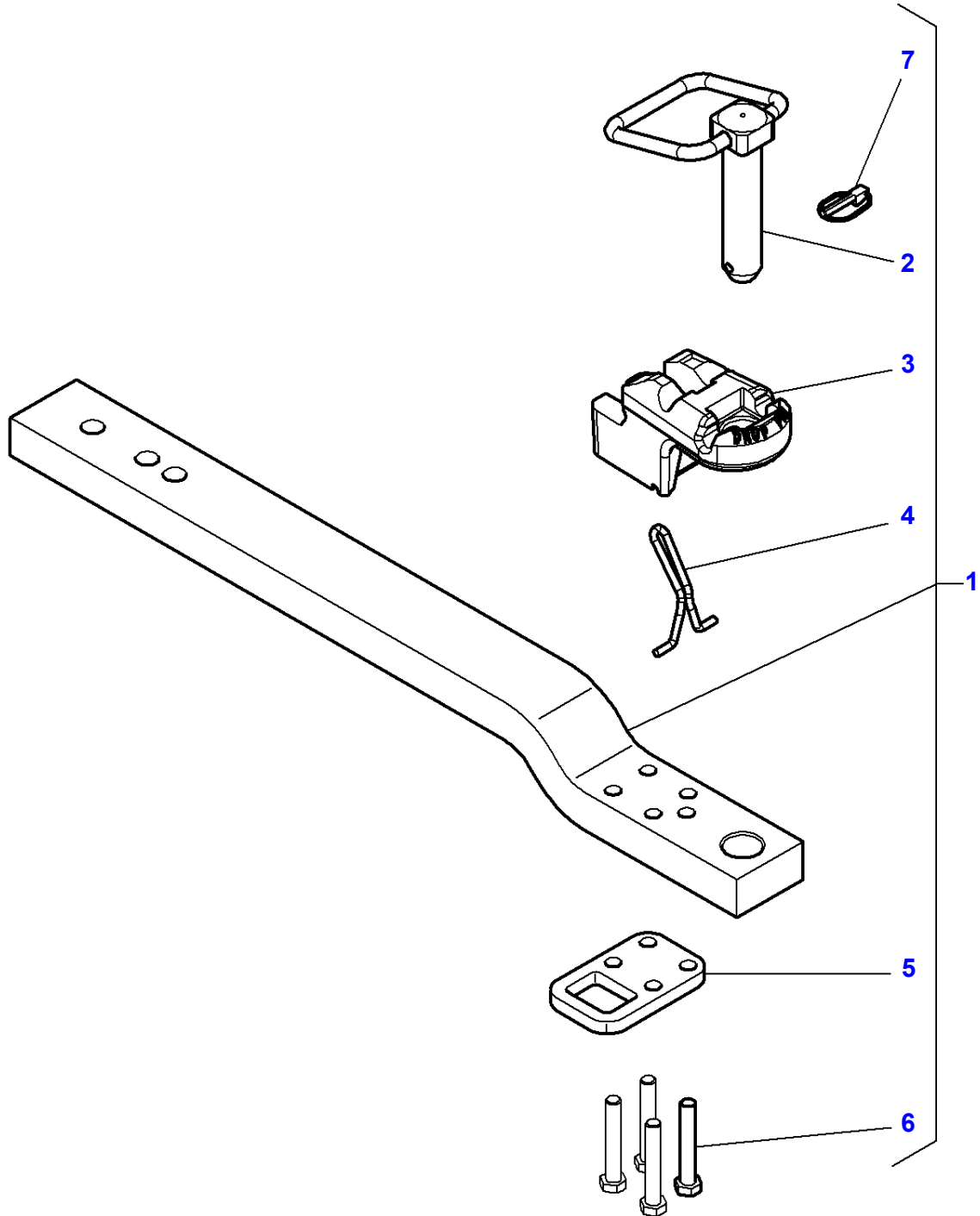
1-WQ12-028-C



Item	Part Number	Qty	Description	Comments
1	G716.501.120.070	1	Tie Rod	
2	716.501.120.630	1	Tie Rod	(1)
3	X486.546.501.000	1	Screw	(1) M16X90
4	X520.806.601.000	1	Lock Washer	(1)
5	716.501.120.640	1	Coupler Head	(1)
6	716.501.120.620	1	Chock	(1)
7	920.501.120.100	1	Stud	(1)
8	X520.808.401.000	1	Lock Washer	(1) Diameter 22 MM
	X520.807.801.000	1	Lock Washer	(1) Diameter 20 MM
9	X428.205.005.000	1	Nut	(1) M20
10	H716.921.050.030	1	String	(1)
11	X419.432.887.000	2	Nail, Notched	(1) Diameter 3 x 5 MM
12	<b>G716.501.120.080</b>	1	Pin	Diameter 30MM
13	339132X1	1	Hex Cap Screw	(12) M8X75
14	920.500.120.520	1	Stirrup	(12)
15	394367X1	1	Locknut	(12)
16	3009492X1	2	Hex Cap Screw	M10X25
17	3382826M1	1	Pin	
18	3792034M1	2	Pin	
19	916.501.120.050	2	Pin	Length 100 MM
20	916.501.120.060	1	Decal	
21	H916.501.120.110	1	Plug.	
22	3792347M1	4	Plug	Diameter 13 MM



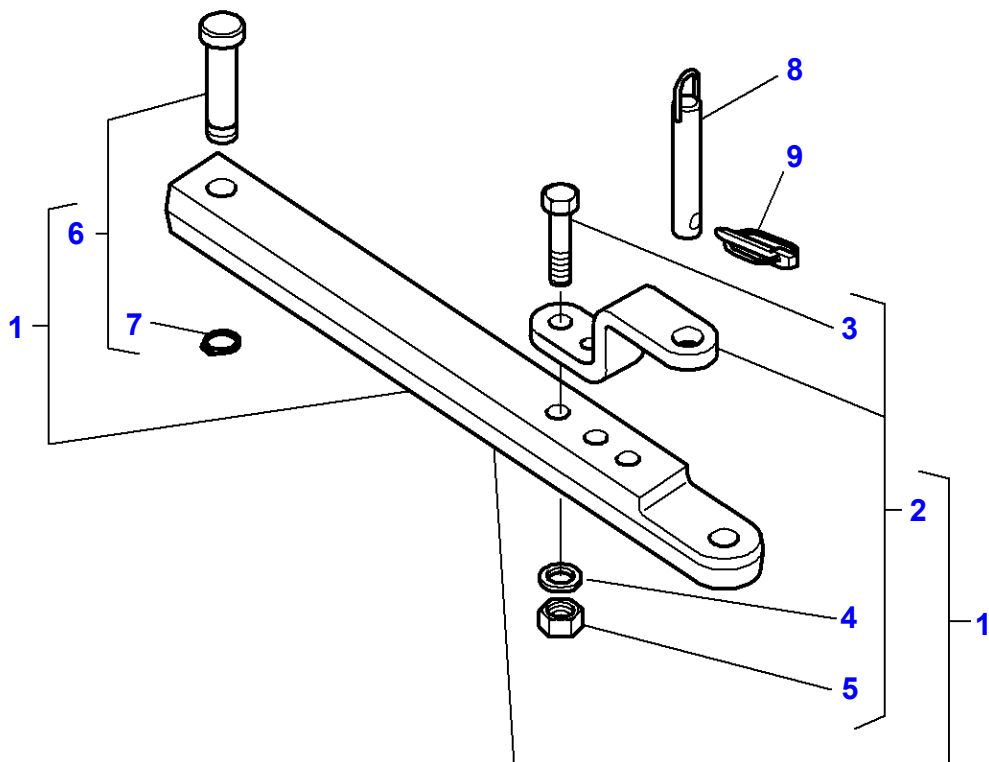
1-WQ12-039-A



**Massey Ferguson****MF 8650 TRACTOR - 3906210****3906210****Swinging Drawbar - SAE STANDARD****Page040-0110**

<b>Item</b>	<b>Part Number</b>	<b>Qty</b>	<b>Description</b>	<b>Comments</b>
1	4292503M92	1	Drawbar	CAT. 4
2	4289011M1	1	Clevis Pin	(1)
3	4289009M1	1	Clevis	(1)
4	4289010M1	1	Shifter	(1)
5	4289014M1	1	Ring	(1)
6	3015215X1	4	Hex Cap Screw	(1) M20 X 125
7	3581687M1	1	Pin	(1)

1-WQ12-022-B

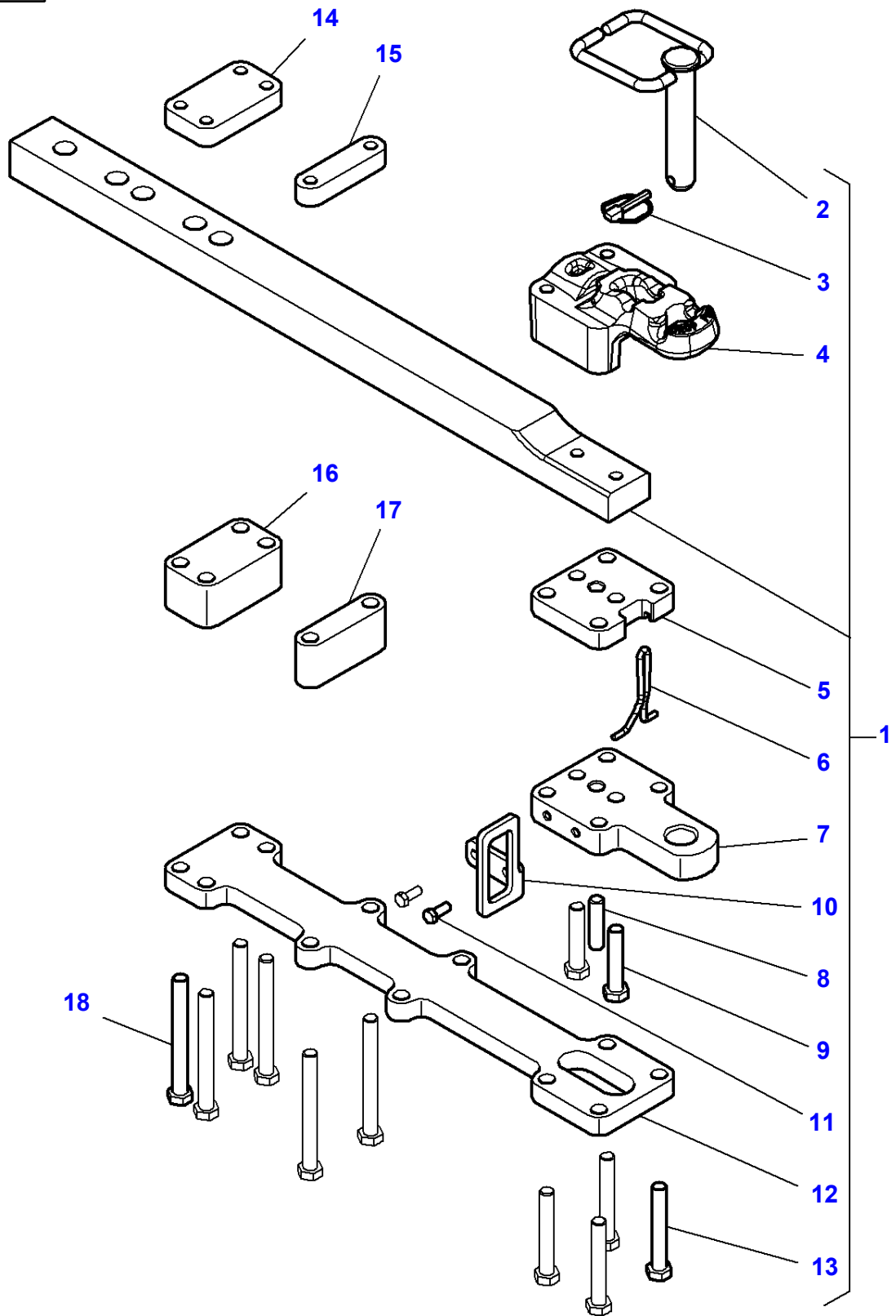


**Massey Ferguson****MF 8650 TRACTOR - 3906210****3906210****Swinging Drawbar - With DROMONE Automatic Hook****Page040-0115**

<b>Item</b>	<b>Part Number</b>	<b>Qty</b>	<b>Description</b>	<b>Comments</b>
1	3792662M92	1	Bar	Up to Serial or Engine Number U110037
	4298059M91	1	Bar	From Serial or Engine Number U110038
2	3907058M91	1	Clevis	(1)
3	339616X1	2	Hex Cap Screw	(2) M16 X 120 MM
4	1441664X1	2	Flat Washer	(2)
5	339034X1	2	Nut	(2)
6	3907049M91	1	Clevis Pin	(1)
7	1440447X1	1	Circlip	(6)
8	<b>3790349M93</b>	1	Pin Hitch	Diameter 30 X 191 MM
9	3382826M1	1	Pin	Diameter 10 X 45 MM

MF 8650 TRACTOR - 3906210  
1-WQ12-040-A

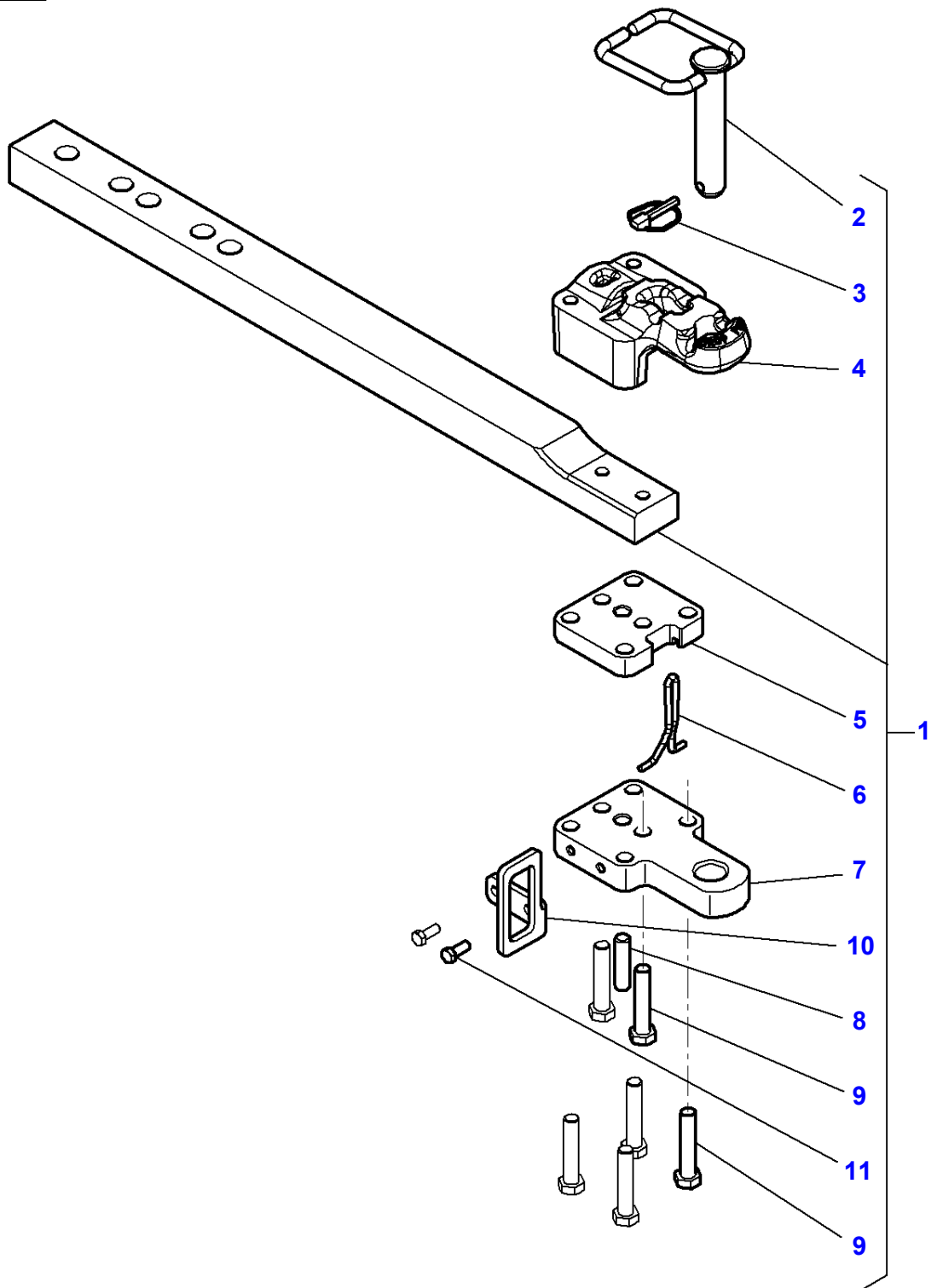
1-WQ12-040-A



**Massey Ferguson****MF 8650 TRACTOR - 3906210****3906210****Swinging Drawbar - SAE STANDARD - HEAVY DUTY****Page040-0120**

<b>Item</b>	<b>Part Number</b>	<b>Qty</b>	<b>Description</b>	<b>Comments</b>
1	4292502M93	1	Drawbar	CAT. 3
2	4295598M2	1	Clevis Pin	(1)
3	3581687M1	1	Pin	(1)
4	4295599M1	1	Clevis	(1)
5	4291964M2	1	Spacer	(1)
6	3795143M1	1	Spring	(1)
7	4291965M2	1	Base	(1)
8	4291968M1	1	Clevis Pin	(1)
9	3010966X1	2	Hex Cap Screw	(1) M20 X 100
10	4291967M1	1	Ring	(1)
11	3010492X1	2	Hex Cap Screw	(1) M12 X 30
12	4292060M2	1	Reinforcement	(1)
13	3011016X1	4	Hex Cap Screw	(1) M20 X 135
14	4292063M2	1	Bridle	
15	4292064M2	1	Bridle	
16	4292062M2	1	Spacer	
17	4292061M2	1	Spacer	
18	3011273X1	6	Hex Cap Screw	M20 X 190

1-WQ12-041-A

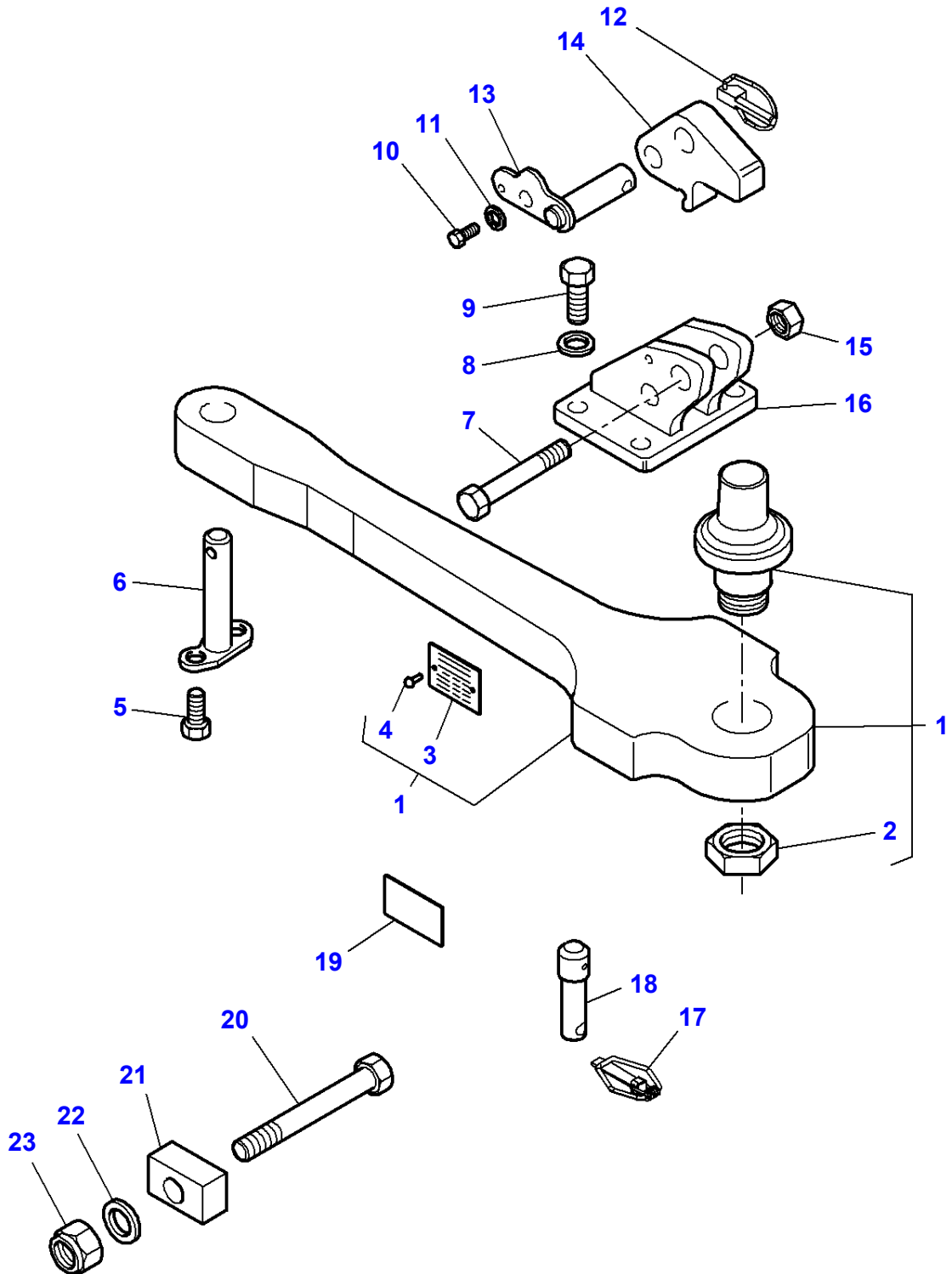


**Massey Ferguson****MF 8650 TRACTOR - 3906210****3906210****Swinging Drawbar - SAE STANDARD****Page040-0125**

<b>Item</b>	<b>Part Number</b>	<b>Qty</b>	<b>Description</b>	<b>Comments</b>
1	4292501M93	1	Drawbar	CAT. 3
2	4295598M2	1	Clevis Pin	(1)
3	3581687M1	1	Pin	(1)
4	4295599M1	1	Clevis	(1)
5	4291964M2	1	Spacer	(1)
6	3795143M1	1	Spring	(1)
7	4291965M2	1	Base	(1)
8	4291968M1	1	Clevis Pin	(1)
9	3010966X1	6	Hex Cap Screw	(1) M20 X 100
10	4291967M1	1	Ring	(1)
11	3010492X1	2	Hex Cap Screw	(1) M12 X 30



1-WQ25-001-B

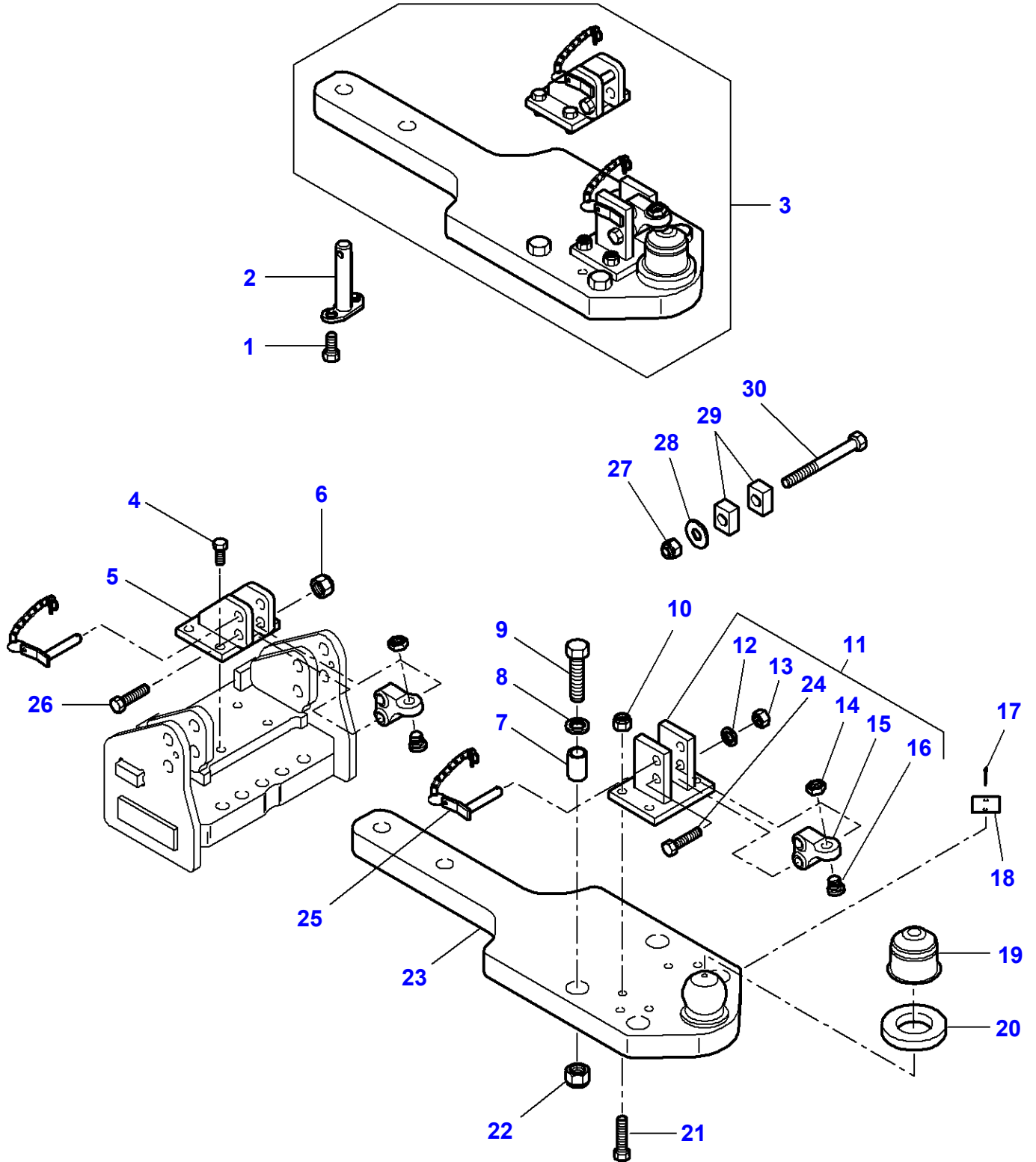


**Massey Ferguson****MF 8650 TRACTOR - 3906210****3906210****Swinging Drawbar - Peak On Scale****Page040-0130**

<b>Item</b>	<b>Part Number</b>	<b>Qty</b>	<b>Description</b>	<b>Comments</b>
1	H716.501.900.101	1	Piton	
2	199.870.030.160	1	Nut	(1)
3	716.501.900.140	1	Identity Plate	(1)
4	X419.432.887.000	2	Nail, Notched	(1)
5	3009492X1	2	Hex Cap Screw	M10 X 25
6	H916.501.120.110	1	Plug.	
7	391332X1	1	Hex Cap Screw	M20 X 100
8	339377X1	4	Lock Washer	
9	3008676X1	4	Hex Cap Screw	M16 X 35
10	3009285X1	1	Hex Socket Screw	M8 X 16
11	281.100.350.040	1	Bush	
12	3382826M1	1	Pin	
13	H916.501.120.061	1	Pin	
14	916.501.120.220	1	Latch	
15	3009747X1	1	Nut	
16	H916.501.120.070	1	Support	
17	3792034M1	2	Pin	
18	916.501.120.050	2	Pin	
19	916.501.120.070	2	Decal	
20	390190X1	1	Hex Cap Screw	M16 X 140
21	4290268M1	1	Spacer	
22	3019565X1	1	Flat Washer	Diameter 16-44 X 3
23	1442739X1	1	Locknut	M16

MF 8650 TRACTOR - 3906210  
1-WQ26-001-B

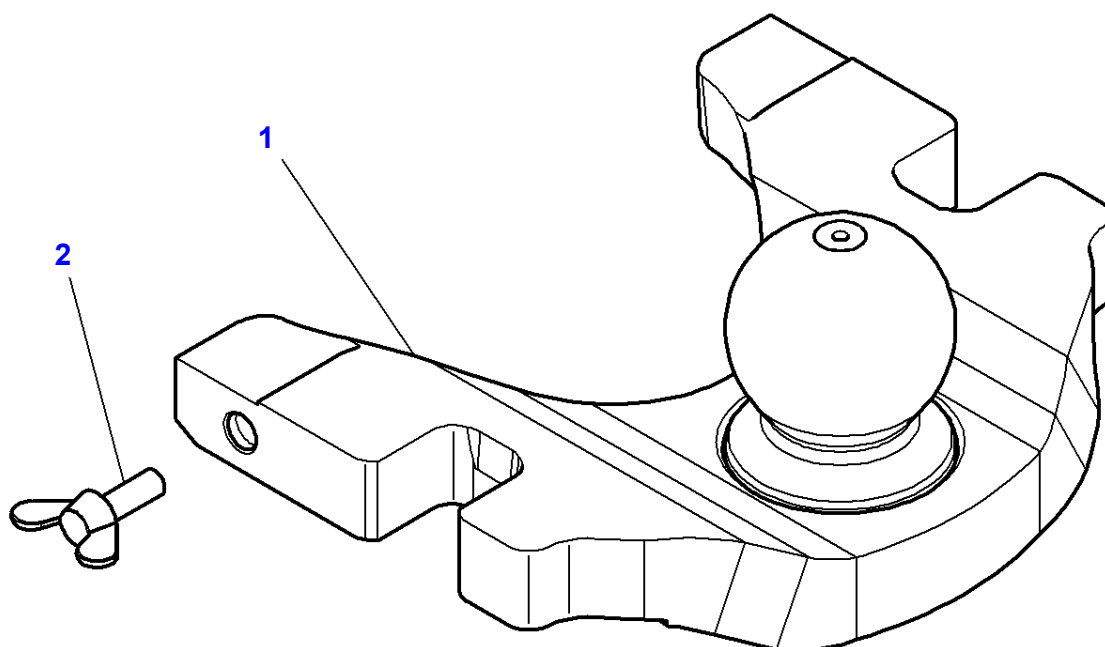
1-WQ26-001-B



## Swinging Drawbar - Ball And Socket Hitch

Item	Part Number	Qty	Description	Comments
1	3009492X1	2	Hex Cap Screw	M10 X 25
2	H916.501.120.110	1	Plug.	
3	0098.097.100.000	1	Coupling	
4	X487.545.141.000	4	Screw	(3)
5	F916.501.120.020	1	Console	(3)
6	X434.105.040.000	2	Nut	(3)
7	F718.501.900.020	2	Bush Assy	(3)
8	F117.501.901.040	2	Disc	(3)
9	F718.501.900.030	2	Screw	(3)
10	X430.004.000.000	4	Nut	(3)
11	F117.501.901.020	1	Control Lock	(3)
12	X520.807.801.000	1	Lock Washer	(11)
13	F916.501.120.080	1	Nut	(11)
14	F916.501.120.060	1	Nut	(11)
15	F916.501.120.050	1	Trigger	(11)
16	F916.501.120.070	1	Adjusting Screw	(11)
17	X419.432.987.000	2	Nail, Notched	(3)
18	F916.501.120.040	1	Identity Plate	(3)
19	F117.501.901.050	1	Cap	(3)
20	F117.501.901.060	1	Seal	(3)
21	X486.546.505.000	4	Screw	(3)
22	X430.005.803.000	2	Nut	(3)
23	F916.501.120.010	1	Frame	(3)
24	X486.556.000.000	1	Screw	(3)
25	F916.501.120.090	1	Pin	(3)
26	X486.555.905.000	1	Screw	Replace and repair. Old not interchangeable with new F916501120030 (3)
27	1442739X1	2	Locknut	
28	3019565X1	2	Flat Washer	
29	4290268M1	4	Spacer	
30	390190X1	2	Hex Cap Screw	M16 X 140

1-WQ26-003-A



**Massey Ferguson**

**MF 8650 TRACTOR - 3906210**

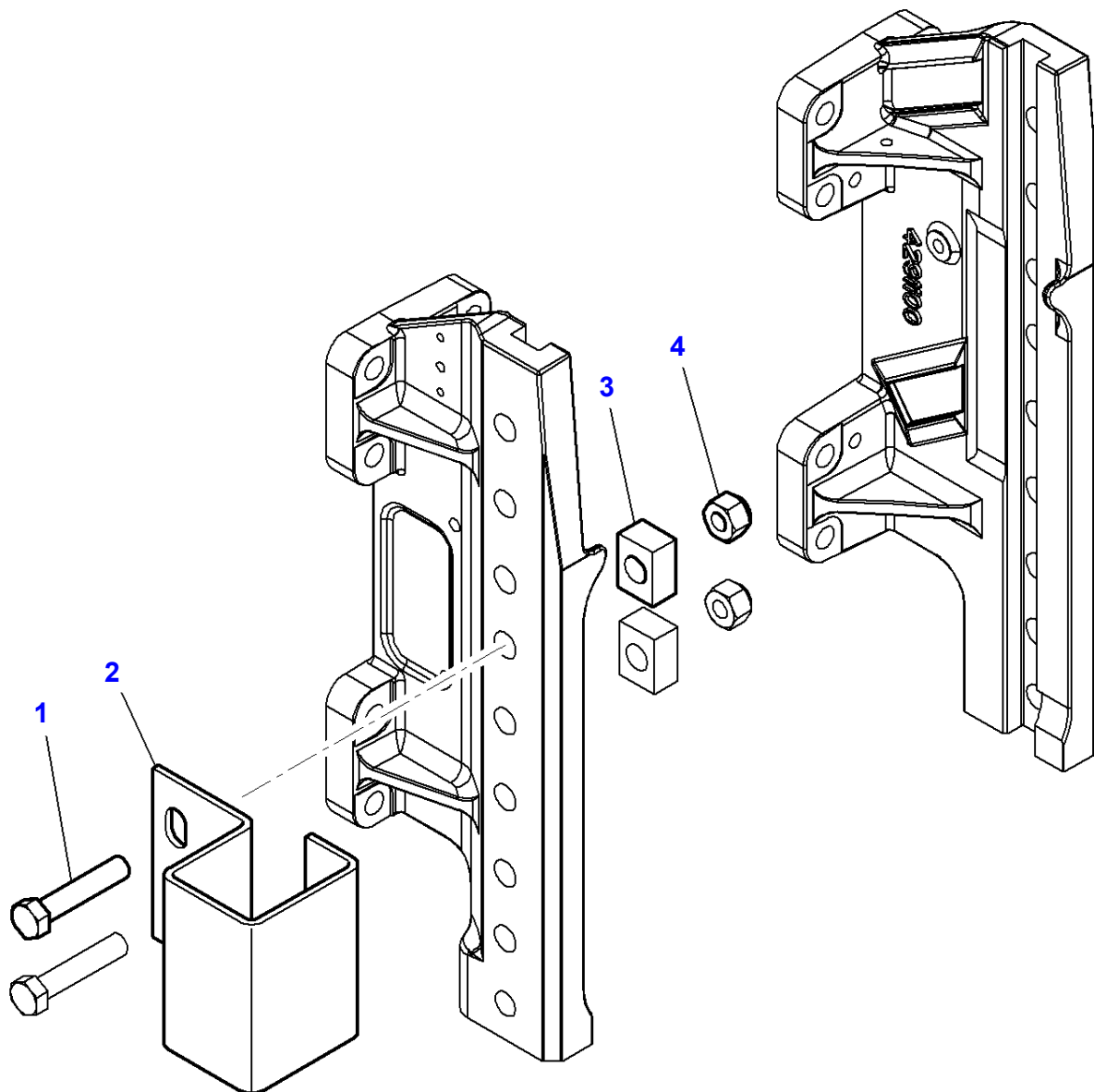
**3906210**

**Swinging Drawbar - Ball And Scket Hitch**

**Page040-0140**

<b>Item</b>	<b>Part Number</b>	<b>Qty</b>	<b>Description</b>	<b>Comments</b>
1	4294691M98	1	Ball Type Clevis	
2	3014320X1	1	Screw	M10 X 30

1-WQ13-013-A

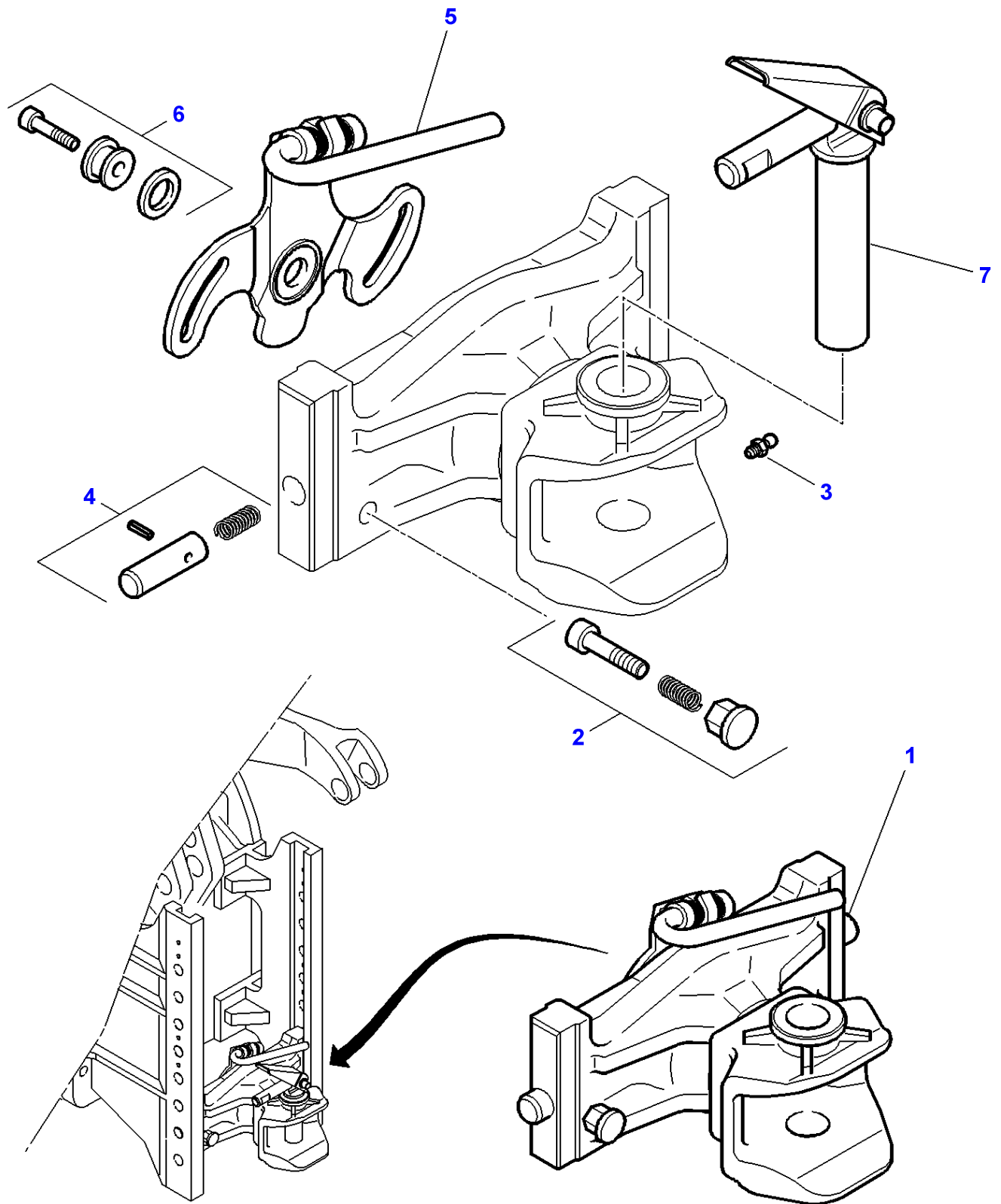


**Massey Ferguson****MF 8650 TRACTOR - 3906210****3906210****Swinging Drawbar Tidyng - With DROMONE Automatic Hook****Page040-0145**

<b>Item</b>	<b>Part Number</b>	<b>Qty</b>	<b>Description</b>	<b>Comments</b>
1	391889X1	2	Hex Cap Screw	M16 X 70
2	4295464M4	1	Support	
3	4290268M1	2	Spacer	
4	1442739X1	2	Locknut	



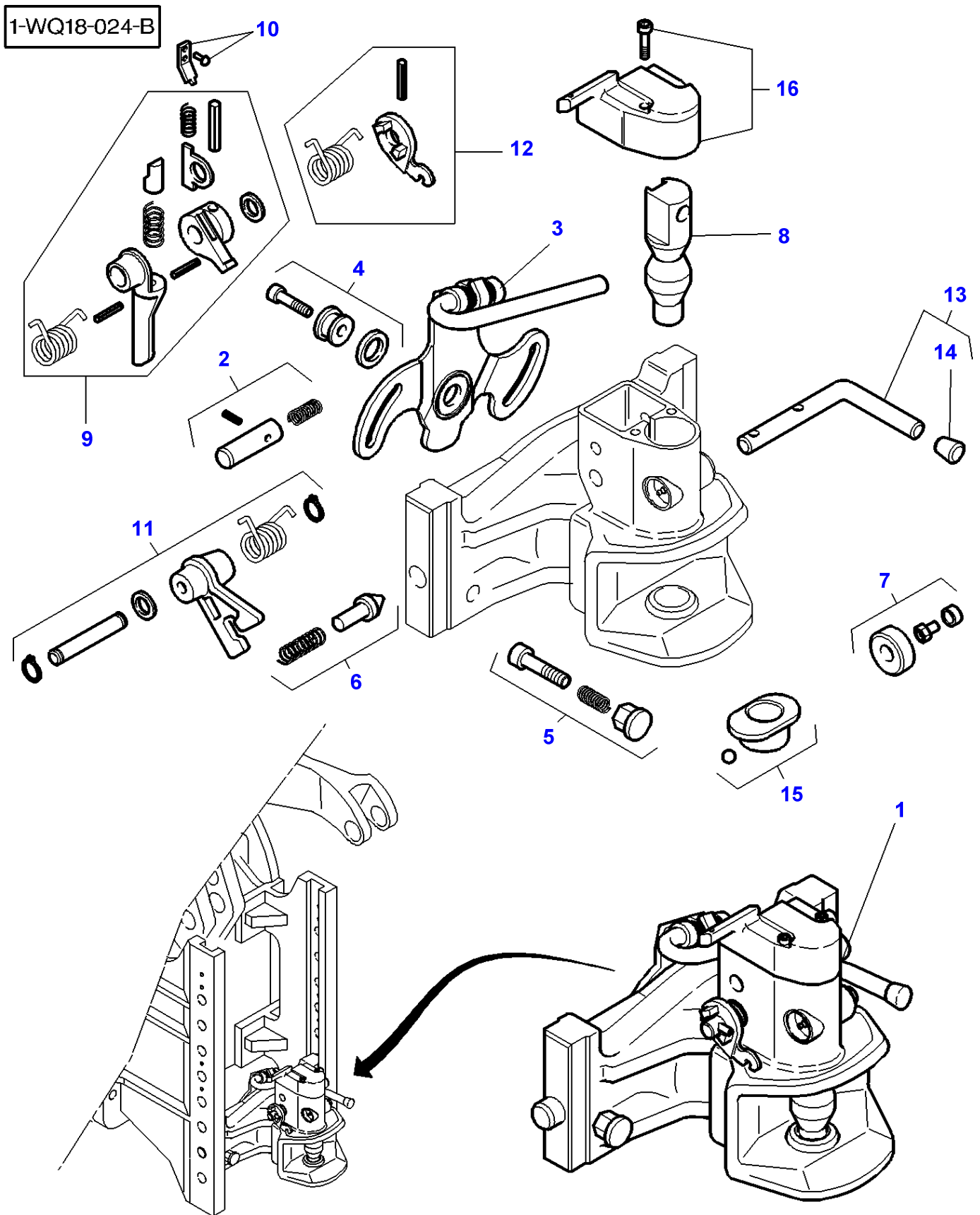
1-WQ18-021-B



**Massey Ferguson****MF 8650 TRACTOR - 3906210****3906210****Page040-0150****Hitch**

<b>Item</b>	<b>Part Number</b>	<b>Qty</b>	<b>Description</b>	<b>Comments</b>
1	G816.500.071.012	1	Hitch	
2	F816.500.070.120	1	Securing Piece	(1)
3	X662.516.102.000	1	Grease Nipple	(1)
4	F816.500.070.140	1	Pin	(1)
5	F816.500.070.130	1	Disc	(1)
6	F816.500.070.150	1	Kit, Attaching.	(1)
7	4271199M1	1	Clevis Pin	

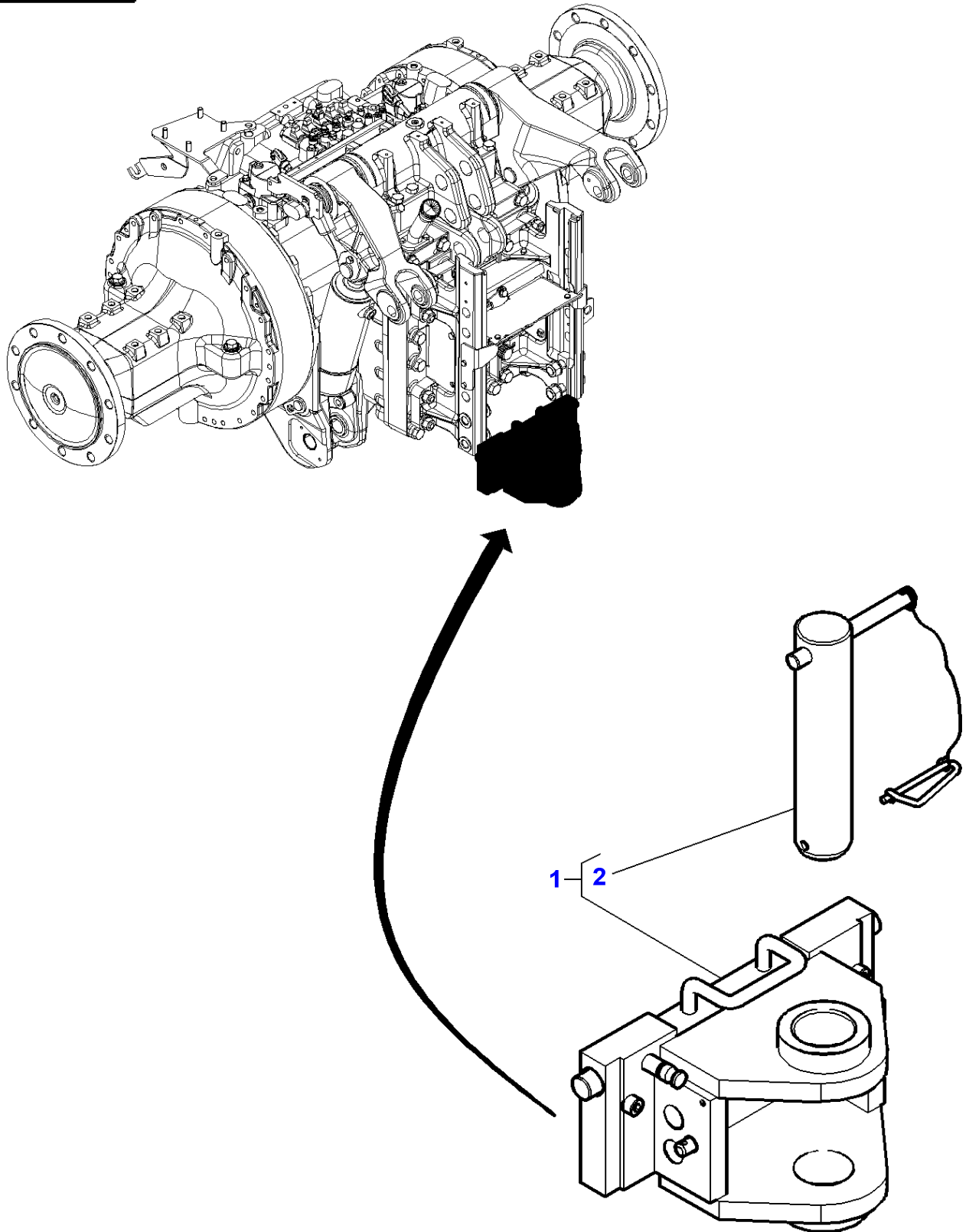
MF 8650 TRACTOR - 3906210  
1-WQ18-024-B



**Massey Ferguson****MF 8650 TRACTOR - 3906210****3906210****Hitch - ISO STANDARD - Up To DIAMETER 25 MM****Page040-0155**

<b>Item</b>	<b>Part Number</b>	<b>Qty</b>	<b>Description</b>	<b>Comments</b>
1	G816.500.072.041	1	Hitch	For Germany only or any text in German only
2	F816.500.070.140	1	Pin	(1) Diameter 21,75 MM
3	F816.500.070.130	1	Disc	(1)
4	F816.500.070.150	1	Kit, Attaching.	(1)
5	F816.500.070.120	1	Securing Piece	(1)
6	F816.500.070.180	1	Peg	(1)
7	F816.500.070.020	1	Cover	(1)
8	F816.500.070.160	1	Pin Hitch	(1)
9	F816.500.070.030	1	Lever	(1)
10	F816.500.070.100	1	Spring Carrier	(1)
11	F816.500.070.170	1	Lever	(1)
12	F816.500.070.040	1	Lever	(1)
13	F816.500.070.070	1	Hand Lever	(1)
14	F284.501.061.110	1	Handle	(13)
15	F816.500.070.190	1	Bush	(1)
16	F816.500.070.060	1	Cover	(1)

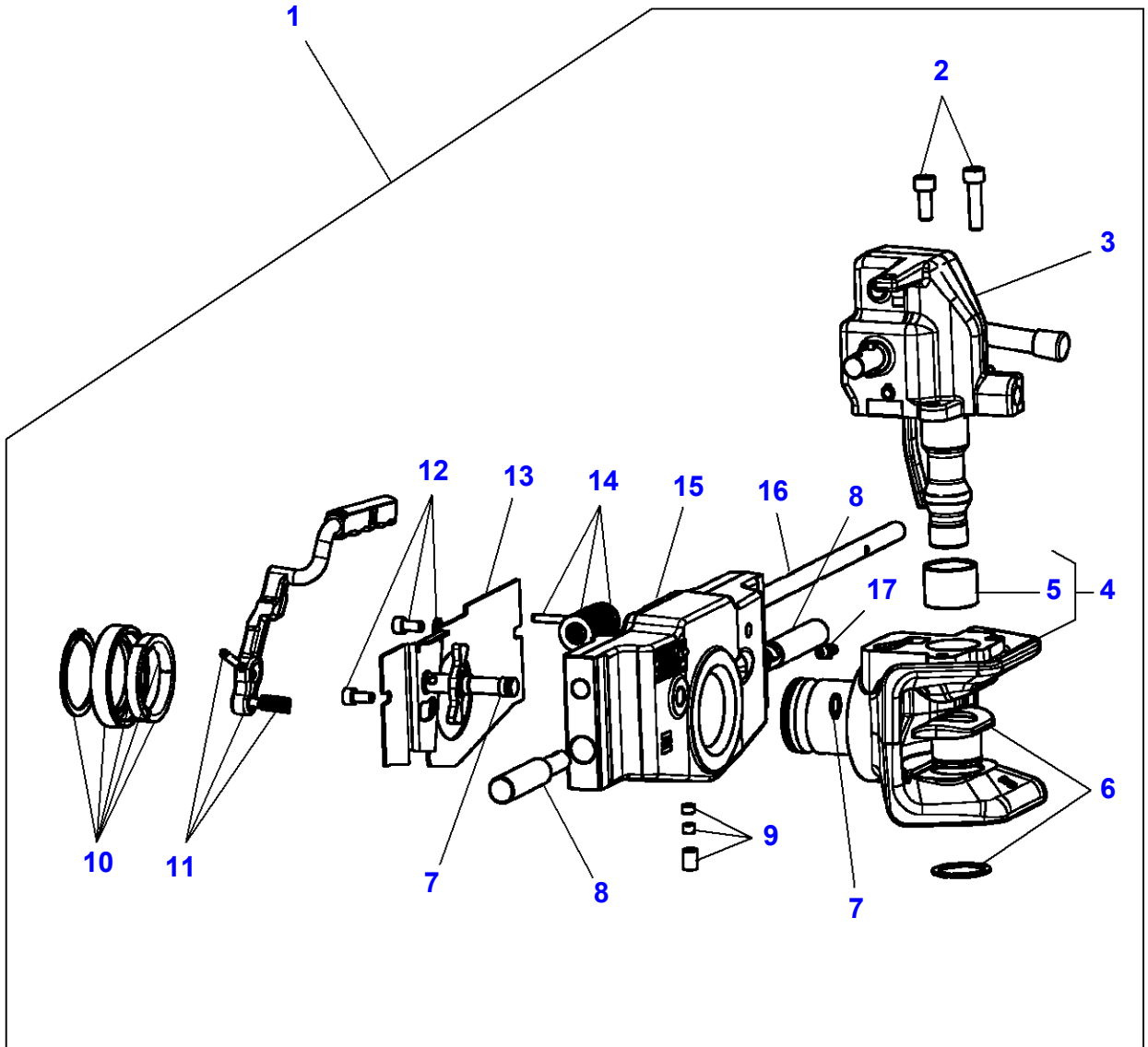
1-WQ18-023-A



**Massey Ferguson****MF 8650 TRACTOR - 3906210****3906210****Hitch - For Italy only or any text in Italian only****Page040-0160**

<b>Item</b>	<b>Part Number</b>	<b>Qty</b>	<b>Description</b>	<b>Comments</b>
1	4276938M91	1	Clevis	20T
2	4276940M1	1	Pin Hitch	(1)

1-WQ18-028-A

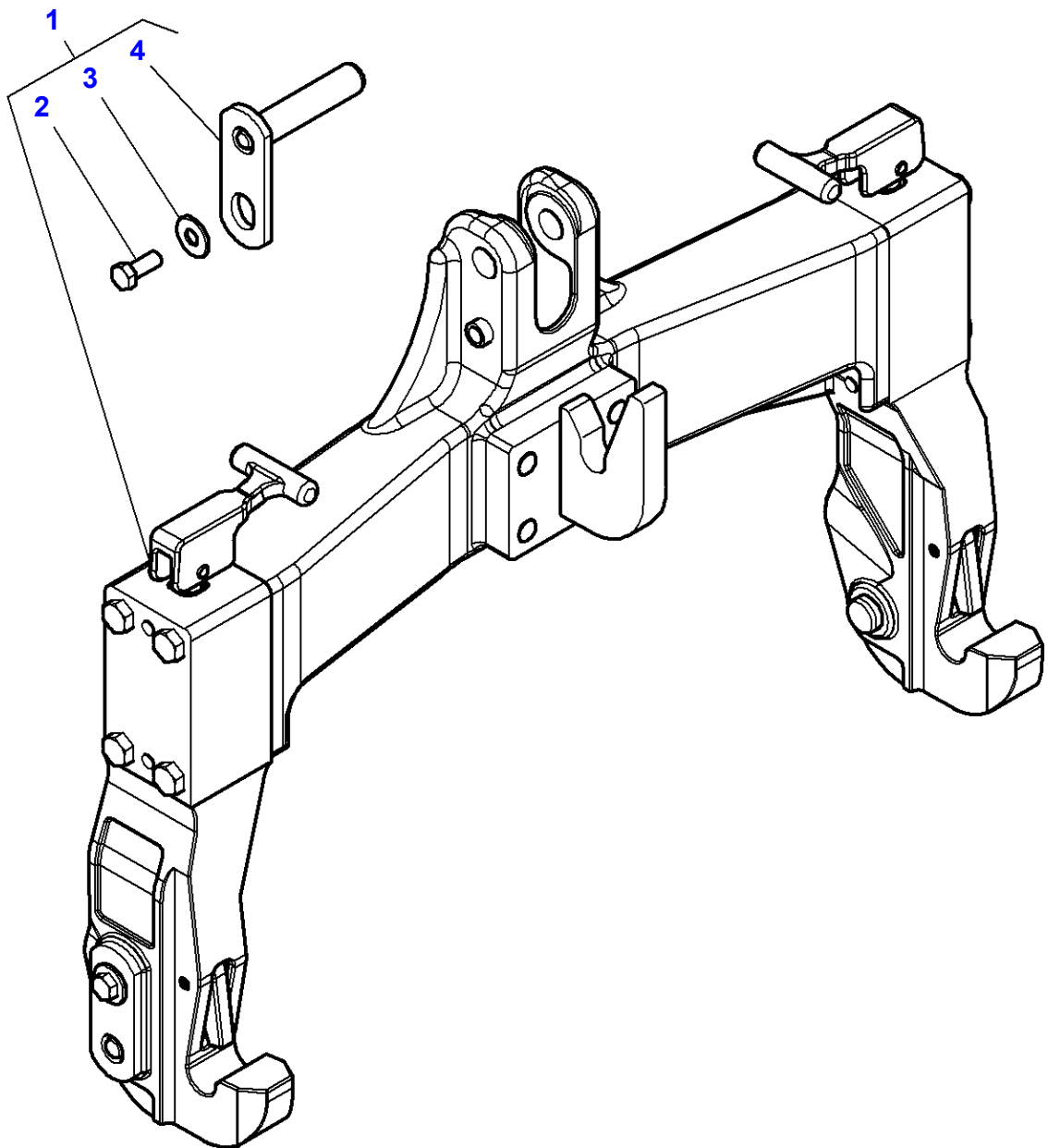


**Massey Ferguson****MF 8650 TRACTOR - 3906210****3906210****Hitch - ISO STANDARD - FROM DIAMETER 21,75 MM****Page040-0165**

<b>Item</b>	<b>Part Number</b>	<b>Qty</b>	<b>Description</b>	<b>Comments</b>
1	4306479M1	1	Clevis	For Germany only or any text in German only Diameter 38 MM
2	3905731M91	1	Kit, Screw	(1)
3	3905729M91	1	Clevis Pin	(1) Diameter 38 MM
4	3905734M91	1	Clevis	(1)
5	3905733M91	1	Bush	(4)
6	3905732M91	1	Sleeve	(1)
7	3905738M91	1	Clevis Pin	(1)
8	3905737M91	1	Clevis Pin	(1) Diameter 21,75 MM
9	3905736M91	1	Kit, Brake	(1)
10	3905743M91	1	Kit, Ring	(1)
11	3905742M91	1	Kit, Lever	(1)
12	3905741M91	1	Kit, Cowl	(1)
13	3905740M1	1	Cowl	(1)
14	3905739M91	1	Kit, Rod	(1)
15		1	Support	(1) Not serviced,order REF N <sub>i</sub> 1
16	3905735M1	1	Stem	(1)
17	339608X1	1	Grease Nipple	(1)



1-WQ18-027-A

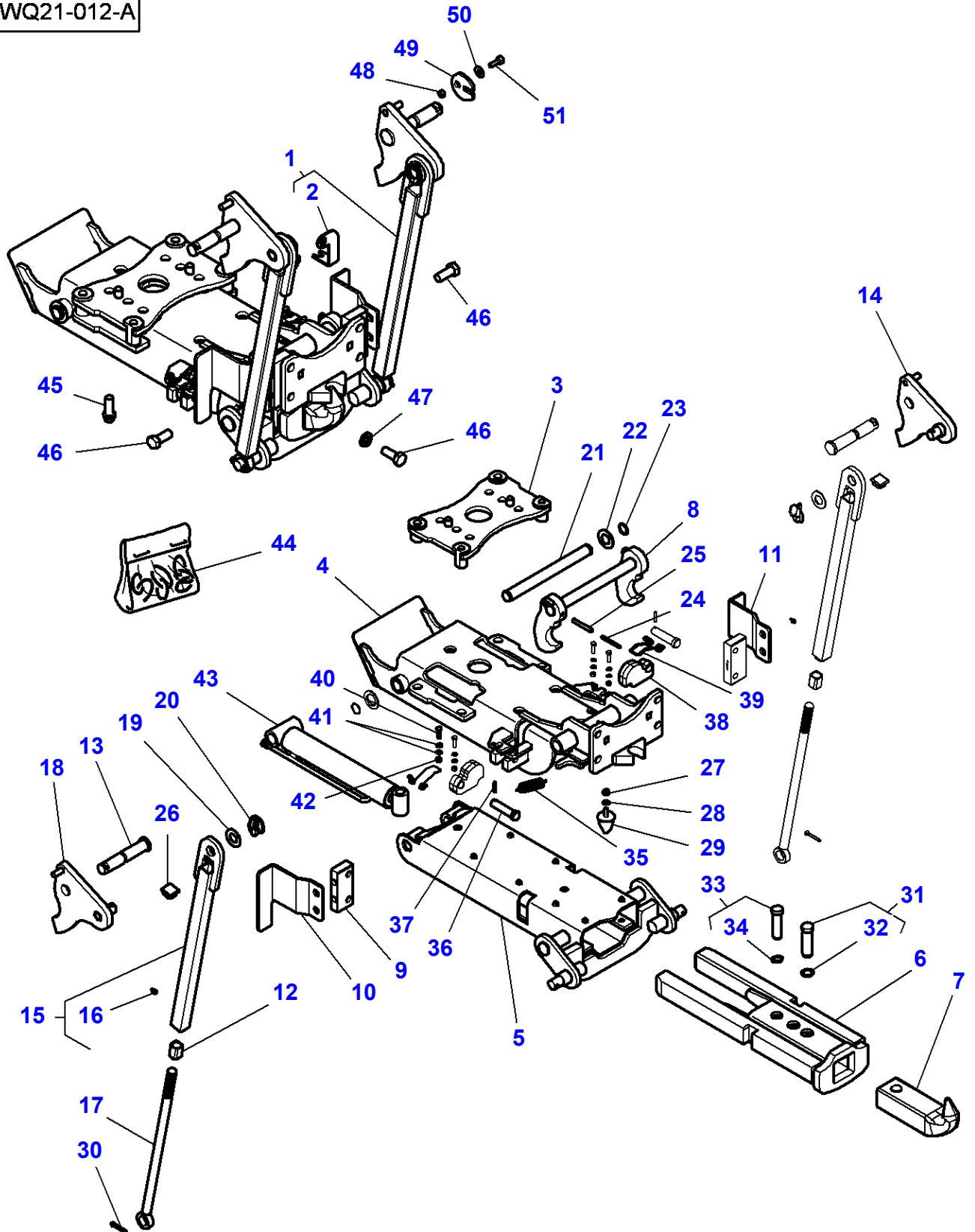


**Massey Ferguson****MF 8650 TRACTOR - 3906210****3906210****Hitch - Quick Coupler****Page040-0170**

<b>Item</b>	<b>Part Number</b>	<b>Qty</b>	<b>Description</b>	<b>Comments</b>
1	4298959M92	1	Frame-Lift	Alternative 4292030M94
2	3010577X1	1	Hex Cap Screw	(1) M16 x 40
3	3019565X1	1	Flat Washer	(1)
4	4292028M2	1	Clevis Pin	(1)

MF 8650 TRACTOR - 3906210  
1-WQ21-012-A

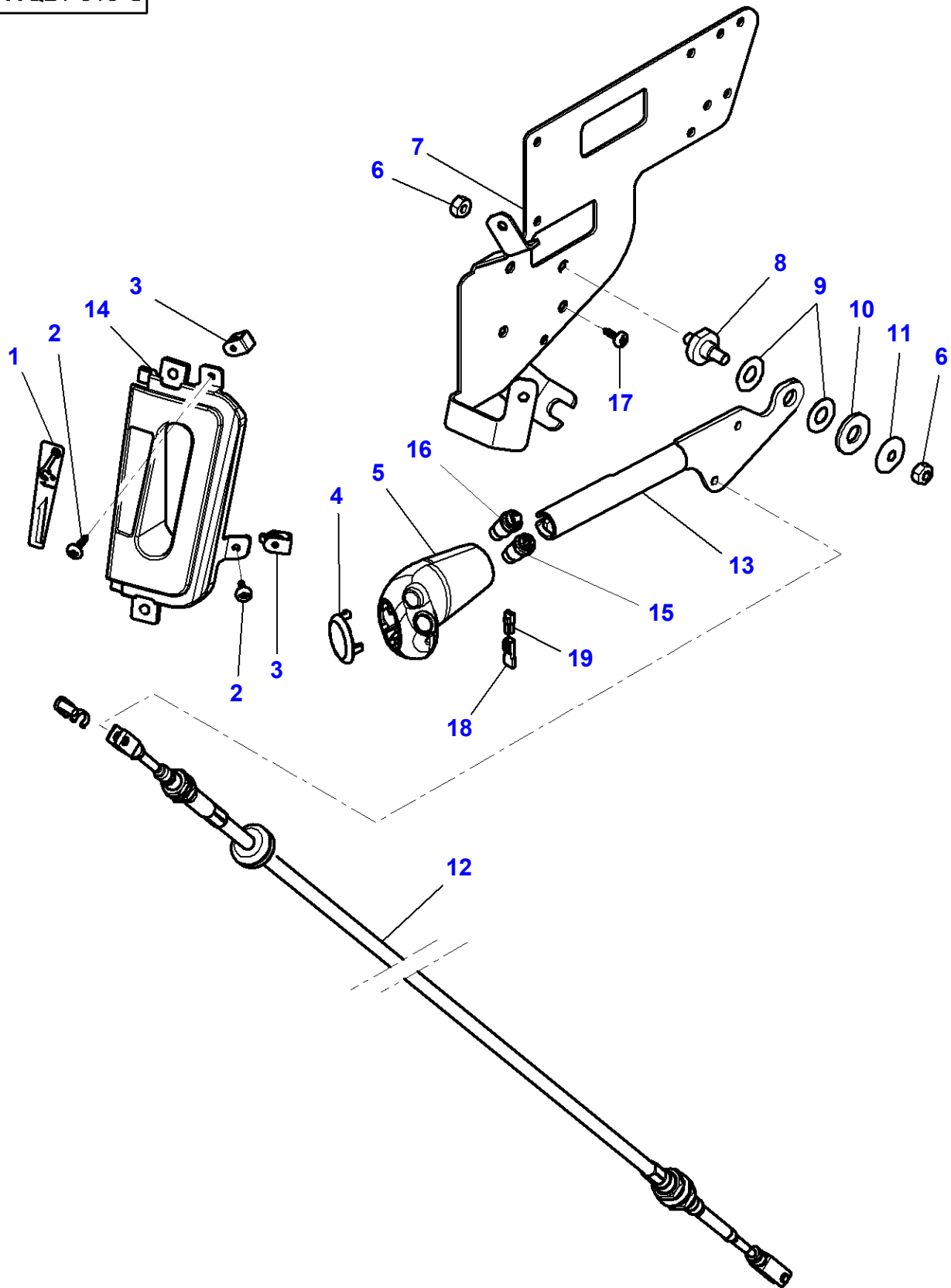
1-WQ21-012-A



## Automatic Hitch - With Remote Control

Item	Part Number	Qty	Description	Comments
1	4288130M95	1	Hook	
2	4279938M2	1	Thruster	(1)
3	4288129M91	1	Plate	(1)
4		1	Frame	(1)
				Not serviced,order REF. 1
5	4295472M92	1	Housing	(1)
6	4295701M93	1	Pedestal	(1)
7	4294269M1	1	Dragbar	(1)
8	4297530M91	1	Hook	(1)
9	4292025M2	2	Block	(1)
10	4279943M2	1	Stop	(1)
11	4279319M2	1	Stop	(1)
12	3792081M1	2	Nut	(1)
13	4288125M1	2	Clevis Pin	(1)
14	4292952M2	1	Arm	(1)
15	4291831M91	2	Slider Bearing	(1)
16	339608X1	1	Grease Nipple	(15)
17	4291835M1	2	Stem	(1)
18	4292951M2	1	Arm	(1)
19	3019558X1	2	Washer	(1)
20	3387161M2	2	Pin	(1)
21	3907093M91	1	Clevis Pin	(1)
22	3794000M1	2	Thrust Washer	(1)
23	3795752M1	2	Ring	(1)
24	1444437X1	1	Pin	(1)
25	1442857X1	1	Roll Pin	(1)
26	3789881M1	2	Plug	(1)
27	1440329X1	1	Locknut	(1)
28	390734X1	1	Flat Washer	(1)
29	3907051M91	1	Buffer	(1)
30	390721X1	2	Split Pin	(1)
31	3907049M91	1	Clevis Pin	(1)
32	1440477X1	1	Circlip	(31)
33	3907047M91	1	Clevis Pin	(1)
34	352438X1	1	Circlip	(33)
35	3795807M1	1	Spring	(1)
36	3794020M1	2	Clevis Pin	(1)
37	391018X1	2	Roll Pin	(1)
38	3907044M91	2	Latch	(1)
39	3788499M1	2	Spring	(1)
40	339009X1	4	Hex Cap Screw	(1)
				M8 X 30
41	390972X1	8	Flat Washer	(1)
42	394367X1	4	Locknut	(1)
43	4295465M1	1	Ram	(1)
44	3903497M91	1	Kit, Joint	
45	3011551X1	10	Screw	M20 X 50
46	3010894X1	8	Hex Cap Screw	M20 X 50
47	385365X1	4	Flat Washer	
48	926.870.030.030	2	Bush	
49	U930.870.110.000	2	Kit, Repair	
50	390597X1	2	Flat Washer	
51	3014218X1	2	Screw	M10 X 30

1-WQ21-013-C



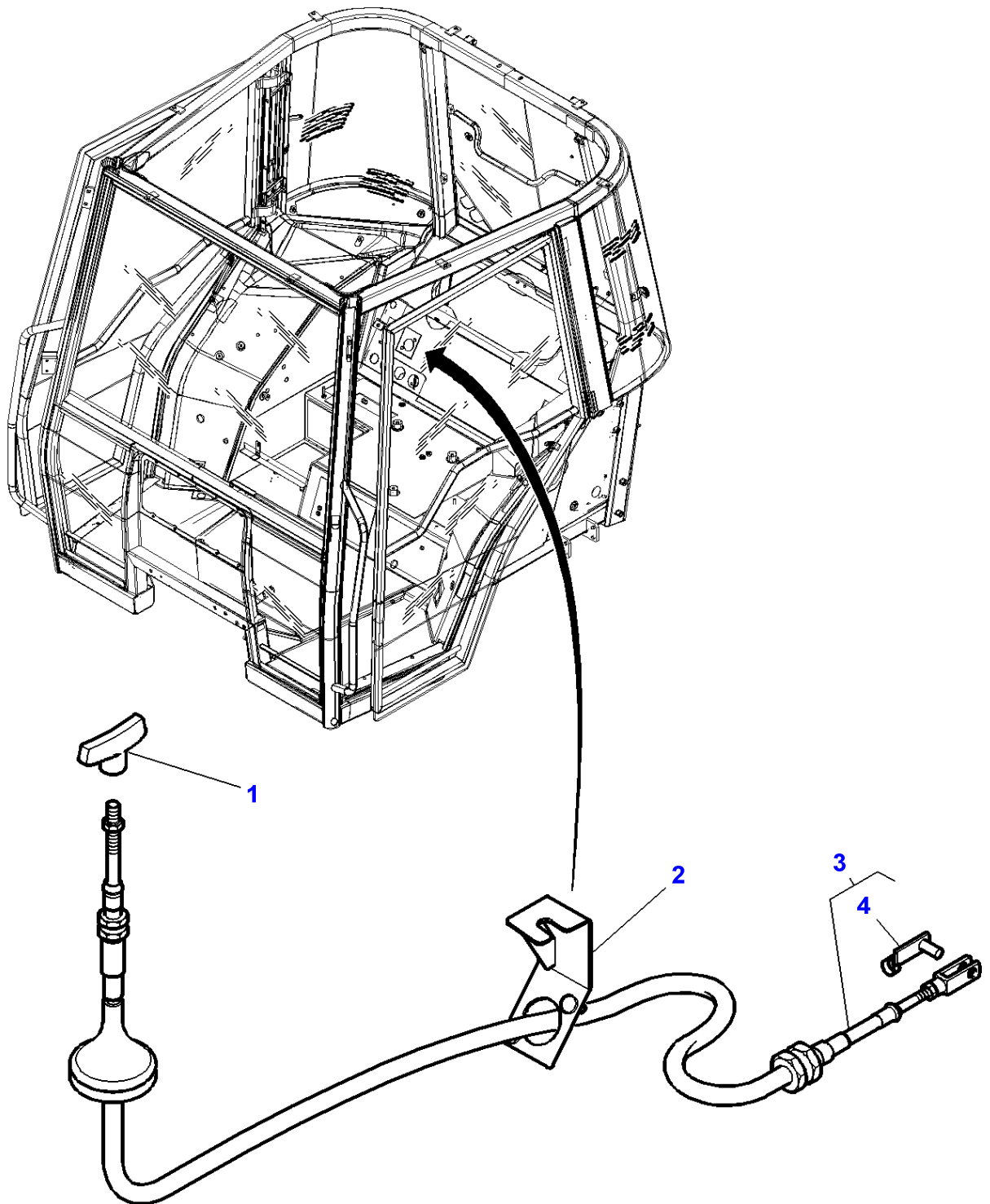
**Massey Ferguson****MF 8650 TRACTOR - 3906210****3906210****Automatic Hitch - With Remote Control****Page040-0180**

<b>Item</b>	<b>Part Number</b>	<b>Qty</b>	<b>Description</b>	<b>Comments</b>
1	4295005M1	1	Decal	
2	4289783M1	2	Screw	
3	4289782M1	2	Nut	
4	4295004M1	1	Helmet	
5	4273176M1	1	Knob	
6	1441461X1	2	Locknut	
7	4295002M93	1	Support	
8	3712277M1	1	Clevis Pin	
9	3386166M1	2	Washer	
10	1442174X1	1	Washer	
11	3386192M1	1	Washer	
12	4296811M1	1	Cable	
13	4295003M3	1	Lever	
14	4294880M2	1	Support	
15	4295889M1	1	Switch,Indirect	[A]
16	4295888M1	1	Switch,Indirect	[B]
17	3010910X1	3	Screw	M8 X 25
18	3013038X91	1	Connectors	
19	3013039X91	1	Connectors	

FOOTNOTE [A] DOWN

FOOTNOTE [B] UP

1-WQ21-005-B

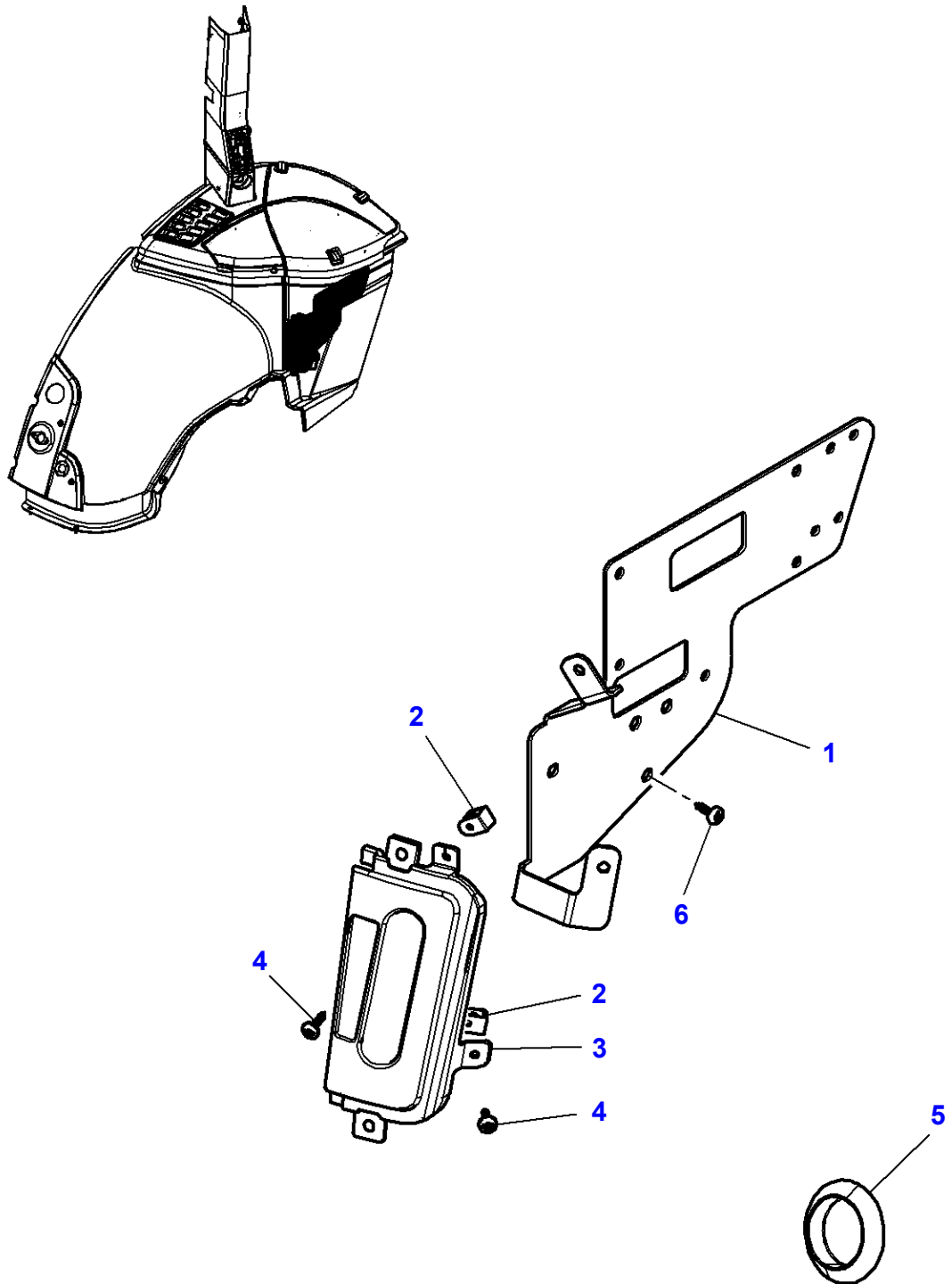


**Massey Ferguson****MF 8650 TRACTOR - 3906210****3906210****Automatic Hitch - With Remote Control****Page040-0185**

<b>Item</b>	<b>Part Number</b>	<b>Qty</b>	<b>Description</b>	<b>Comments</b>
1	4271479M1	1	Grip	
2	4270512M1	1	Support	
3	4271478M2	1	Cable	Length 1800 MM
4	3600191M1	1	Clevis Pin	(3)



1-WQ42-002-C

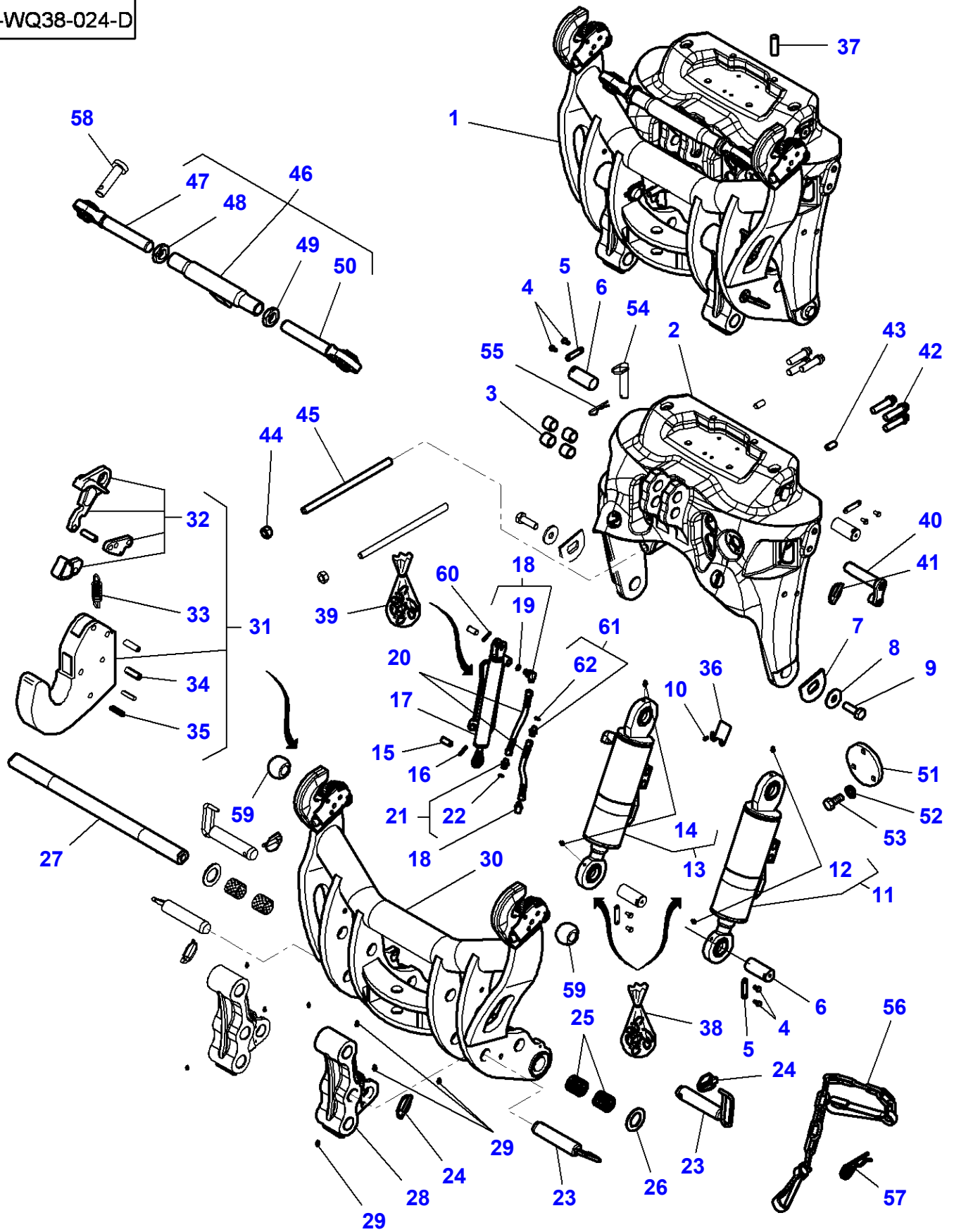


**Massey Ferguson****MF 8650 TRACTOR - 3906210****3906210****Without Automatic Hitch - Without Remote Control****Page040-0190**

<b>Item</b>	<b>Part Number</b>	<b>Qty</b>	<b>Description</b>	<b>Comments</b>
1	4295087M4	1	Support	
2	4289782M1	2	Nut	
3	4290892M2	1	Grille	
4	4289783M1	2	Screw	
5	3782487M1	1	Plug	Diameter 29MM
6	3010910X1	3	Screw	M8 X 25

MF 8650 TRACTOR - 3906210  
1-WQ38-024-D

1-WQ38-024-D



## Front Linkage 50000N

Item	Part Number	Qty	Description	Comments
1	4348458M92	1	Hitch	
2		1	Frame	Not serviced,order REF. 1
3	4287389M1	4	Bush	(1)
4	3010181X1	8	Hex Cap Screw	(1) M8 X 16
5	4286916M2	4	Stop	(1)
6	4286915M1	4	Clevis Pin	(1)
7	4280340M1	2	Thruster	(1)
8	3580246M1	2	Washer	(1)
9	3386216M1	2	Hex Cap Screw	(1) M20 X 60
10	3001162X1	2	Hex Cap Screw	(1)
11	4287391M4	1	Ram	(1)
12	1441858X1	2	Grease Fitting	(11) Right Hand
13	4287392M2	1	Ram	(1) Left Hand
14	1441858X1	2	Grease Fitting	(13)
15	4290673M3	2	Clevis Pin	(1)
16	339662X1	2	Roll Pin	Diameter 6 x 28 MM
17	4290672M3	1	Ram	(1)
18	4285946M1	2	Elbow Union	(1) Up to Serial or Engine Number U119030
	4347853M1	2	Elbow Union	(1) From Serial or Engine Number U119031
	4347853M1	2	Elbow Union	(1)
19	F916.961.020.190	1	O Ring	(18)
20	4294546M2	2	Hydr. Hose	(1)
21	3011299X91	1	Union	(1) Up to Serial or Engine Number U119030
	4348428M91	1	Jet	(1) From Serial or Engine Number U119031
22	F916.961.020.190	1	O Ring	(21)
23	4273707M2	4	Clevis Pin	(1)
24	3581687M1	4	Pin	(1)
25	4281450M1	4	Bush	(1)
26	4281449M1	2	Thrust Washer	(1)
27	4286909M1	1	Clevis Pin	(1)
28	4286914M3	2	Pivot	(1)
29	339608X1	8	Grease Nipple	(1)
30	4274872M92	1	Lift Arm	(1)
31		1	Hook	(30) Not serviced,order REF. 30
32	3903954M91	1	Kit, Lever	(31)
33	3788565M1	1	Spring	(31)
34	3903948M91	1	Kit, Roll Pins	(31)
35	3903947M91	1	Pin	(31)
36	4286504M1	1	Cowl	(1)
37	4286654M1	4	Plug	[D]
38	3905837M91	1	Kit, Joint	
39	3905838M91	1	Kit, Joint	
40	H716.870.050.122	1	Pin	
41	3387161M2	1	Pin	
42	3010556X1	6	Screw Metric	M20 X 70
43	3714795M1	2	Dowel	
44	3009746X1	2	Nut	M20
45	3011456X1	2	Stud	M20 X 300
46	4287383M91	1	Top Link	CAT. 3
47	3905508M1	1	Toggle	[A] (46)
48	3905506M1	1	Nut	[A] (46)
49	3905505M1	1	Nut	[B] (46)
50	3905507M1	1	Toggle	[B] (46)
51	4287967M1	1	Plug	[C]
52	390469X1	3	Flat Washer	[C]
53	339721X1	3	Hex Cap Screw	[C] M5 X 16

<b>Item</b>	<b>Part Number</b>	<b>Qty</b>	<b>Description</b>	<b>Comments</b>
54	4282196M3	1	Clevis Pin	
55	3010334X1	1	Hair Pin	CAT 3
56	4282939M91	1	Chain	
57	3010175X1	1	Hair Pin	
58	184.870.050.020	1	Bush	
59	<b>4303395M1</b>	2	Toggle	
60	1442492X1	1	Split Pin	Diameter 6,3 x 36 MM
61	3011299X91	1	Union	Up to Serial or Engine Number 04-OCT-2009
61	3014546X91	1	Union	From Serial or Engine Number 05-OCT-2009
62	3019395X1	1	O Ring	(61) Up to Serial or Engine Number 04-OCT-2009
62	338762X1	1	Seal	(61) From Serial or Engine Number 05-OCT-2009

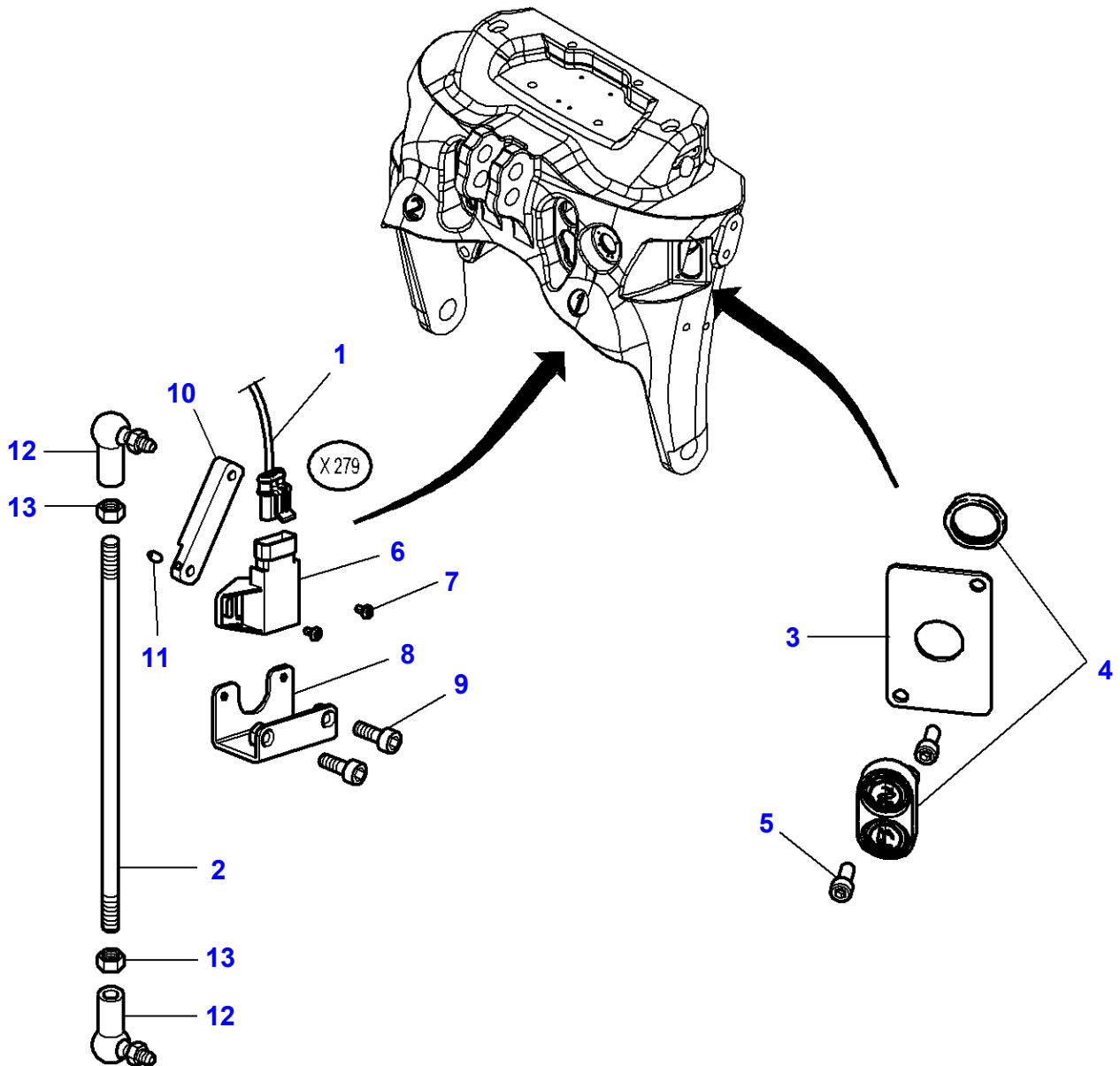
**FOOTNOTE [A]** THREAD TO RIGHT

**FOOTNOTE [B]** THREAD TO LEFT

**FOOTNOTE [C]** WITHOUT ELECTRICAL PLUG

**FOOTNOTE [D]** WITHOUT FRONT P.T.O.

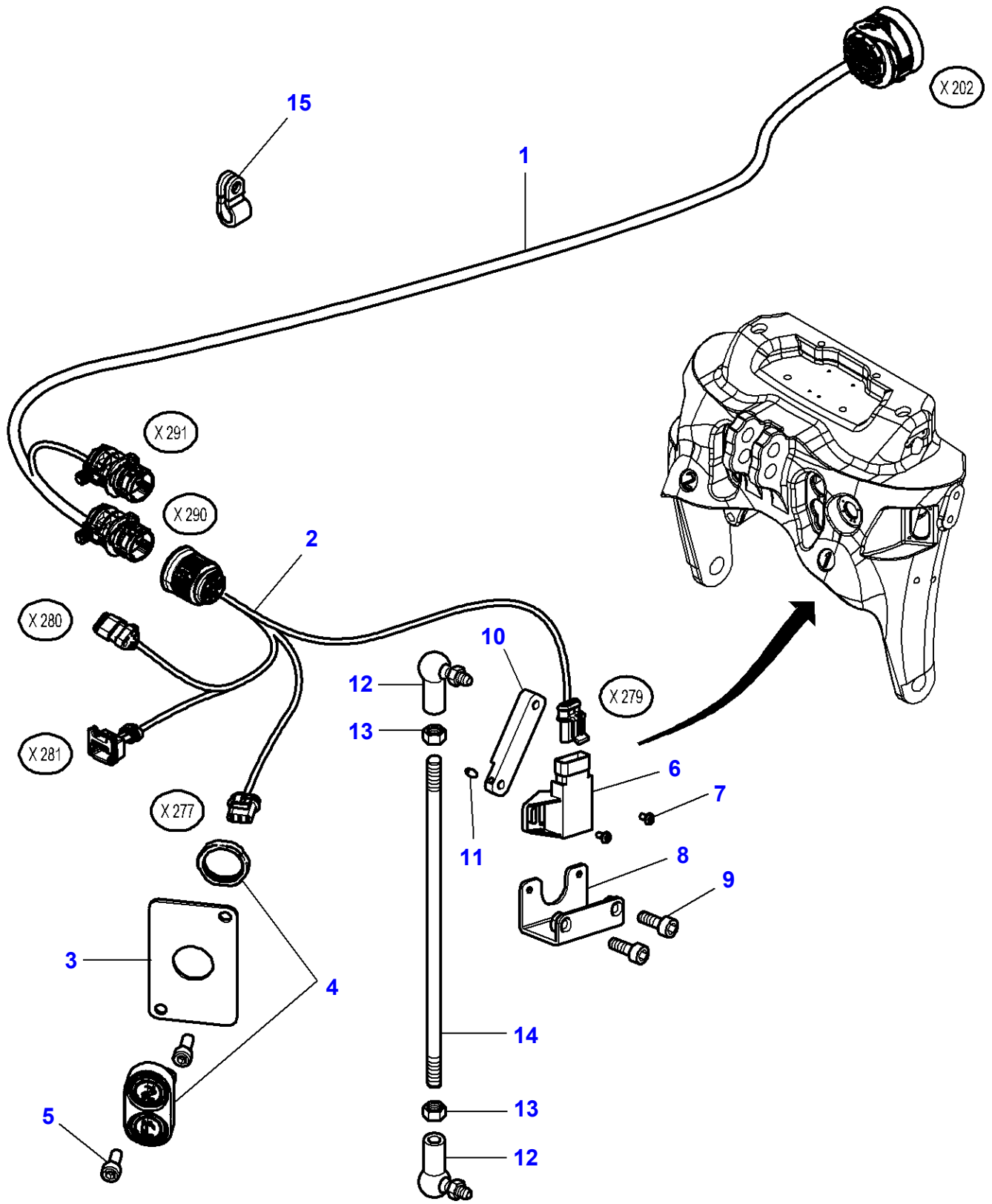
1-WQ41-007-B



**Massey Ferguson****MF 8650 TRACTOR - 3906210****3906210****Front Linkage - With Dual Control - ISO STANDARD****Page040-0200**

<b>Item</b>	<b>Part Number</b>	<b>Qty</b>	<b>Description</b>	<b>Comments</b>
1		1	Harness	See Page - Reference Number 080-0100/2
2	4279995M1	1	Rod Link	
3	4288233M1	1	Support	
4	4289350M2	1	Switch	
5	391989X1	2	Hex Socket Screw	M8 X 20
6	<b>3784361M1</b>	1	Sensor	
7	3009530X1	2	Screw	M4 X 8
8	4281723M1	1	Support	
9	391989X1	2	Hex Socket Screw	M8 X 20
10	4288446M1	1	Rod Link	
11	3011203X1	1	Screw	M4 X 10
12	3782780M1	2	Stub	
13	1440207X1	2	Nut	M6

1-WQ41-004-B

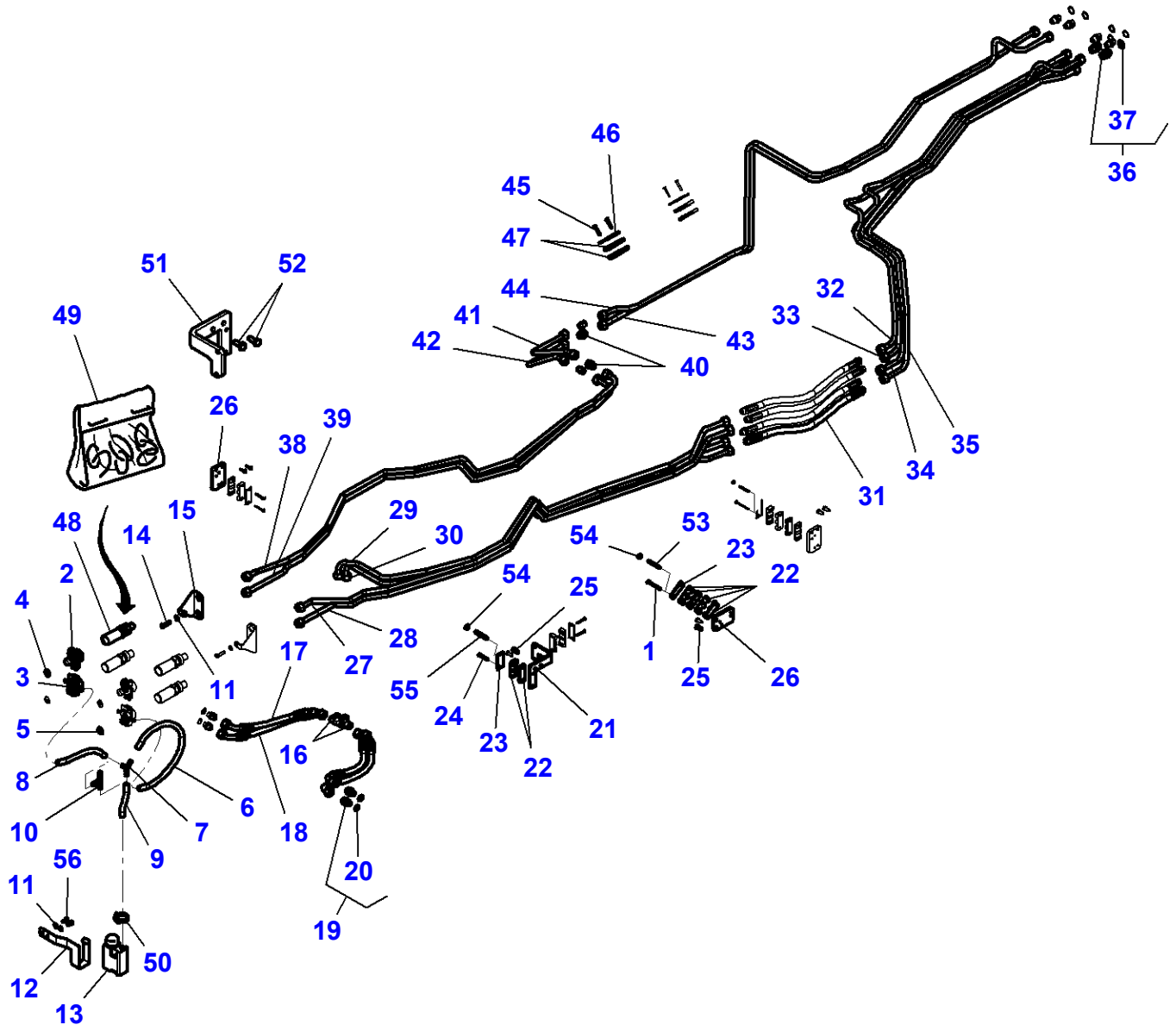




**Massey Ferguson****MF 8650 TRACTOR - 3906210****3906210****Front Linkage - With Dual Control - SAE STANDARD****Page040-0205**

<b>Item</b>	<b>Part Number</b>	<b>Qty</b>	<b>Description</b>	<b>Comments</b>
1	4293621M93	1	Harness	
2	4293556M3	1	Harness	
3	4288233M1	1	Support	
4	4289350M2	1	Switch	
5	391989X1	2	Hex Socket Screw	M8 X 20
6	<b>3784361M1</b>	1	Sensor	
7	3009530X1	2	Screw	M4 X 8
8	4281723M1	1	Support	
9	391989X1	2	Hex Socket Screw	M8 X 20
10	4288446M1	1	Rod Link	
11	3011203X1	1	Screw	M4 X 10
12	3782780M1	2	Stub	
13	1440207X1	2	Nut	M6
14	4279995M1	1	Rod Link	
15	3581424M1	2	Clip	Diameter 30

1-WQ39-068-D

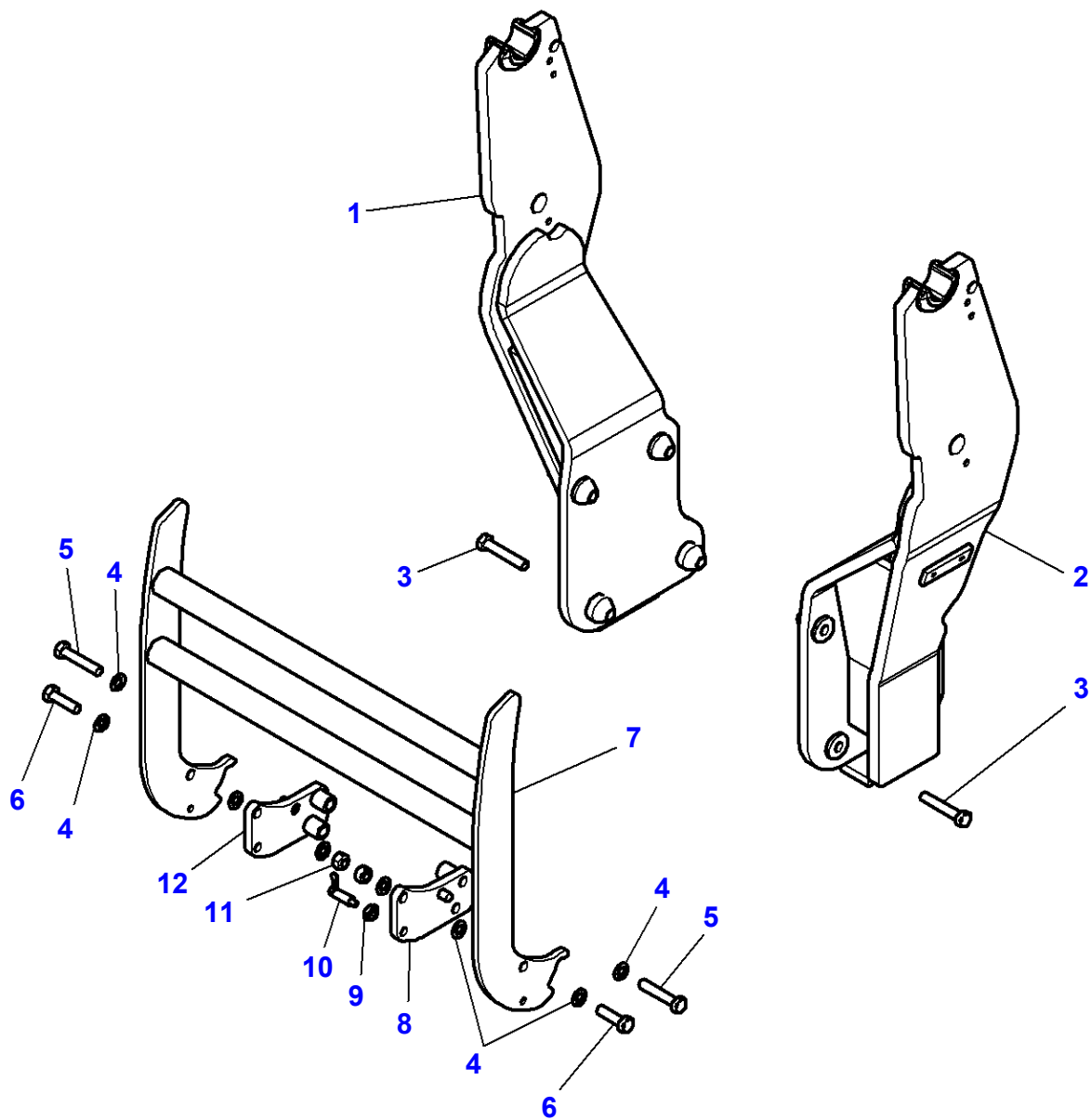


## Front Linkage - Hydraulic

Item	Part Number	Qty	Description	Comments
1	1440922X1	4	Hex Cap Screw	Up to Serial or Engine Number 02-APR-2009 M6 X 60
2	4289110M1	2	Breather	
3	4289111M1	2	Breather	
4	4282510M1	2	Padding	[A]
5	4282511M1	2	Padding	[A]
6	4288614M2	1	Hydr. Hose	
7	3011406X1	1	Union	(6) Up to Serial or Engine Number U166041
8		1	Hydr. Hose	(6) Not serviced,order REF. 6
9		1	Hydr. Hose	(6) Not serviced,order REF. 6
10	3010669X1	1	T-Piece	(6) From Serial or Engine Number U166042
11	390972X1	2	Flat Washer	
12	4288613M1	1	Support	
13	4287649M1	1	Can	
14	339009X1	2	Hex Cap Screw	M8 X 35
15	4279997M3	2	Support	
16	338738X1	2	Union	
17	4295909M2	2	Hydr. Hose	Length 365 MM
18	4295655M2	2	Hydr. Hose	Length 412 MM
19	338717X91	4	Union	
20	338764X1	1	Seal	(19)
21	4291682M2	1	Support	
22	4290226M1	14	Bridle	
23	4292819M1	5	Plate	
24	339229X1	6	Hex Cap Screw	Up to Serial or Engine Number 02-APR-2009 M6 x 40
25	339123X1	8	Hex Cap Screw	M8 X 20
26	4290227M1	3	Support	Up to Serial or Engine Number T352096
	4290227M1	2	Support	From Serial or Engine Number T352097
27	4278274M2	1	Tube	
28	4278275M2	1	Tube	
29	4278272M2	1	Tube	
30	4278279M2	1	Tube	
31	4287284M1	4	Hydr. Hose	
32	4297775M1	1	Tube	
33	4297776M1	1	Tube	
34	4282634M2	1	Tube	
35	4282635M1	1	Tube	
36	3011961X91	6	Union	
37	F916.961.020.160	1	O Ring	(36)
38	4290215M2	1	Tube	
39	4290216M2	1	Tube	
40	338709X1	4	Union	
41	4297841M1	1	Tube	
42	4297842M1	1	Tube	
43	4297773M1	1	Tube	
44	4297844M1	1	Tube	
45	339096X1	4	Hex Cap Screw	
46	4292820M1	2	Plate	
47	4287285M1	4	Bridle	
48	<b>4292821M1</b>	4	Female Coupler	
49	3905538M91	1	Kit, Repair	
50	3000483X1	1	Hose Clip	
51	4298387M1	1	Support	From Serial or Engine Number T352097
52	339123X1	2	Hex Cap Screw	From Serial or Engine Number T352097 M8 X 20
53	<b>3019062X1</b>	4	Stud	From Serial or Engine Number 03-APR-2009 M6 X 60
54	339030X1	10	Nut	From Serial or Engine Number 03-APR-2009
55	3019058X1	6	Stud	From Serial or Engine Number 03-APR-2009 M6 X 35
56	339124X1	2	Hex Cap Screw	M8 X 16

FOOTNOTE [A] BLUE

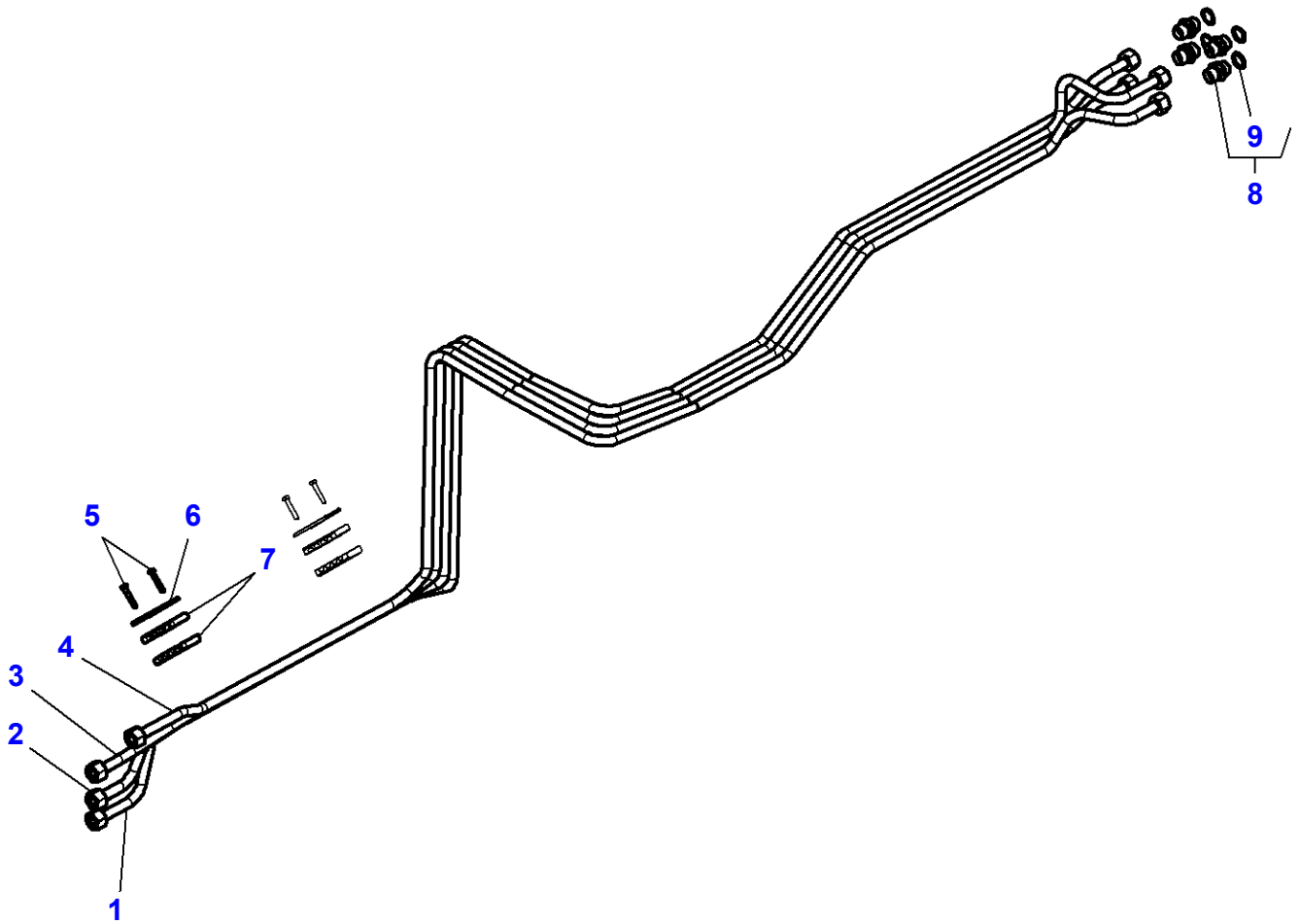
1-WQ50-008-A



**Massey Ferguson****MF 8650 TRACTOR - 3906210****3906210****Loader - Frame****Page040-0215**

<b>Item</b>	<b>Part Number</b>	<b>Qty</b>	<b>Description</b>	<b>Comments</b>
1	AL10386052	1	Mast	Right Hand
2	AL10386051	1	Mast	Left Hand
3	391914X1	8	Hex Cap Screw	M20 x 100
4	AL5013127	10	Washer	Diameter 21 X 36 X 3
5	391332X1	4	Hex Cap Screw	M20 X 100
6	391329X1	2	Hex Cap Screw	M20 X 70
7	AL10388946	1	Grille	
8	AL10388975	1	Support	Left Hand
9	AL5011922	1	Nut	M20
10	AL5016994	1	Clevis Pin	
11	3008244X1	2	Top Locknut	
12	AL10388976	1	Support	Right Hand

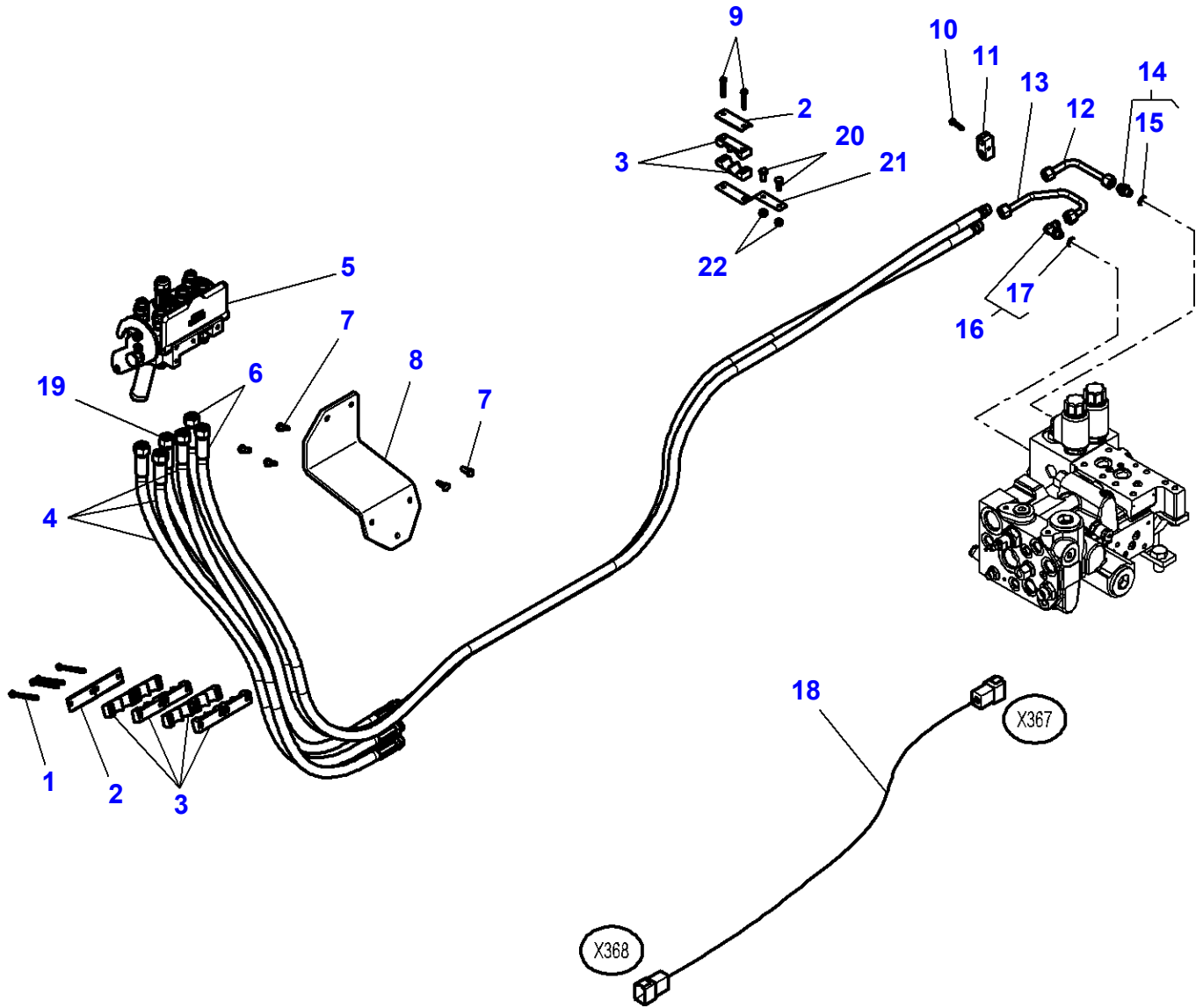
1-WQ51-010-A



**Massey Ferguson****MF 8650 TRACTOR - 3906210****3906210****Loader - Hydraulic - Without Front Linkage****Page040-0220**

<b>Item</b>	<b>Part Number</b>	<b>Qty</b>	<b>Description</b>	<b>Comments</b>
1	4297773M1	1	Tube	
2	4297844M1	1	Tube	
3	4297845M1	1	Tube	
4	4297777M1	1	Tube	
5	339096X1	4	Hex Cap Screw	M6 X 35
6	4292820M1	2	Plate	
7	4287285M1	4	Bridle	
8	3011961X91	4	Union	
9	F916.961.020.160	1	O Ring	(8)

1-WQ51-009-A





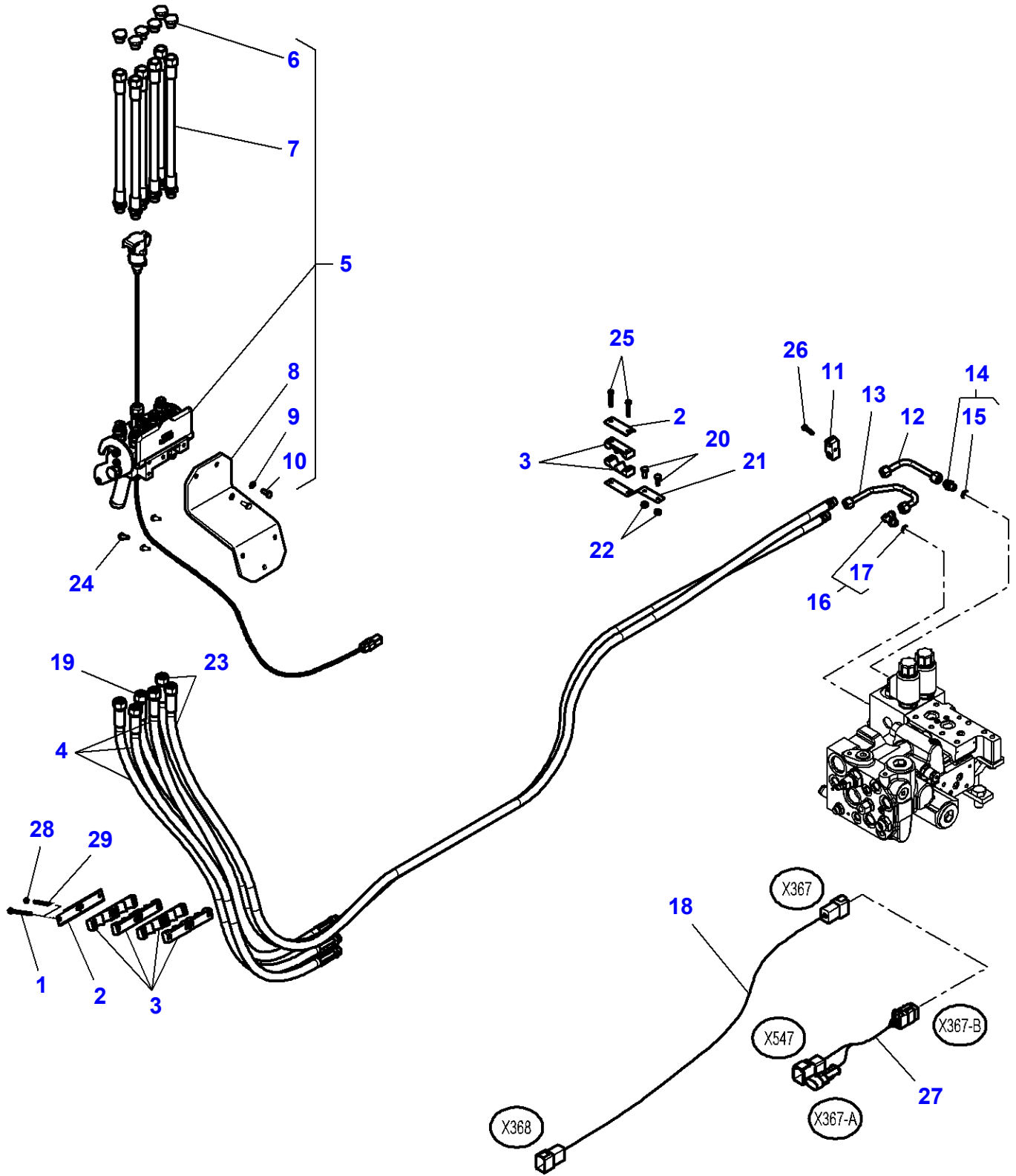
**Massey Ferguson****MF 8650 TRACTOR - 3906210****3906210****Loader - Hydraulic - Up to Serial or Engine Number 20-NOV-2008****Page040-0225**

<b>Item</b>	<b>Part Number</b>	<b>Qty</b>	<b>Description</b>	<b>Comments</b>
1	3009035X1	4	Hex Cap Screw	M6 x 75
2	4291349M1	3	Plate	
3	3786069M2	10	Bridle	
4	4294616M2	3	Hydr. Hose	
5	4296855M91	1	Coupler	[A]
6	4297683M1	2	Hydr. Hose	
7	339123X1	5	Hex Cap Screw	M8 x 20
8	AL10389347	1	Support	
9	339229X1	2	Hex Cap Screw	M6 X 40
10	339262X1	1	Hex Cap Screw	M6 X 30
11	4295424M1	1	Support	
12	4297829M1	1	Tube	
13	4297830M1	1	Tube	
14	3011049X91	1	Union	
15	3015162X1	1	O Ring	(14)
16	4272177M1	1	Union	
17	3019396X1	1	O Ring	(16)
18	4298106M1	1	Harness	
19	4298108M1	1	Hydr. Hose	
20	3009493X1	2	Hex Cap Screw	M10 X 30
21	4297843M1	1	Support	
22	1440329X1	2	Locknut	

**FOOTNOTE [A] DETAIL TO BE ADVISED**

MF 8650 TRACTOR - 3906210  
1-WQ51-011-B

1-WQ51-011-B



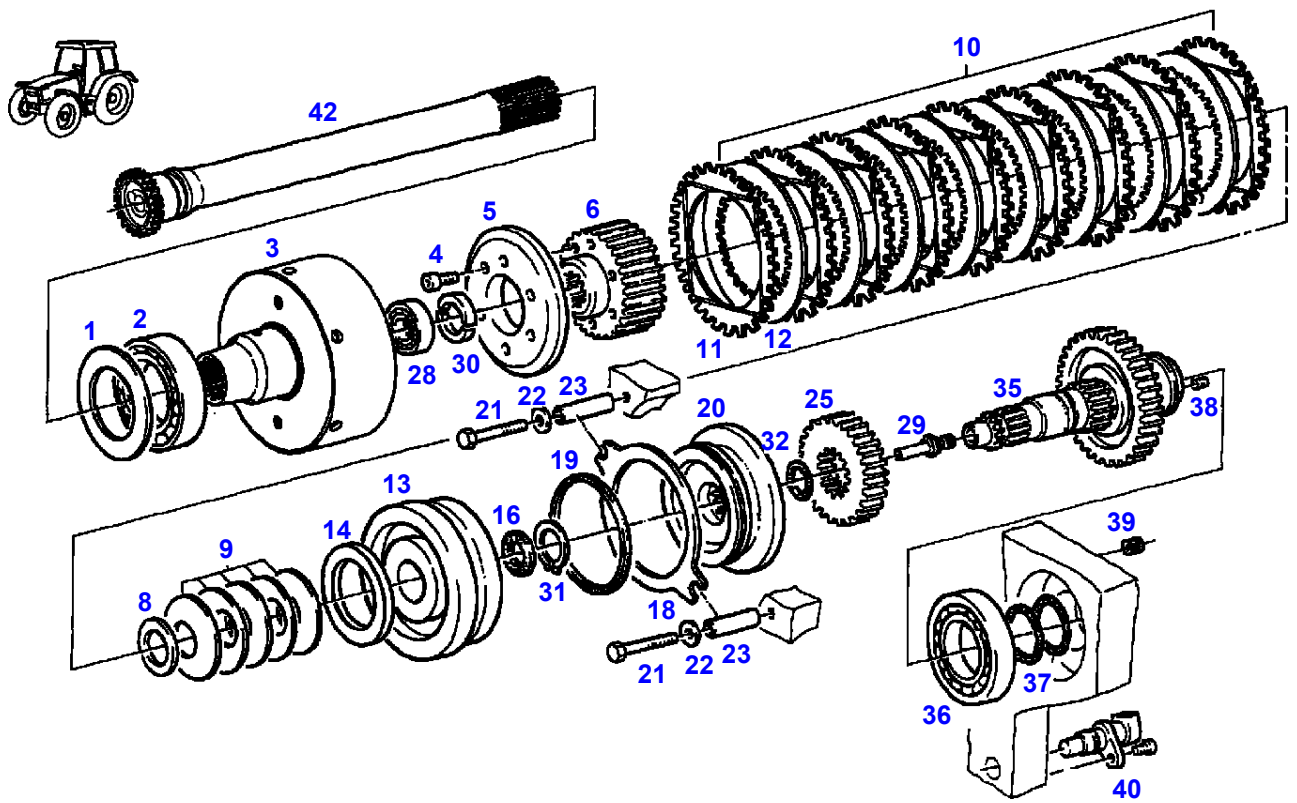
**Massey Ferguson****MF 8650 TRACTOR - 3906210****3906210****Loader - Hydraulic - From Serial or Engine Number 21-NOV-2008****Page 040-0230**

<b>Item</b>	<b>Part Number</b>	<b>Qty</b>	<b>Description</b>	<b>Comments</b>
1	3009035X1	4	Hex Cap Screw	Up to Serial or Engine Number 31-MAR-2009 M6 x 75
2	4291349M1	3	Plate	
3	3786069M2	10	Bridle	
4	4294616M2	3	Hydr. Hose	
5	4347228M91	1	Coupler	
6	AL519045	6	Plug	(5)
7	AL9031504	6	Hose	(5)
8	AL10389347	1	Support	(5)
9	AL5013101	2	Washer	(5)
10	AL5002058	2	Screw	(5) M8 X 16
11	4295424M1	1	Support	
12	4297829M1	1	Tube	
13	4297830M1	1	Tube	
14	3011049X91	1	Union	
15	3015162X1	1	O Ring	(14)
16	4272177M1	1	Union	
17	3019396X1	1	O Ring	(16)
18	4298106M1	1	Harness	
19	4298108M1	1	Hydr. Hose	
20	3009493X1	2	Hex Cap Screw	M10 X 30
21	4297843M1	1	Support	
22	1440329X1	2	Locknut	
23	4297683M1	2	Hydr. Hose	
24	339123X1	3	Hex Cap Screw	M8 x 20
25	339229X1	2	Hex Cap Screw	M6 X 40
26	339262X1	1	Hex Cap Screw	M6 X 30
27	4348364M1	1	Harness	For United States of America
28	1440207X1	4	Nut	From Serial or Engine Number 01-APR-2009
29	3011629X1	4	Stud	From Serial or Engine Number 01-APR-2009 M6 X 70

Page Title	Page Number
Independant Power Take Off Clutch - FROM No 903/5308 - UP TO No 903/7000	050-0005
Independant Power Take Off Clutch - Power Take Off 1000 - 540 - FROM N  903/7001	050-0010
Independant Power Take Off Clutch - Power Take Off 1000 - 1000E - FROM N  903/7001	050-0015
Independant Power Take Off Clutch - From Serial or Engine Number - 903/7001	050-0020
Engine P . T . O - Flange - Bridle - FROM No 903/5308 - UP TO No 903/7000	050-0025
Engine P . T . O - Flange - Bridle - From Serial or Engine Number - 903/7001	050-0030
Engine P . T . O - Cylinder	050-0035
Engine P . T . O - Pipes	050-0040
Engine P . T . O - Pipes - From Serial or Engine Number - 903/7001	050-0045
Guard - Pto - SAE STANDARD	050-0050
Guard - Pto - WITH CLEVIS QUICK ADJUSTMENT	050-0055
Guard - Pto - WITH CLEVIS QUICK ADJUSTMENT	050-0060
Front Pto - Housing - Up to Serial or Engine Number - U110003	050-0065
Front Pto - Housing - From Serial or Engine Number - U110004	050-0070
Front Pto - Housing	050-0075
Front Pto - Housing	050-0080
Front Pto - Housing	050-0085
Front Pto - IPTO Clutch	050-0090

MF 8650 TRACTOR - 3906210  
1-WG23-014-A

1-WG23-014-A

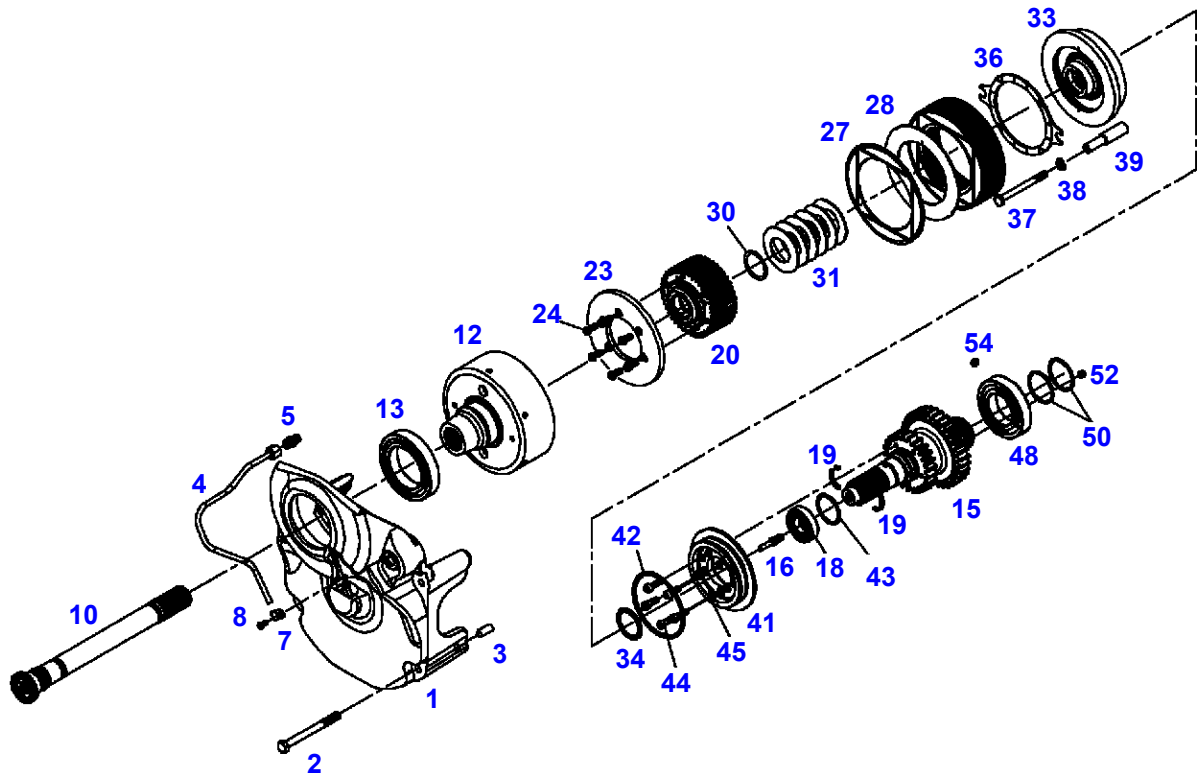


**Massey Ferguson****MF 8650 TRACTOR - 3906210****3906210****Independent Power Take Off Clutch - FROM No 903/5308 - UP TO No 903/7000****Page 050-0005**

<b>Item</b>	<b>Part Number</b>	<b>Qty</b>	<b>Description</b>	<b>Comments</b>
1	X534.677.046.000	X	Shim	Thickness 0,10 MM
	X534.677.146.000	X	Shim	Thickness 0,30 MM
2	X605.506.311.000	1	Ball Bearing	
3	926.150.220.210	1	Clutch Housing	
4	X493.607.305.000	6	Hex Cap Screw	M8 X 20
5	822.100.220.170	1	Backup Ring	
6	926.150.220.230	1	Disc Carrier	
8	X534.767.700.000	X	Shim	Thickness 0,50 MM
	X534.767.900.000	X	Shim	Thickness 1,00 MM
9	822.100.220.510	5	Cup Spring	
10	G926.150.220.050	1	Kit, Disc	
11		9	External Disc	(10) Not serviced,order REF. 10
12		8	Internal Disc	(10) Not serviced,order REF. 10
13	926.150.220.240	1	Piston	
14	926.150.220.220	1	Ring	
16	822.100.220.530	1	Support Cover	
18	718.150.220.080	1	External Disc	
19	822.100.220.380	1	Support Cover	
20	822.100.220.850	1	Brake Disc	
21	X487.532.541.000	2	Screw	M10 X 70
22	X521.404.447.000	2	Spring Plate	
23	822.100.220.080	2	Bush	
25	822.100.220.340	1	Spur Gear	750-1000 TR/MM Number of teeth/spines 25
	824.100.220.010	1	Spur Gear	540-1000 TR/MM Number of teeth/spines 22
28	H822.100.220.070	1	Ball Bearing	
29	916.100.220.010	1	Nozzle	
30	199.100.080.110	2	Half Ring	
31	X530.005.446.000	1	Circlip	Diameter 45 X 1,75
32	X548.909.366.000	1	O Ring	Diameter 40,2 X 3
35	822.100.220.521	1	Shaft	
36	X620.308.300.003	1	Roller Bearing	Replace and repair. Old not interchangeable with new G822100220030
37	X560.505.900.000	2	Plain Compr.Ring	
38	X412.823.106.000	1	Screw	M10 X 12
39	822.100.220.120	1	Shroud	
40		1	Transmitter	See Page - Reference Number 090-0070/11
42	926.102.080.130	1	Shaft	

MF 8650 TRACTOR - 3906210  
1-WG23-018-A

1-WG23-018-A



**Massey Ferguson****MF 8650 TRACTOR - 3906210**

3906210

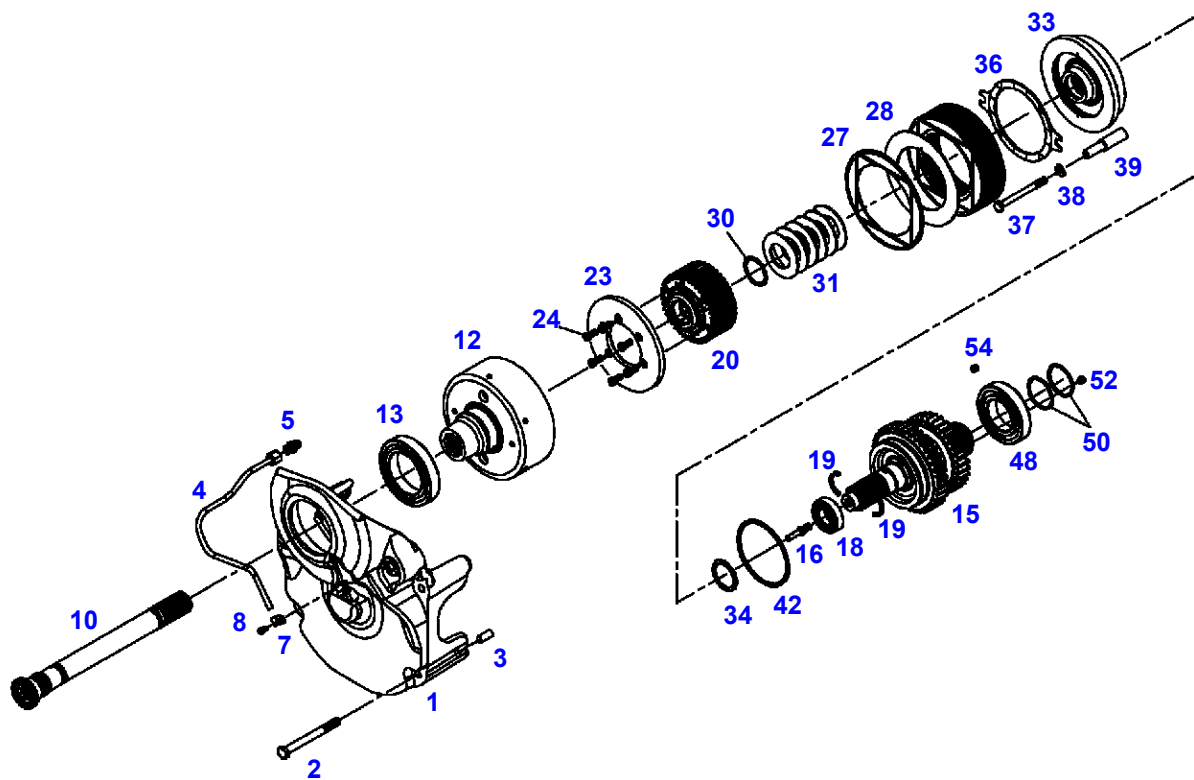
Independant Power Take Off Clutch - Power Take Off 1000 - 540 - FROM N; 903/7001

Page050-0010

Item	Part Number	Qty	Description	Comments
1	934.152.220.300	1	Stirrup	
2	<b>X486.537.301.000</b>	4	Screw	M12 X 130
3	X505.558.539.000	2	Dowel	
4	H934.152.220.100	1	Lub.Oil Pipe	
5	X592.501.000.000	1	Thread. Part	
7	X459.075.100.000	1	Clamp	
8	X487.520.441.000	1	Screw	M6 X 12
10	934.152.220.350	1	Shaft	
12	934.152.220.140	1	Clutch Housing	
13	<b>X605.506.511.000</b>	1	Ball Bearing	
15	934.152.220.010	1	Drive Shaft	
16	934.152.220.500	1	Nozzle	
18	<b>X605.510.834.000</b>	1	Ball Bearing	
19	199.106.080.250	2	Banjo Fitting	
20	934.152.220.120	1	Disc Carrier	
23	931.150.200.070	1	Backup Ring	
24	X493.607.305.000	6	Hex Cap Screw	M8 X 20
27	934.152.220.480	9	Compens. Sheet	
28	716.150.220.660	8	Internal Disc	
30	411.100.410.695	1	Disc	
31	934.152.220.470	6	Cup Spring	
33	934.152.220.101	1	Piston	
34	934.152.220.490	1	Support Cover	
36	718.150.220.080	1	External Disc	
37	X486.533.206.000	2	Screw	M10 X 110
38	X521.404.447.000	2	Spring Plate	
39	934.152.220.150	2	Bush	
41	934.152.220.110	1	Piston	
42	822.100.220.380	1	Support Cover	
43	X548.932.300.000	1	O Ring	
44	X485.007.505.000	5	Hex Cap Screw	M8 X 25
45	X566.004.101.000	5	Usit Ring	
48	X620.308.300.003	1	Roller Bearing	
50	X560.505.900.000	2	Plain Compr.Ring	
52	X412.823.006.000	1	Grub Screw	M10 X 10
54	X820.500.505.000	1	Nozzle	



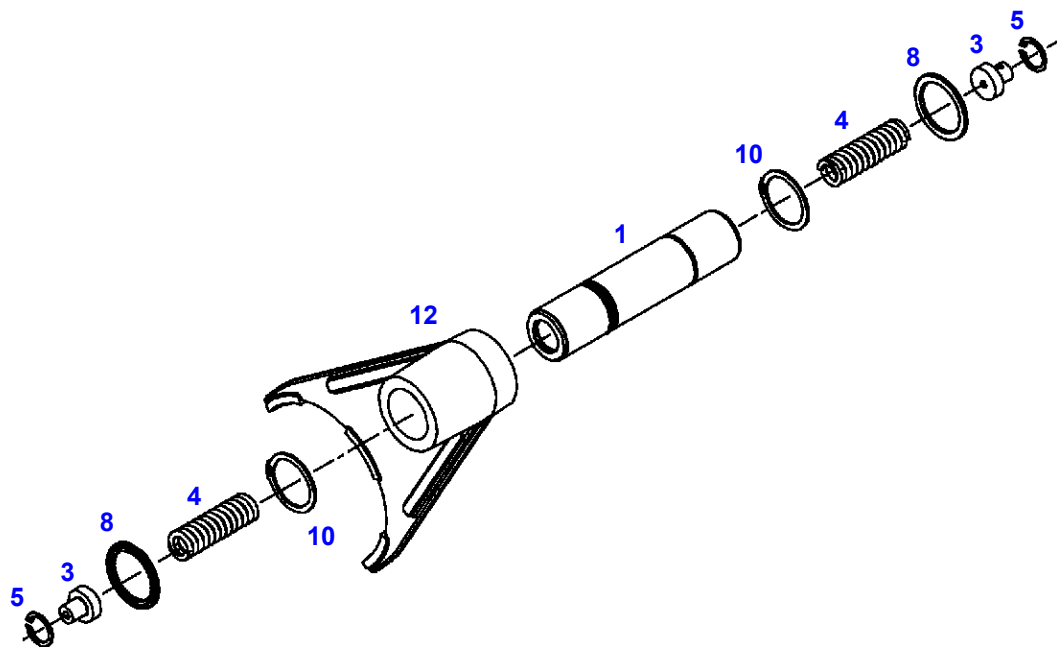
1-WG23-017-A



**Massey Ferguson****MF 8650 TRACTOR - 3906210****3906210****Independent Power Take Off Clutch - Power Take Off 1000 - 1000E - FROM N# 903/7001****Page050-0015**

<b>Item</b>	<b>Part Number</b>	<b>Qty</b>	<b>Description</b>	<b>Comments</b>
1	934.152.220.300	1	Stirrup	
2	<b>X486.537.301.000</b>	4	Screw	M12 X 130
3	X505.558.539.000	2	Dowel	
4	H934.152.220.100	1	Lub.Oil Pipe	
5	X592.501.000.000	1	Thread. Part	
7	X459.075.100.000	1	Clamp	
8	X487.520.441.000	1	Screw	M8 X 12
10	934.152.220.350	1	Shaft	
12	934.152.220.140	1	Clutch Housing	
13	<b>X605.506.511.000</b>	1	Ball Bearing	
15	934.152.221.010	1	Drive Shaft	
16	934.152.220.500	1	Nozzle	
18	<b>X605.510.834.000</b>	1	Ball Bearing	
19	199.106.080.250	2	Banjo Fitting	
20	934.152.220.120	1	Disc Carrier	
23	931.150.200.070	1	Backup Ring	
24	X493.607.305.000	6	Hex Cap Screw	M8 X 20
27	934.152.220.480	9	Compens. Sheet	
28	716.150.220.660	8	Internal Disc	
30	411.100.410.695	1	Disc	
31	934.152.220.470	6	Cup Spring	
33	934.152.220.101	1	Piston	
34	934.152.220.490	1	Support Cover	
36	718.150.220.080	1	External Disc	
37	X486.533.206.000	2	Screw	M10 X 110
38	X521.404.447.000	2	Spring Plate	
39	934.152.220.150	2	Bush	
42	822.100.220.380	1	Support Cover	
48	X620.308.300.003	1	Roller Bearing	
50	X560.505.900.000	2	Plain Compr.Ring	
52	X412.823.006.000	1	Grub Screw	M10 X 10
54	X820.500.505.000	1	Nozzle	

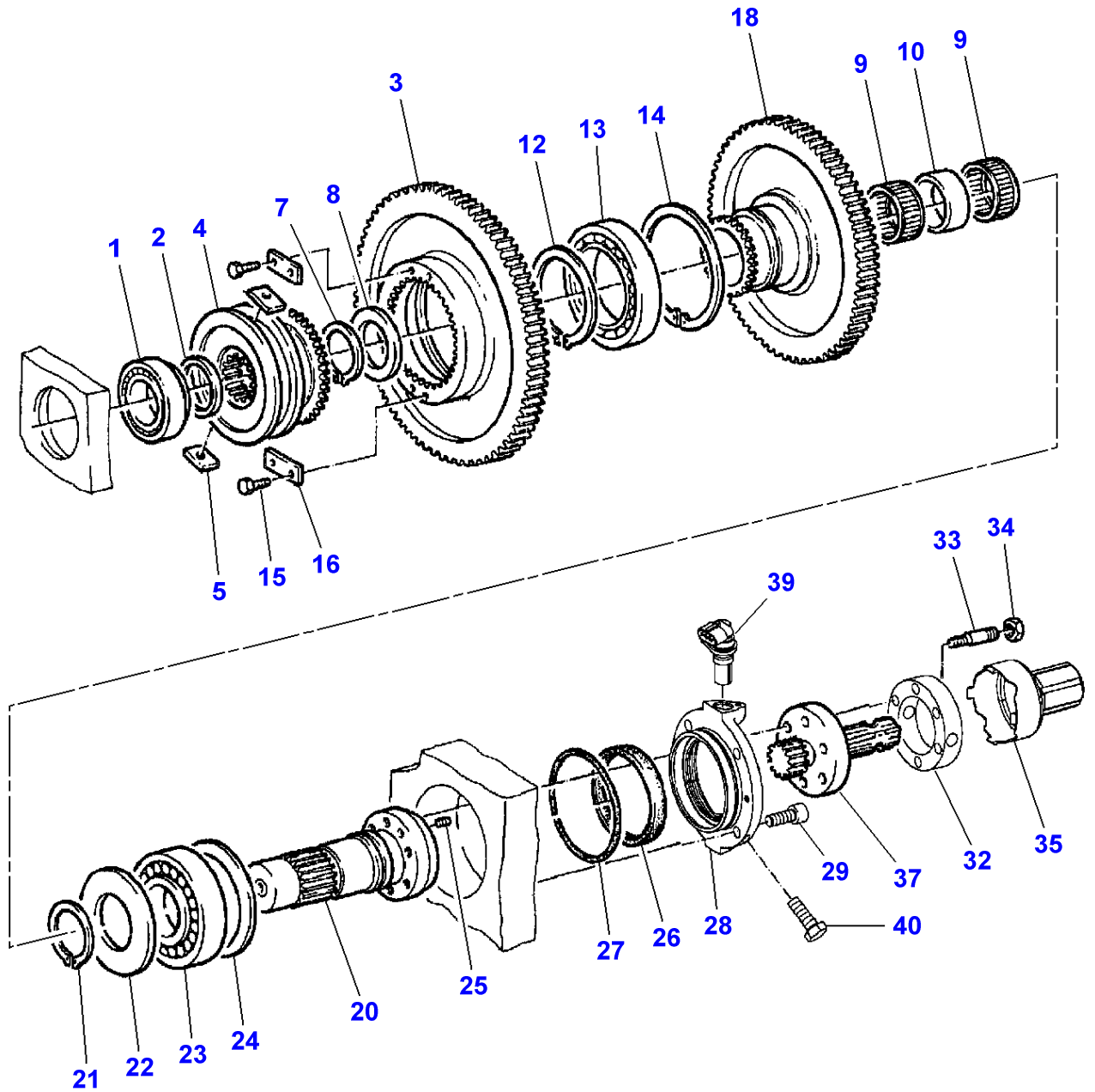
1-WG23-019-A



**Massey Ferguson****MF 8650 TRACTOR - 3906210****3906210****Independent Power Take Off Clutch - From Serial or Engine Number 903/7001****Page050-0020**

<b>Item</b>	<b>Part Number</b>	<b>Qty</b>	<b>Description</b>
1	934.152.220.400	1	Shaft
3	339.150.222.440	2	Thrust Piece
4	718.150.220.160	2	Comp.Spring
5	X530.102.146.000	2	Circlip
8	411.151.220.500	2	Support Cover
10	<b>X530.004.346.000</b>	2	Circlip
12	934.152.220.410	1	Shift Fork

1-WG78-002-A

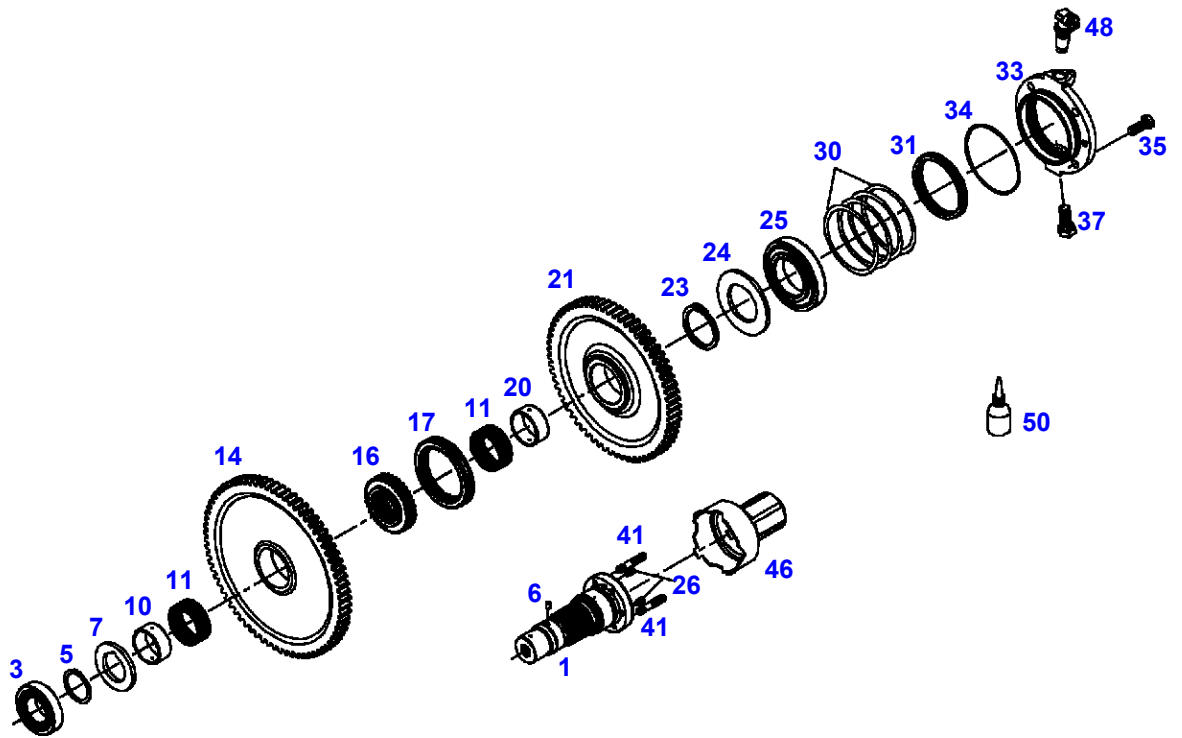


**Massey Ferguson****MF 8650 TRACTOR - 3906210****3906210****Engine P . T . O - Flange - Bridle - FROM No 903/5308 - UP TO No 903/7000****Page050-0025**

Item	Part Number	Qty	Description	Comments
1	X619.049.041.009	1	Cup And Cone	
2	X534.566.246.000	1	Backup Ring	Diameter 50 X 62
3	822.100.220.310	1	Spur Gear	750-1000 TR/MM Number of teeth/spines 74
	824.100.220.020	1	Spur Gear	540-1000 TR/MM Number of teeth/spines 83
4	822.100.220.330	1	Coupler	
5	822.100.220.150	2	Slide	
7	X530.006.146.000	1	Circlip	Diameter 55 X 2
8	822.100.220.210	1	Disc	
9	H312.100.222.020	2	Needle Cage	
10	822.100.220.220	1	Spacer	
12	X530.007.946.000	1	Circlip	Diameter 85 X 3
13	X605.506.600.000	1	Ball Bearing	
14	X530.325.046.000	1	Circlip	Diameter 130 X 4
15	X487.520.041.000	4	Screw	M6 X 16
16	822.100.220.200	2	Stop	
18	822.100.220.300	1	Spur Gear	Number of teeth/spines 65
20	H822.100.220.010	1	Shaft	
21	X530.009.100.000	1	Circlip	Diameter 65 X 4
22	716.151.220.210	1	Thrust Washer	
23	X619.049.341.009	1	Cup And Cone	
24	X534.678.300.000	X	Shim	Thickness 0,10 MM
	X534.678.400.000	X	Shim	Thickness 0,15 MM
	X534.678.500.000	X	Shim	Thickness 0,20 MM
	X534.678.600.000	X	Shim	Thickness 0,30 MM
	X534.678.700.000	X	Shim	Thickness 0,50 MM
25	X413.420.206.000	2	Grub Screw	M6 X 16
26	X550.162.801.000	1	Shaft Seal	95 X 110 X 10
27	X548.994.700.000	1	O Ring	Diameter 114 X 3
28	926.150.220.201	1	Cover	
29	X485.018.905.000	4	Hex Cap Screw	M12 X 35
32	926.150.220.080	1	Ring	Replace and repair. Old not interchangeable with new 926150220050
33	X489.132.006.000	6	Stud	M10 X 45
34	3014375X1	6	Nut	M10
35	926.150.220.060	1	Pto Guard	
37	926.150.220.040	1	Flanged Pin	Number of teeth/spines 21 1 3/83
	926.150.220.030	1	Flanged Pin	[A] Number of teeth/spines 6 1 3/8"
	926.150.220.070	1	Flanged Pin	Number of teeth/spines 20 1 3/4"
	926.150.220.010	1	Flanged Pin	Number of teeth/spines 6 1 3/4"
39		1	Transmitter	See Page - Reference Number 090-0070/11
40	X487.545.241.000	1	Screw	M16 X 40

**FOOTNOTE [A] OPTION ONLY**

1-WG78-003-A

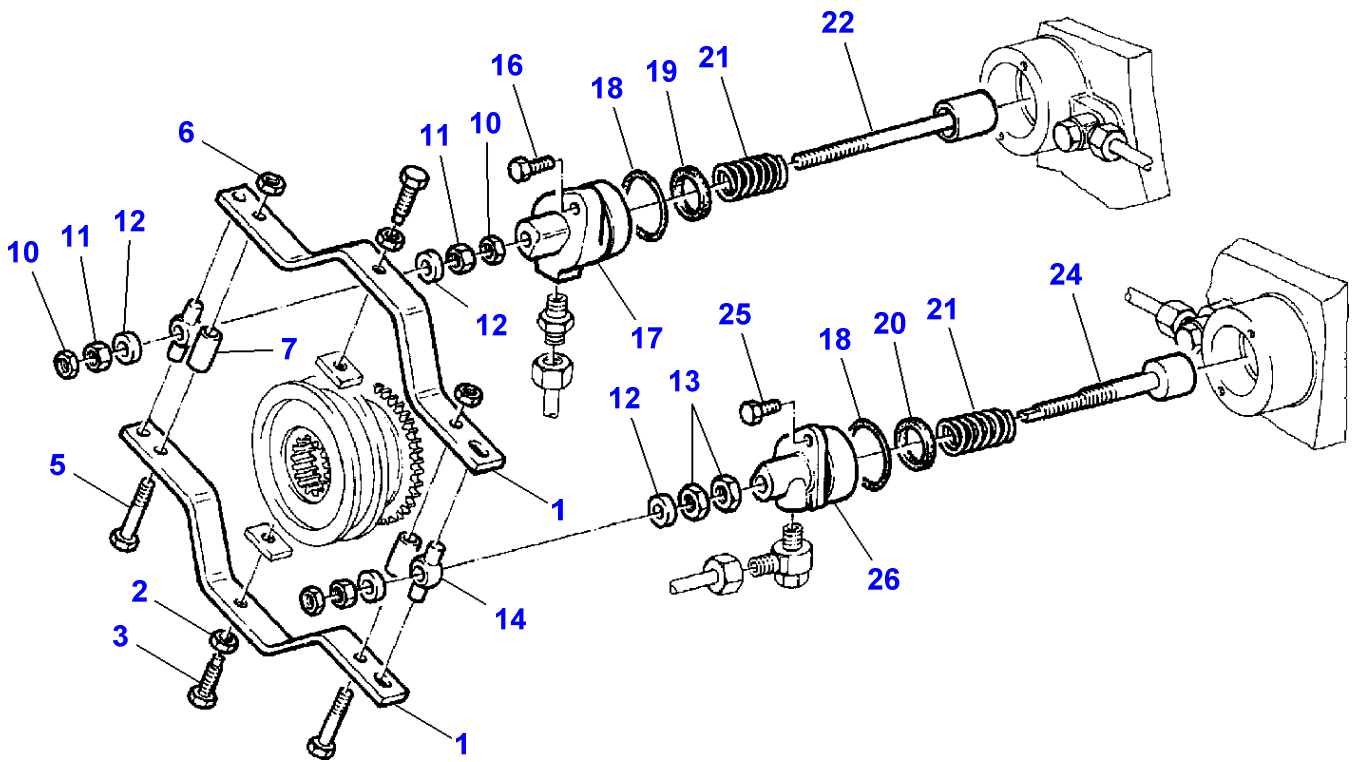


**Massey Ferguson****MF 8650 TRACTOR - 3906210****3906210****Engine P . T . O - Flange - Bridle - From Serial or Engine Number 903/7001****Page050-0030**

<b>Item</b>	<b>Part Number</b>	<b>Qty</b>	<b>Description</b>	<b>Comments</b>
1	934.152.220.201	1	Drive Shaft	
3	X619.054.100.007	1	Cup And Cone	
5	X530.005.946.000	1	Circlip	
6	X505.537.800.000	1	Dowel	
7	934.152.220.250	1	Thrust Washer	
10	934.152.220.460	1	Inner Race	
11	H934.152.220.010	2	Needle Cage	
14	934.152.220.220	1	Spur Gear	PTO 1000/540E Number of teeth/spines 73
	934.152.221.020	1	Spur Gear	PTO 1000/1000E Number of teeth/spines 61
16	934.152.220.230	1	Guide	
17	934.152.220.240	1	Thimble	
20	934.152.220.450	1	Inner Race	
21	934.152.220.210	1	Spur Gear	Number of teeth/spines 65
23	X530.009.100.000	1	Circlip	
24	716.151.220.210	1	Thrust Washer	
25	X619.049.341.009	1	Cup And Cone	
26	X413.420.206.000	2	Grub Screw	M8 X 16
30	X534.678.300.000	X	Shim	
	X534.678.400.000	X	Shim	
	X534.678.500.000	X	Shim	
	X534.678.600.000	X	Shim	
	X534.678.700.000	X	Shim	
31	X550.162.801.000	1	Shaft Seal	
33	934.152.220.030	1	Roller Guard	
34	X548.994.700.000	1	O Ring	
35	X487.535.741.000	4	Screw	M12 X 35
37	X487.545.241.000	1	Screw	M16 X 40
41	X489.132.006.000	6	Stud	M10 X 45
46	926.150.220.060	1	Pto Guard	
48		1	Transmitter	See Page - Reference Number 090-0070/11
50	X903.050.084.000	1	Loctite	



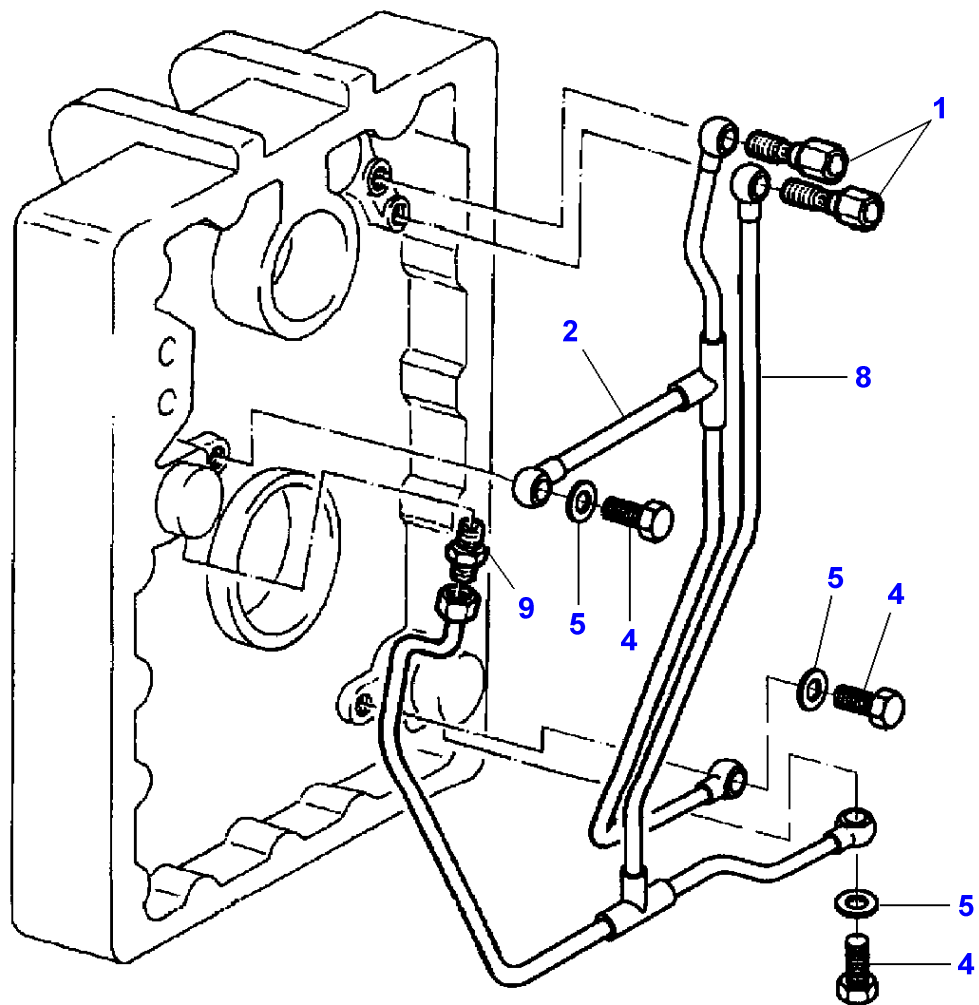
1-WG90-001-A



**Massey Ferguson****MF 8650 TRACTOR - 3906210****3906210****Engine P . T . O - Cylinder****Page050-0035**

<b>Item</b>	<b>Part Number</b>	<b>Qty</b>	<b>Description</b>	<b>Comments</b>
1	822.100.220.250	2	Stirrup	
2	X428.203.203.000	2	Nut	M12
3	822.100.220.390	2	Stud	
5	X487.532.541.000	2	Screw	M10 X 70
6	X428.202.839.000	2	Nut	M10
7	822.100.220.260	2	Tube	
10	X428.803.240.000	3	Nut	M12
11	X428.203.203.000	3	Nut	M12
12	822.100.220.470	4	Disc	
13	X428.804.040.000	2	Nut	M16
14	822.100.220.240	2	Spacer	
16	X487.531.941.000	2	Screw	M10 X 40
17	822.100.220.100	1	Cylinder	
18	X548.926.801.000	2	O Ring	Diameter 50 X 3
19	X548.766.700.000	1	Seal Section	
20	X548.767.000.000	1	Seal Section	
21	822.100.220.110	2	Comp.Spring	
22	H822.100.220.080	1	Piston	
24	822.100.220.610	1	Piston	
25	X487.531.505.000	2	Screw	M10 X 25
26	822.100.220.620	1	Cylinder	

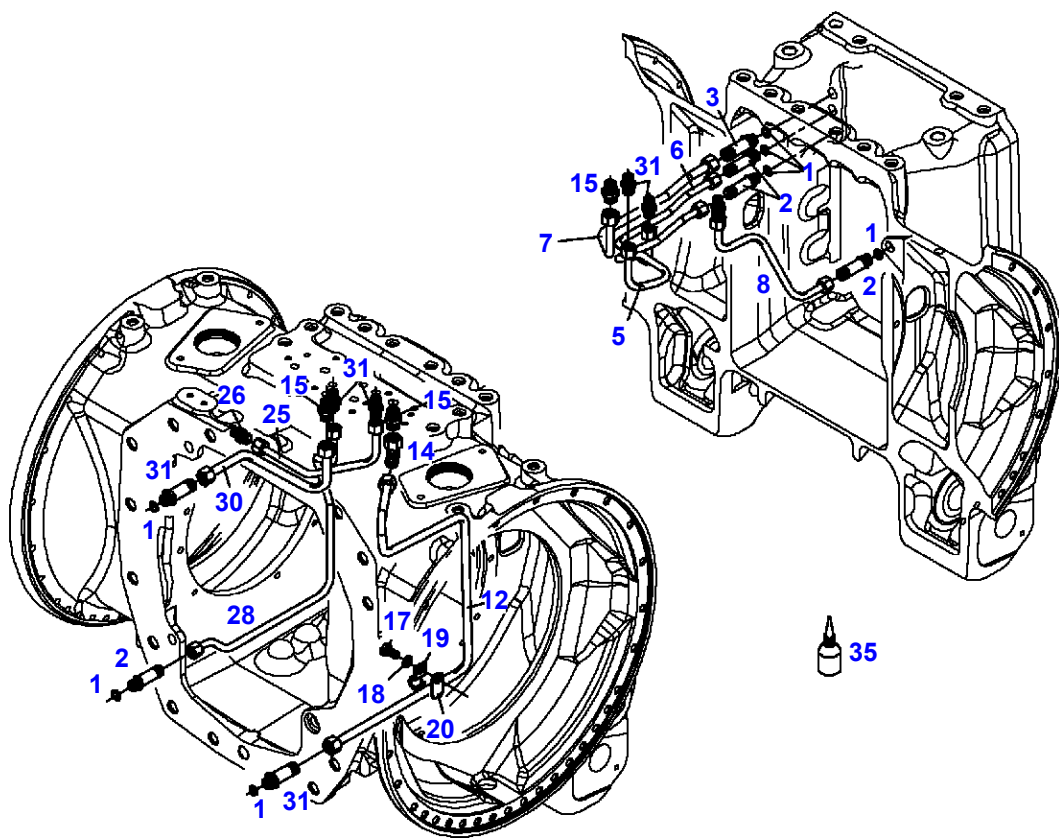
1-WG29-003-A



**Massey Ferguson****MF 8650 TRACTOR - 3906210****3906210****Engine P . T . O - Pipes****Page050-0040**

<b>Item</b>	<b>Part Number</b>	<b>Qty</b>	<b>Description</b>
1	822.100.620.400	2	Center Piece
2	H822.100.620.310	1	Pipe
4	822.100.620.460	3	Union
5	X450.008.708.000	3	Washer
8	H822.100.620.300	1	Pipe
9	822.100.620.450	1	Thread. Part

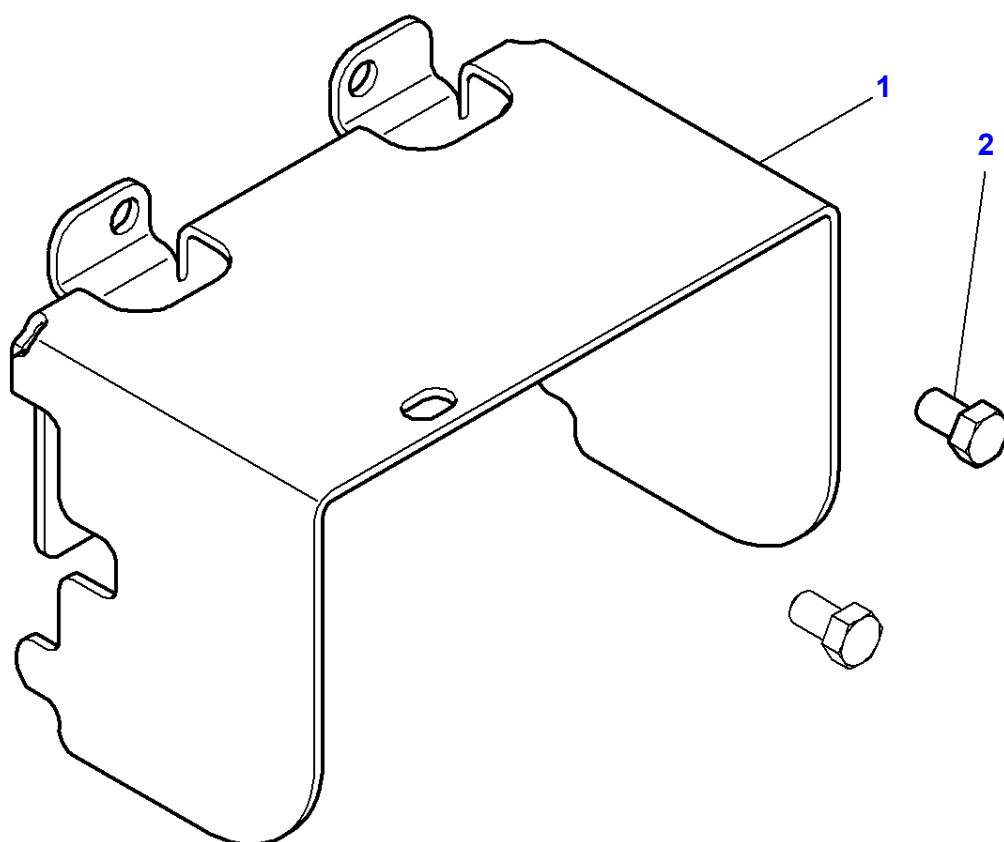
1-WG29-004-A



**Massey Ferguson****MF 8650 TRACTOR - 3906210****3906210****Engine P. T. O - Pipes - From Serial or Engine Number 903/7001****Page050-0045**

<b>Item</b>	<b>Part Number</b>	<b>Qty</b>	<b>Description</b>
1	X548.833.601.000	7	O Ring
2	716.150.620.060	4	Union
3	934.152.620.020	3	Socket
5	H934.152.620.040	1	Tube
6	H934.152.620.020	1	Tube
7	H934.152.620.010	1	Tube
8	H934.152.620.050	1	Tube
12	H934.152.620.060	1	Tube
14	X584.316.900.000	1	Union
15	X592.501.200.000	3	Thread. Part
17	X487.531.305.000	1	Screw
18	X520.804.401.000	1	Lock Washer
19	025.863.020.020	1	Clamp
20	934.152.620.060	1	Strap
25	H934.152.620.030	1	Tube
26	934.152.620.050	1	Socket
28	H934.152.620.080	1	Tube
30	H934.152.620.070	1	Tube
31	X592.501.100.000	5	Thread. Part
35	X903.050.084.000	1	Loctite

1-WR10-014-A



**Massey Ferguson**

**MF 8650 TRACTOR - 3906210**

**3906210**

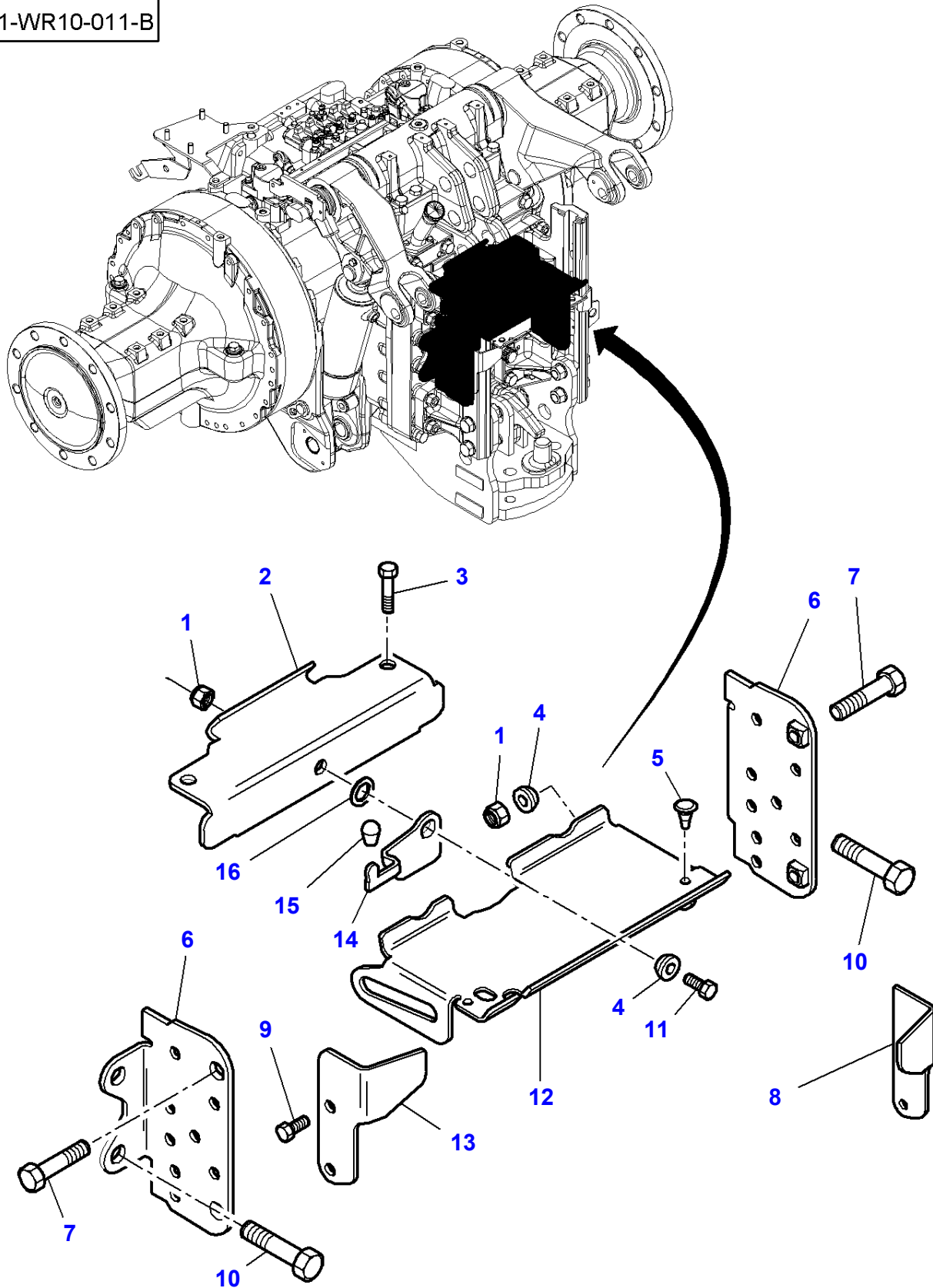
**Guard - Pto - SAE STANDARD**

**Page050-0050**

<b>Item</b>	<b>Part Number</b>	<b>Qty</b>	<b>Description</b>	<b>Comments</b>
1	4292140M2	1	Cowl	
2	3010014X1	2	Hex Cap Screw	M18 X 30



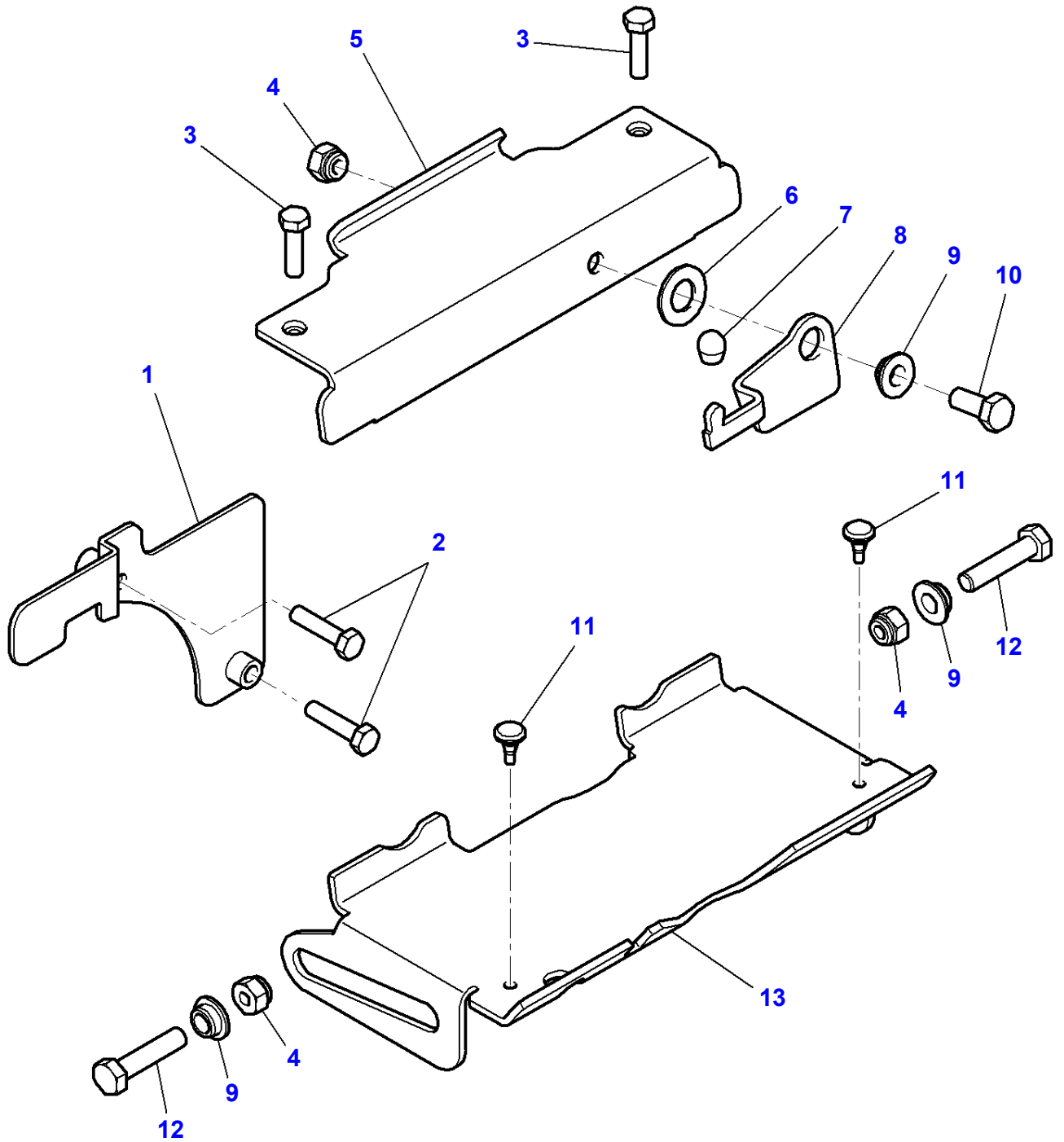
1-WR10-011-B



**Massey Ferguson****MF 8650 TRACTOR - 3906210****3906210****Guard - Pto - WITH CLEVIS QUICK ADJUSTMENT****Page050-0055**

<b>Item</b>	<b>Part Number</b>	<b>Qty</b>	<b>Description</b>	<b>Comments</b>
1	3000121X1	3	Nut	
2	H931.500.110.010	1	Holder	
3	339337X1	2	Hex Cap Screw	M8 X 30
4	816.960.700.020	3	Bush	
5	205.900.163.040	2	Plug	
6	H931.500.110.030	2	Protection.	
7	3009494X1	2	Hex Cap Screw	M10 X 35
8	4282170M1	1	Stop	
9	339123X1	4	Hex Cap Screw	M8 X 20
10	3011545X1	4	Hex Cap Screw	M18 X 110
11	3009492X1	1	Hex Cap Screw	M10 X 25
12	931.500.110.030	1	Flap	
13	916.501.110.050	1	Stand	Left Hand
14	916.501.110.040	1	Lever	
15	X562.555.063.000	1	Cap	
16	311.200.020.050	1	Disc	

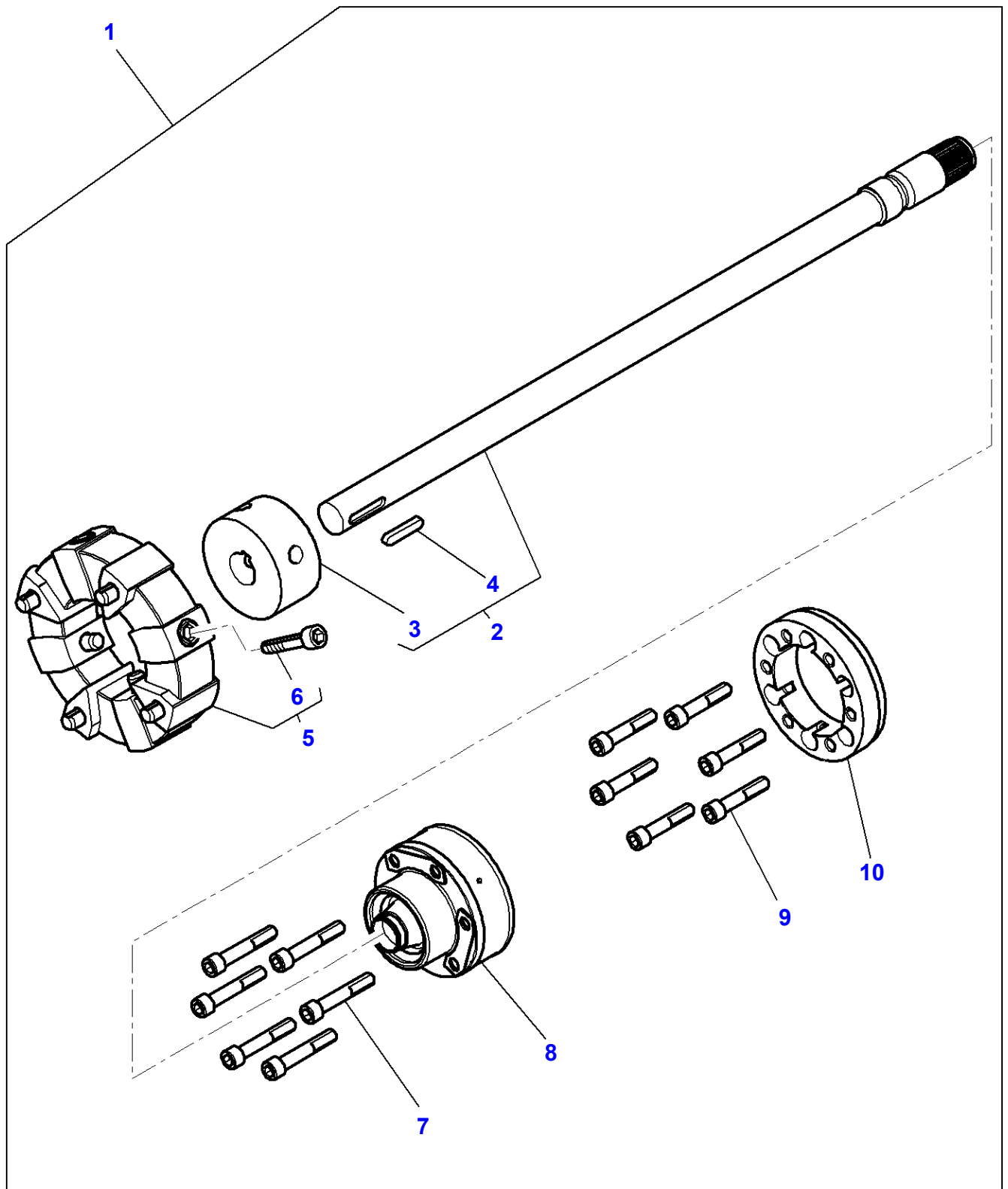
1-WR10-013-A



**Massey Ferguson****MF 8650 TRACTOR - 3906210****3906210****Guard - Pto - WITH CLEVIS QUICK ADJUSTMENT****Page050-0060**

<b>Item</b>	<b>Part Number</b>	<b>Qty</b>	<b>Description</b>	<b>Comments</b>
1	4294603M1	1	Cowl	
2	339009X1	2	Hex Cap Screw	M8 X 35
3	339337X1	2	Hex Cap Screw	M8 X 30
4	3000121X1	3	Nut	
5	H931.500.110.010	1	Holder	
6	311.200.020.050	1	Disc	
7	X562.555.063.000	1	Cap	
8	916.501.110.040	1	Lever	
9	816.960.700.020	3	Bush	
10	3009492X1	1	Hex Cap Screw	M10 X 25
11	205.900.163.040	2	Plug	
12	3009496X1	2	Hex Cap Screw	M10 X 45
13	931.500.110.030	1	Flap	

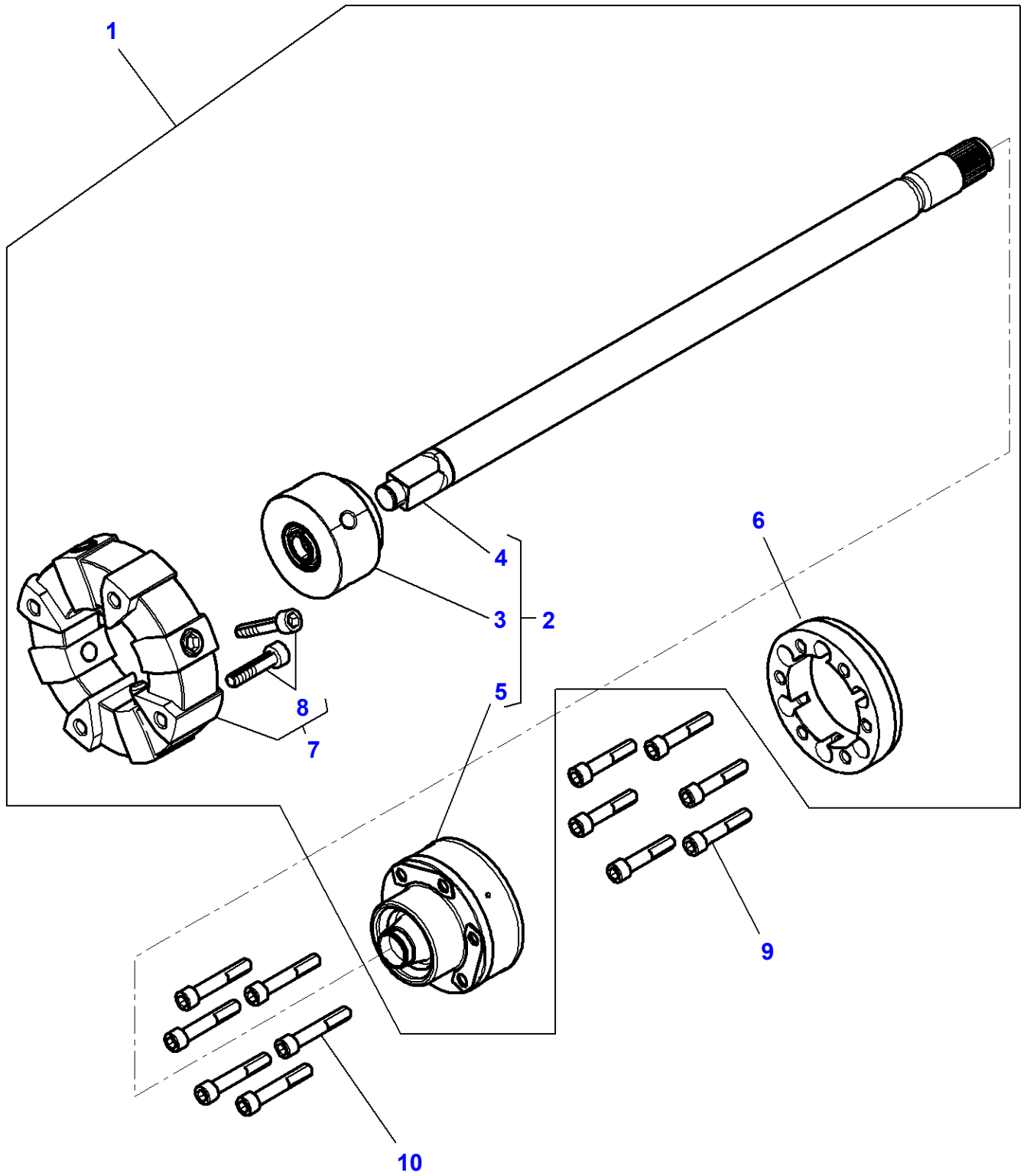
1-WX39-022-A



**Massey Ferguson****MF 8650 TRACTOR - 3906210****3906210****Front Pto - Housing - Up to Serial or Engine Number U110003****Page 050-0065**

<b>Item</b>	<b>Part Number</b>	<b>Qty</b>	<b>Description</b>	<b>Comments</b>
1	4288230M91	1	Pto Shaft	
2		1	Pto Shaft	(1) Not serviced,order REF N <sub>1</sub> 1
3		1	Hub	(2) Not serviced,order REF N <sub>1</sub> 1
4		1	Key	(2) 10 X 8 X 50
5	4297425M91	1	Shock Absorber	(1)
6	394100X1	8	Screw	(5) M16 X 50
7	3012032X1	6	Screw	(1) M12 X 70
8	4286896M91	1	Hub	(1)
9	3011683X1	6	Screw	(1) M12 X 50
10	4286897M1	1	Flange	(1)

1-WX39-024-A



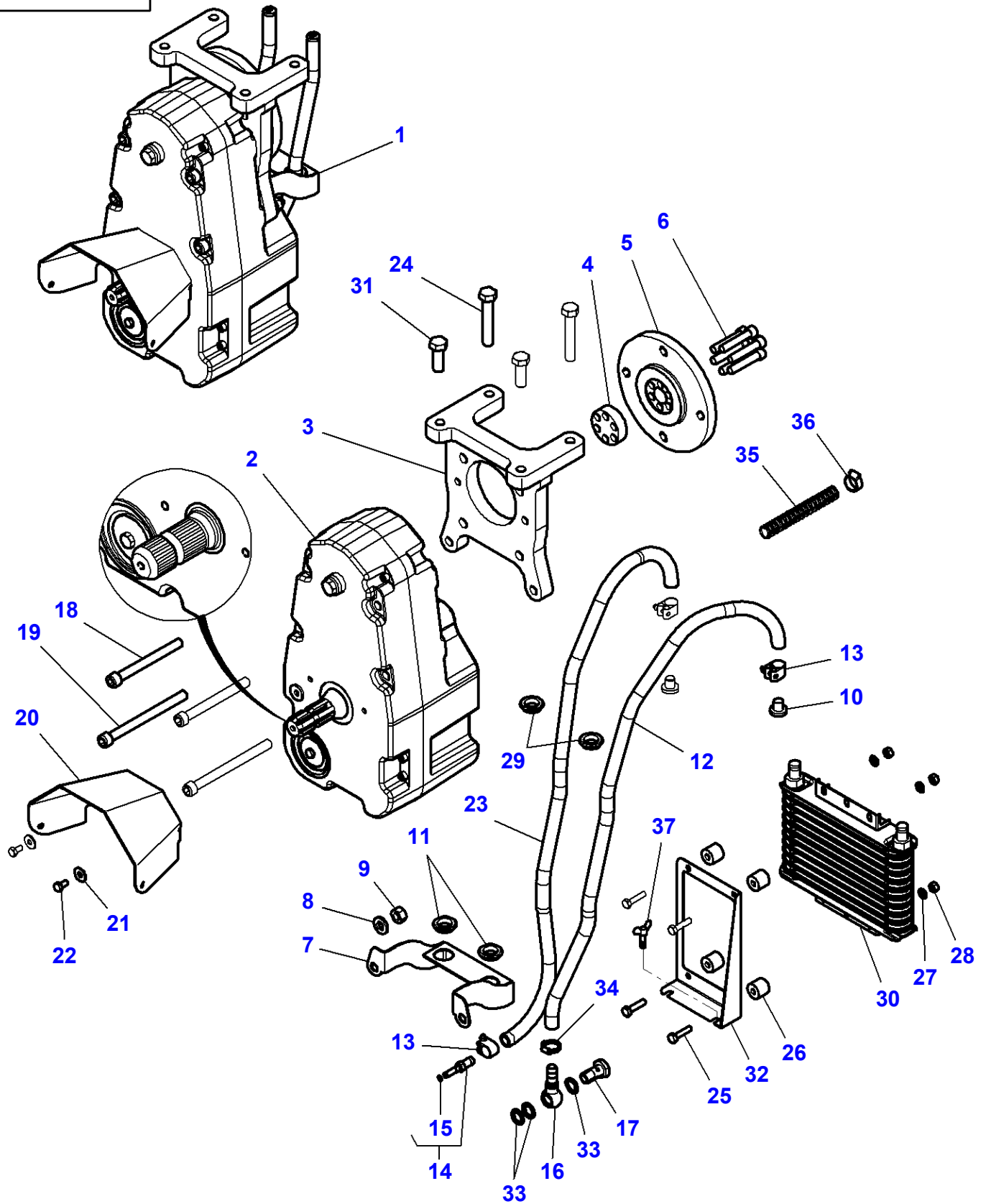
**Massey Ferguson****MF 8650 TRACTOR - 3906210****3906210****Front Pto - Housing - From Serial or Engine Number U110004****Page050-0070**

<b>Item</b>	<b>Part Number</b>	<b>Qty</b>	<b>Description</b>	<b>Comments</b>
1	4298772M91	1	Pto Shaft	
2	4296086M91	1	Pto Shaft	(1)
3	4296085M1	1	Shock Absorber	(2)
4	4296084M1	1	Shaft	(2)
5	4286896M91	1	Hub	(2)
6	4286897M1	1	Flange	(1)
7	4297425M91	1	Shock Absorber	(1)
8	394100X1	8	Screw	(7) M16 x 50
9	3012031X1	6	Screw	M12 X 60
10	3012032X1	6	Screw	M12 x 70



MF 8650 TRACTOR - 3906210  
1-WX39-021-E

1-WX39-021-E



## Front Pto - Housing

Item	Part Number	Qty	Description	Comments
1	4286887M94	1	Case Assy	[B] Number of teeth/spines 6
	4286888M94	1	Case Assy	[A] Number of teeth/spines 21
2	4286882M91	1	Front Pto Case	[B] (1) Number of teeth/spines 6 See Page - Reference Number 050-0080/1
	4286883M91	1	Front Pto Case	[A] (1) Number of teeth/spines 21 See Page - Reference Number 050-0080/1
3	4274868M1	1	Plate	(1)
4	4286891M1	1	Spacer	(1)
5	4286890M1	1	Hub	(1)
6	3012031X1	6	Screw	(1) M12 X 60
7	4287387M1	1	Bracket	(1)
8	390973X1	2	Flat Washer	(1)
9	1440201X1	2	Nut	(1) M14
10	4282963M1	2	Plug	[B] (1) Number of teeth/spines 6 Up to Serial or Engine Number U117033
	4347410M1	2	Plug	[B] (1) Number of teeth/spines 6 From Serial or Engine Number U117034
	4282963M1	2	Plug	[A] (1) Number of teeth/spines 21 Up to Serial or Engine Number U153052
	4347410M1	2	Plug	[A] (1) Number of teeth/spines 21 From Serial or Engine Number U153053
	4282963M1	2	Plug	(1) Up to Serial or Engine Number JUNE-2009
	4347410M1	2	Plug	(1) From Serial or Engine Number JUNE-2009
11	4284634M1	2	Grommet	(1) Diameter 30 MM
12	4298015M2	1	Pipe	[B] (1) Number of teeth/spines 6 Up to Serial or Engine Number U117033 Length 500 MM Diameter 12 MM
	4347406M1	1	Pipe	[B] (1) Number of teeth/spines 6 From Serial or Engine Number U117034 Length 860 MM Diameter 16 MM
	4298015M2	1	Pipe	[A] (1) Number of teeth/spines 21 Up to Serial or Engine Number U153052 Length 500 MM Diameter 12 MM
	4347406M1	1	Pipe	[A] (1) Number of teeth/spines 21 From Serial or Engine Number U153053 Length 860 MM Diameter 16 MM
	4298015M2	1	Pipe	(1) Up to Serial or Engine Number JUNE-2009 Length 500 MM Diameter 12 MM

Front Pto - Housing

Item	Part Number	Qty	Description	Comments
12	4347406M1	1	Pipe	(1) From Serial or Engine Number JUNE-2009 Length 860 MM Diameter 16 MM
13	4284618M1	2	Clamp	[B] (1) Number of teeth/spines 6 Up to Serial or Engine Number U117033
13	4284618M1	2	Clamp	[A] (1) Number of teeth/spines 21 Up to Serial or Engine Number U153052
13	4284618M1	2	Clamp	(1) Up to Serial or Engine Number JUNE-2009
14	4287384M91	1	Bolt	[B] (1) Number of teeth/spines 6 Up to Serial or Engine Number U117033
14	4347407M1	1	Bolt	[B] (1) Number of teeth/spines 6 From Serial or Engine Number U117034
14	4287384M91	1	Bolt	[A] (1) Number of teeth/spines 21 Up to Serial or Engine Number U153052
14	4347407M1	1	Bolt	[A] (1) Number of teeth/spines 21 From Serial or Engine Number U153053
14	4287384M91	1	Bolt	(1) Up to Serial or Engine Number JUNE-2009
14	4347407M1	1	Bolt	(1) From Serial or Engine Number JUNE-2009
15	1441122X1	1	O Ring	(14)
16	4282896M1	1	Banjo Fitting	[B] (1) Number of teeth/spines 6 Up to Serial or Engine Number U117033
16	4347408M1	1	Banjo Fitting	[B] (1) Number of teeth/spines 6 From Serial or Engine Number U117034
16	4282896M1	1	Banjo Fitting	[A] (1) Number of teeth/spines 21 Up to Serial or Engine Number U153052
16	4347408M1	1	Banjo Fitting	[A] (1) Number of teeth/spines 21 From Serial or Engine Number U153053
16	4282896M1	1	Banjo Fitting	(1) Up to Serial or Engine Number JUNE-2009
16	4347408M1	1	Banjo Fitting	(1) From Serial or Engine Number JUNE-2009
17	4279051M1	1	Banjo Fitting	(1)
18	3012035X1	2	Screw	(1) M14 X 140
19	3012036X1	2	Screw	(1) M14 X 170
20	4286917M1	1	Pto Guard	(1)
21	391039X1	2	Flat Washer	(1)
22	4278508M1	2	Screw	(1) M8 X 16
23	4298014M2	1	Pipe	[B] (1) Number of teeth/spines 6 Up to Serial or Engine Number U117033 Length 800 MM Diameter 12 MM

Front Pto - Housing

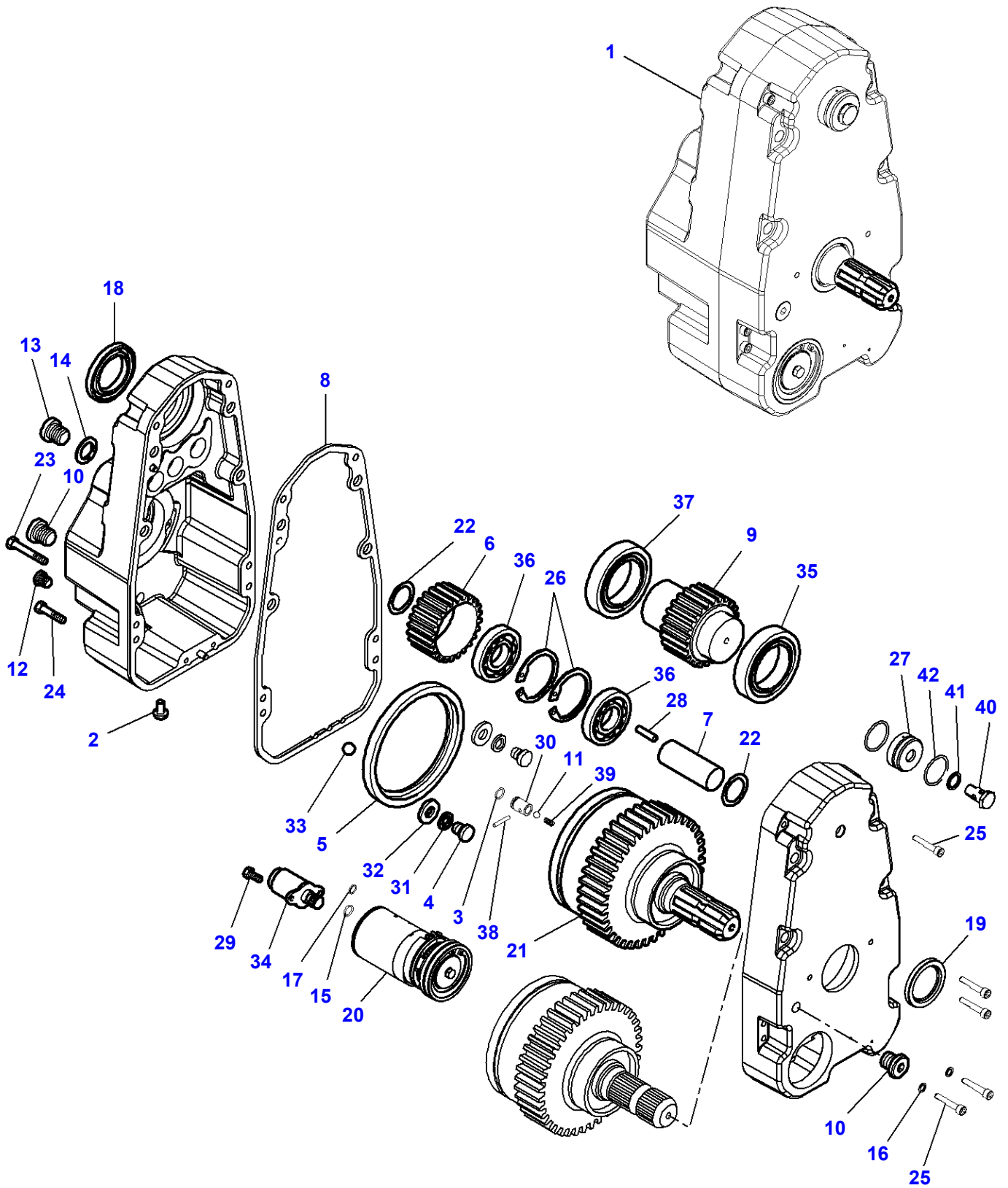
Item	Part Number	Qty	Description	Comments
23	4347405M1	1	Pipe	[B] (1) Number of teeth/spines 6 From Serial or Engine Number U117034 Length 800 MM Diameter 16 MM
23	4298014M2	1	Pipe	[A] (1) Number of teeth/spines 21 Up to Serial or Engine Number U153052 Length 800 MM Diameter 12 MM
23	4347405M1	1	Pipe	[A] (1) Number of teeth/spines 21 From Serial or Engine Number U153053 Length 800 MM Diameter 16 MM
23	4298014M2	1	Pipe	(1) Up to Serial or Engine Number JUNE-2009 Length 800 MM Diameter 12 MM
23	4347405M1	1	Pipe	(1) From Serial or Engine Number JUNE-2009 Length 800 MM Diameter 16 MM
24	3581985M1	2	Bolt	M16 X 90
25	339009X1	4	Hex Cap Screw	M8 X 35
26	4296143M2	4	Roll	
27	390972X1	4	Flat Washer	
28	339169X1	4	Nut	
29	4286645M1	2	Grommet	Diameter 38 MM
30	4298230M1	1	Radiator	
31	3011744X1	2	Screw	M16 X 50
32	4299353M2	1	Square	
33	4278664M1	3	Gasket	(1)
34	3019564X1	2	Hose Clip	[B] Number of teeth/spines 6 From Serial or Engine Number U117034
34	3019564X1	2	Hose Clip	[A] Number of teeth/spines 21 From Serial or Engine Number U153053
34	3019564X1	2	Hose Clip	From Serial or Engine Number JUNE-2009
35	4282254M1	2	Sheath	From Serial or Engine Number 23-JUN-2009 Length 200 MM
36	4299271M1	1	Tie	From Serial or Engine Number 23-JUN-2009
37	339107X1	2	Wing Screw	M8 X 16

FOOTNOTE [A] CLOCKWISE

FOOTNOTE [B] COUNTER CLOCKWISE

MF 8650 TRACTOR - 3906210  
1-WX39-026-A

1-WX39-026-A



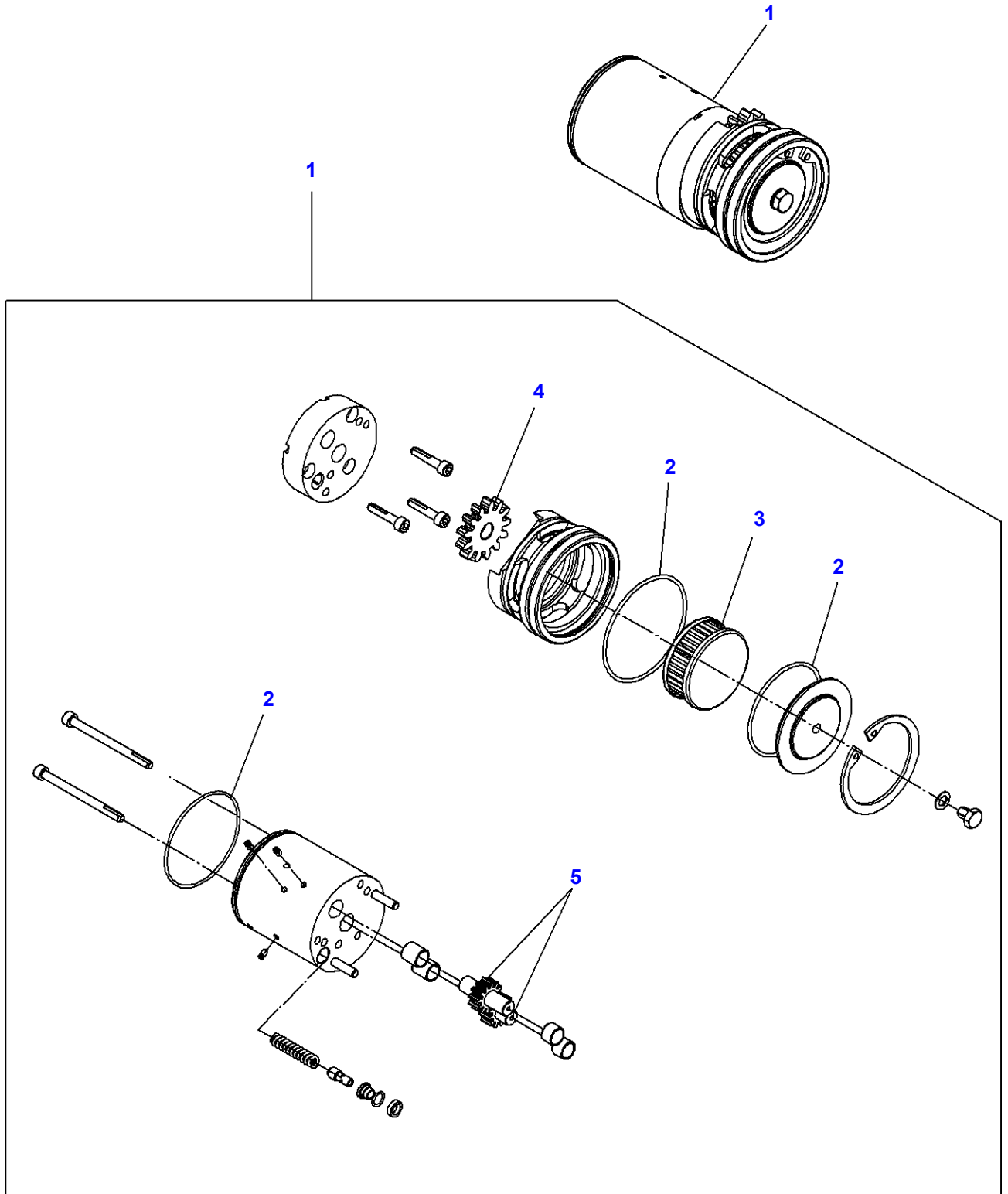
## Front Pto - Housing

Item	Part Number	Qty	Description	Comments
1	4286882M91	1	Front Pto Case	[B] Number of teeth/spines 6
	4286883M91	1	Front Pto Case	[A] Number of teeth/spines 21
2	3905698M1	1	Plug	Number of teeth/spines 6
3	3000887X1	1	O Ring	
4	3907491M1	2	Screw Special	
5	3905595M1	1	Annular Gear	
6	3905596M1	1	Pinion	[A]
7	3905593M1	1	Shaft	[A]
8	3905588M1	1	Gasket	
9	3905597M1	1	Pinion	
10	3907456M1	2	Plug	
11	3905602M1	1	Ball	
12	3907454M1	3	Plug	
13	3907457M1	1	Plug	
14	3019472X1	1	O Ring	
15	3907488M1	1	O Ring	
16	3011145X1	2	O Ring	
17	1441122X1	2	O Ring	
18	3905590M1	1	Dust Shield	
19	3905591M1	1	Dust Shield	
20	3905592M91	1	Pump	[A] See Page - Reference Number 050-0085/1
21	3905594M91	1	Clutch	Number of teeth/spines 6 See Page - Reference Number 050-0090/1
	3905696M91	1	Clutch	Number of teeth/spines 21 See Page - Reference Number 050-0090/1
22	3907523M1	2	Chock	[A]
23	3905598M1	1	Bolt	
24	339666X1	1	Hex Cap Screw	
25	1442525X1	8	Hex Socket Screw	
26	391106X1	2	Circlip	[A]
27	3905599M1	1	Cap	
28	3007586X1	4	Spirol Pin	
29	1699765M1	2	Hex Cap Screw	
30	3905600M1	1	Centraliser	
31	3907490M1	2	Washer	
32	3907492M1	2	Washer	
33	3907489M1	3	Ball	
34	3907458M1	1	Pump	
35	3905601M1	1	Bearing Assy	
36	3000444X1	2	Roller Bearing	[A]
37	339602X1	1	Bear. 6212 2rs	
38	1441723X1	1	Spirol Pin	
39	3905603M1	1	Comp.Spring	
40	4279051M1	1	Banjo Fitting	
41	4278664M1	1	Gasket	
42	391841X1	2	O Ring	

FOOTNOTE [A] CLOCKWISE

FOOTNOTE [B] COUNTER CLOCKWISE

1-WX39-027-A



**Massey Ferguson****MF 8650 TRACTOR - 3906210****3906210****Page050-0085****Front Pto - Housing**

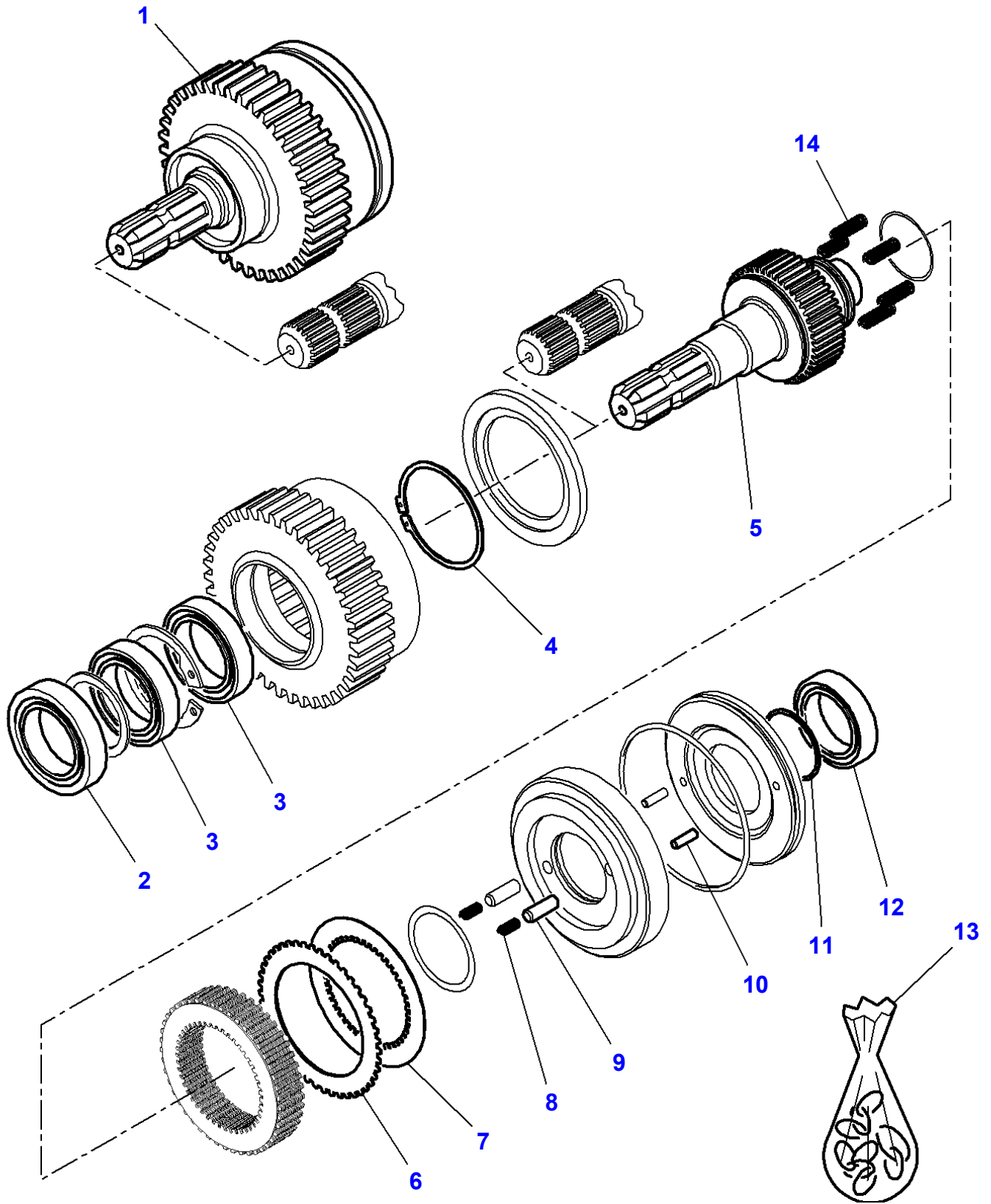
<b>Item</b>	<b>Part Number</b>	<b>Qty</b>	<b>Description</b>	<b>Comments</b>
1	3905592M91	1	Pump	[A]
2		1	Kit,Joint/Gasket	[C] (1)
3	<b>3907525M1</b>	1	Filter	(1)
4		1	Gear	[C] (1)
5		1	Kit, Pinion	[C] (1)

FOOTNOTE [A] CLOCKWISE

FOOTNOTE [C] NUMBER TO BE ADVISED



1-WX50-004-B



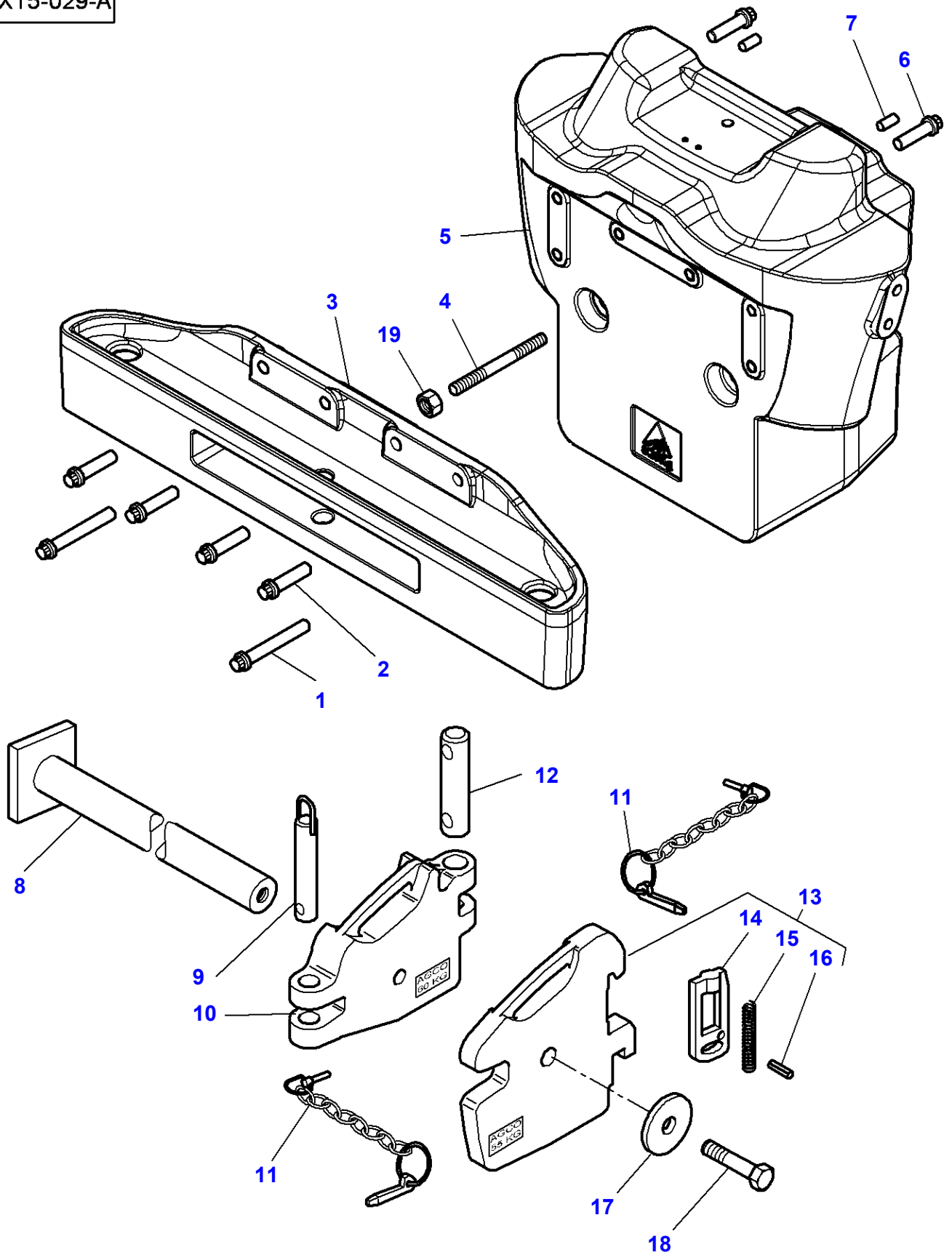
**Massey Ferguson****MF 8650 TRACTOR - 3906210****3906210****Front Pto - IPTO Clutch****Page050-0090**

<b>Item</b>	<b>Part Number</b>	<b>Qty</b>	<b>Description</b>	<b>Comments</b>
1	3905594M91	1	Clutch	Number of teeth/spines 6
	3905696M91	1	Clutch	Number of teeth/spines 21
2	3905601M1	1	Bearing Assy	(1)
3	3905934M1	2	Bear. 6012	(1)
4	3905932M1	1	Circlip	(1)
5	3905931M1	1	Shaft	(1)
				Number of teeth/spines 6
	3905936M1	1	Shaft	(1)
				Number of teeth/spines 21
6	3905949M91	1	Kit, Disc	(1)
7	3905948M91	1	Kit, Disc	(1)
8	3907500M1	2	Spring	(1)
9	3006290X1	2	Pin	(1)
10	390219X1	2	Pin	(1)
11	3905933M1	1	Circlip	(1)
12	391162X1	1	Bear. 6210	(1)
13	3905935M91	1	Kit,Joint/Gasket	(1)
14	3905723M1	4	Spring	(1)

Page Title	Page Number
Weight Frame And Tow Pin	060-0005
Weight Frame And Tow Pin - With Front Lift	060-0010
Weight Frame And Tow Pin	060-0015
Weight Frame And Tow Pin	060-0020
Belly Weight	060-0025
Front Axle 4 Wheel Drive - Bracket - With Front Axle Fixed - With Front Axle Suspended	060-0030
Front Axle 4 Wheel Drive - Differential Lock Mechanism	060-0035
Guard And Transmission Shaft	060-0040
Front Axle 4 Wheel Drive - Clutch	060-0045
Front Axle 4 Wheel Drive - Clutch	060-0050
Front Axle 4 Wheel Drive - Clutch	060-0055
Hydraulic Pump	060-0060
Front Axle 4 Wheel Drive - With Front Axle Fixed	060-0065
Front Axle 4 Wheel Drive - With Suspended Front Axle	060-0070
Front Axle 4 Wheel Drive - Housing - With Front Axle Fixed	060-0075
Front Axle 4 Wheel Drive - Housing - With Suspended Front Axle	060-0080
Front Axle 4 Wheel Drive - Housing - With Suspended Front Axle	060-0085
Front Axle 4 Wheel Drive - Differential - With Front Axle Fixed - With Front Axle Suspended	060-0090
Front Axle 4 Wheel Drive - Final Drive - With Front Axle Fixed - With Front Axle Suspended	060-0095
Front Axle 4 Wheel Drive - Final Drive - AUTO GUIDE SENSOR - FRONT AXLE FIXED	060-0100
Front Axle 4 Wheel Drive - Final Drive - AUTO GUIDE SENSOR - FRONT AXLE SUSPENDED	060-0105
Hydraulic Valve Block	060-0110

MF 8650 TRACTOR - 3906210  
1-WX15-029-A

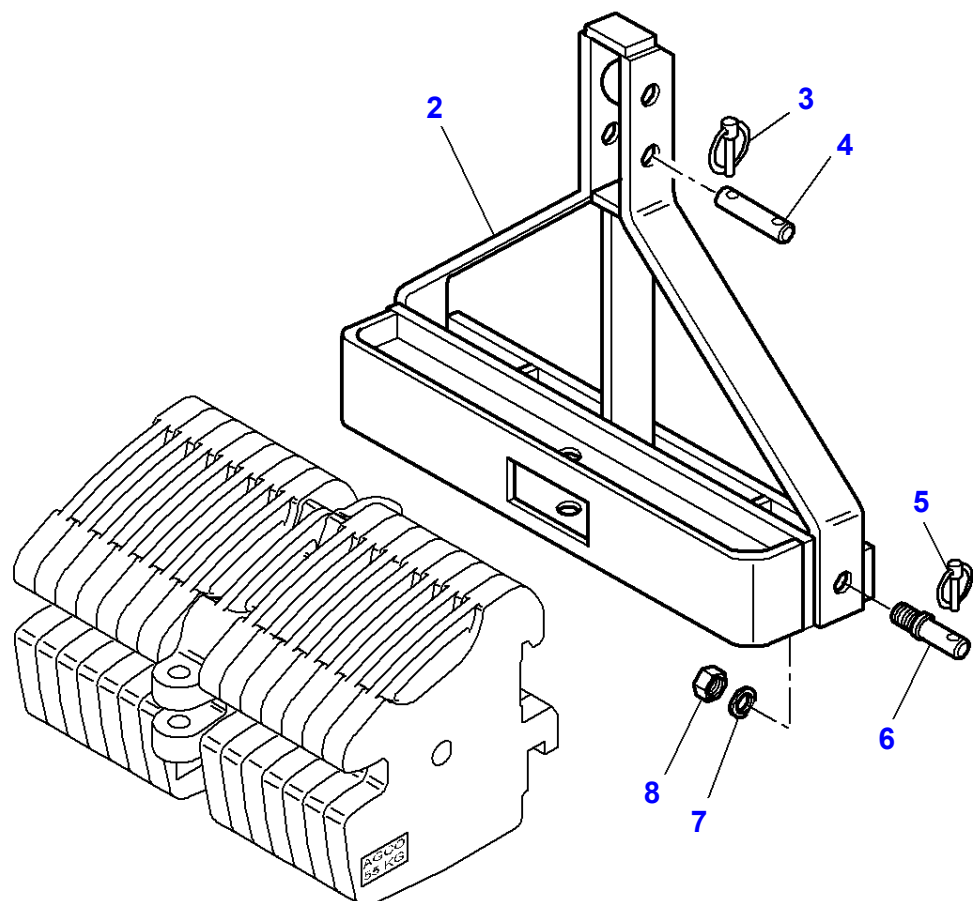
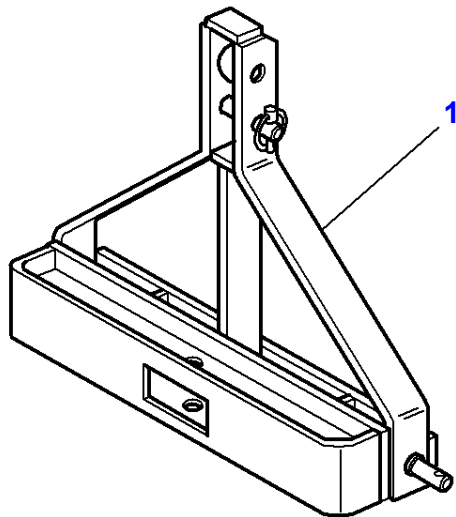
1-WX15-029-A



**Massey Ferguson****MF 8650 TRACTOR - 3906210****3906210****Weight Frame And Tow Pin****Page060-0005**

<b>Item</b>	<b>Part Number</b>	<b>Qty</b>	<b>Description</b>	<b>Comments</b>
1	3010756X1	2	Screw	M20 X 140
2	3010434X1	4	Screw Metric	M20 X 80
3	4286910M1	1	Frame	
4	3011374X1	2	Stud	M20 X 230
5	4276000M2	1	Weight	820 KG
6	3010556X1	6	Screw Metric	M20 X 70
7	3714795M1	2	Dowel	
8	4288231M1	1	Bridle	Length 700 MM
9	<b>3790349M93</b>	1	Pin Hitch	Diameter 30 MM Length 191 MM
10	3784591M2	1	Weight	
11	3382812M91	2	Pin	
12	3782456M1	1	Pin Hitch	Diameter 30 MM Length 245 MM
13	3784628M93	X	Front Weight	55 KG
14	3581636M1	1	Hasp	(13)
15	1680172M1	1	Spring	(13)
16	339080X1	1	Roll Pin	(13) Diameter 6 X 24
17	3385963M1	1	Washer	Diameter 17,2-68 X 6 MM
18	3011681X1	1	Screw	M16 X 410
19	3009746X1	2	Nut	M20

1-WX15-003-D

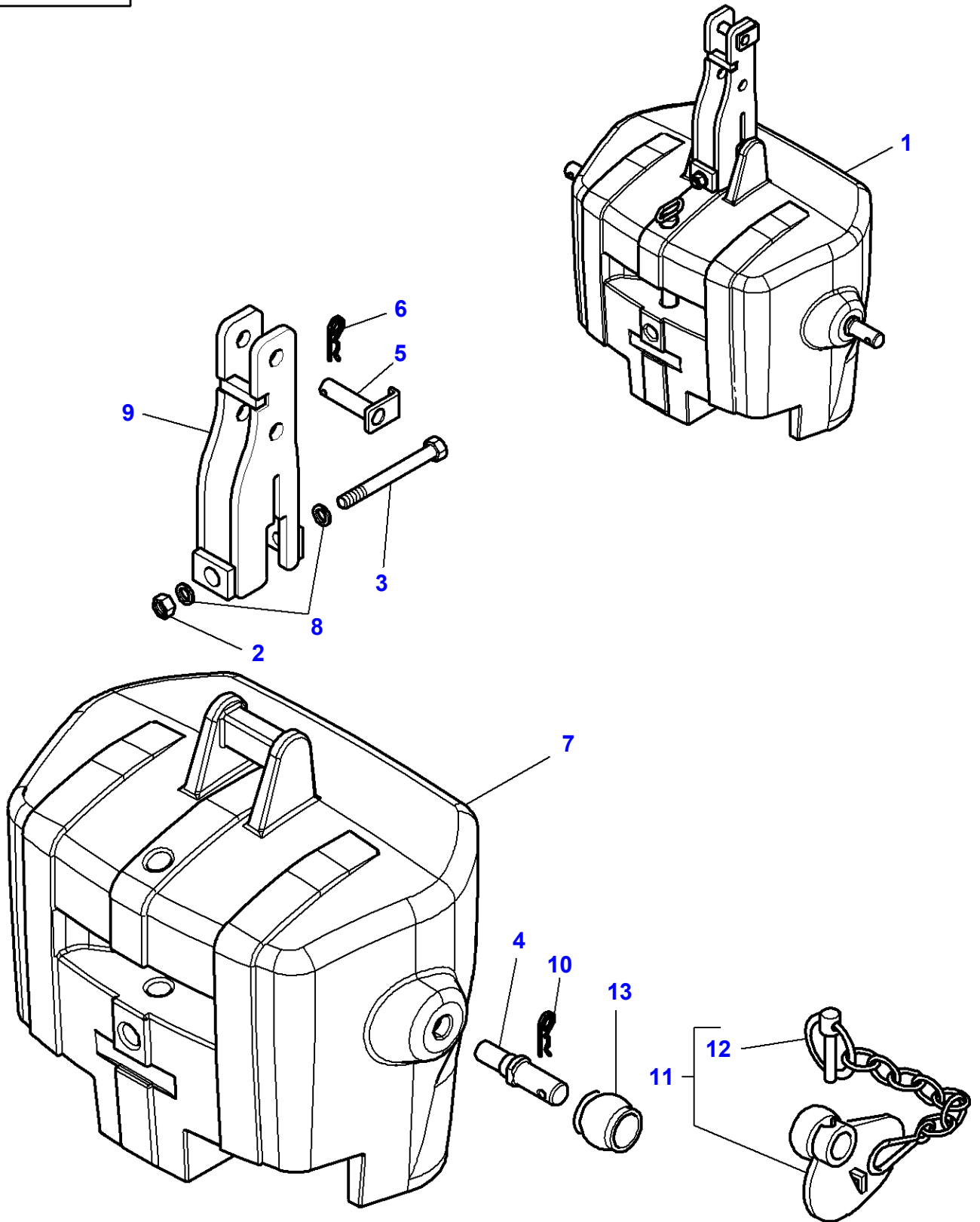


**Massey Ferguson****MF 8650 TRACTOR - 3906210****3906210****Page060-0010****Weight Frame And Tow Pin - With Front Lift**

<b>Item</b>	<b>Part Number</b>	<b>Qty</b>	<b>Description</b>	<b>Comments</b>
1	4288293M92	1	Support	CAT 2 - CAT 3
2		1	Support	(1) Not serviced,order REF. 1
3	3581687M1	1	Pin	(1)
4	4292538M1	1	Clevis Pin	(1)
5	4293838M1	2	Pin	(1)
6	4288290M2	1	Piton	CAT 2 - CAT 3 (1)
7	1443512X1	2	Washer	CAT 2 - CAT 3 (1)
8	339068X1	2	Nut Metric	(1)

MF 8650 TRACTOR - 3906210  
1-WX15-020-B

1-WX15-020-B

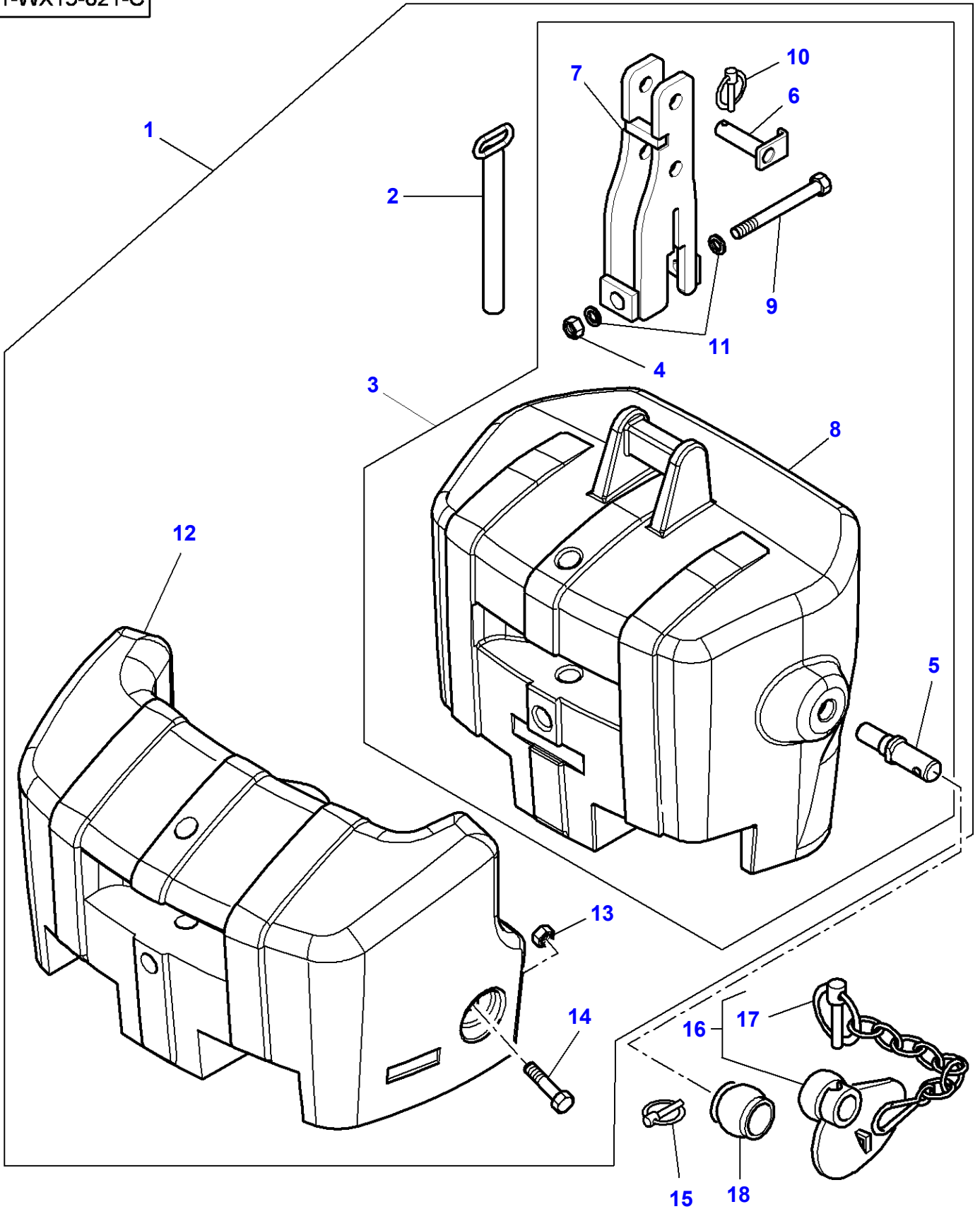




## Weight Frame And Tow Pin

Item	Part Number	Qty	Description	Comments
1	4291400M93	1	Weight	900KG
2	3009746X1	1	Nut	(1) M20
3	3011273X1	1	Hex Cap Screw	(1) M20 X 180
4	4290275M1	2	Clevis Pin	(1) Up to Serial or Engine Number 30-JUN-2009 M30
	4298591M1	2	Clevis Pin	(1) From Serial or Engine Number 01-JUL-2009 M36
5	4290274M1	1	Clevis Pin	(1) Diameter 25.4 X 91
6	4290279M1	1	Pin	(1) Diameter 8 MM
7		1	Weight	(1) 900KG Not serviced,order REF. 1
8	390975X1	2	Flat Washer	(1) Diameter 20 MM
9	4290273M1	1	Support	(1)
10	3792034M1	2	Pin	Diameter 10,5 MM
11	<b>3042427M1</b>	2	Toggle	Up to Serial or Engine Number 11-OCT-2009 CAT 2/3
12	F281.870.062.052	1	Lynch Pin 11mm	(12)
13	<b>3042430M1</b>	2	Toggle	From Serial or Engine Number 12-OCT-2009 CAT 2/3

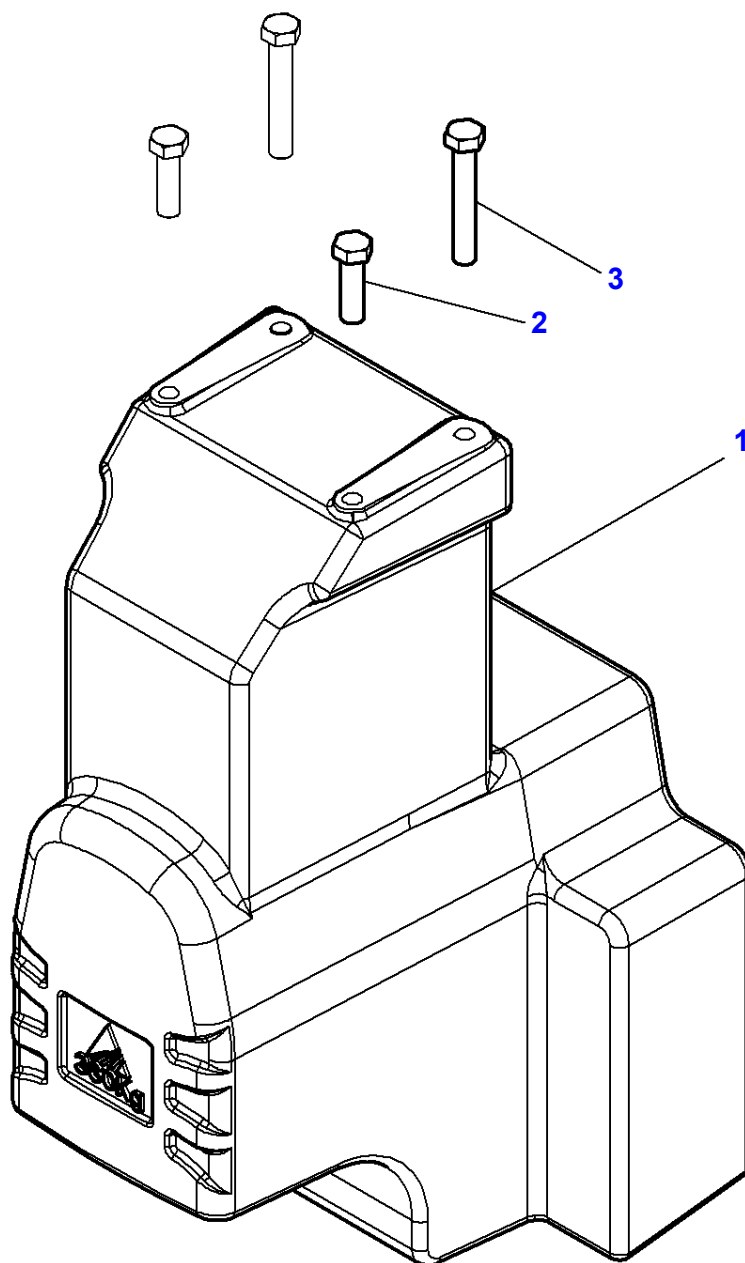
1-WX15-021-C



## Weight Frame And Tow Pin

Item	Part Number	Qty	Description	Comments
1	4291401M93	1	Weight	1500KG
2	4290276M1	1	Clevis Pin	(1) Diameter 32 MM
3	4291400M93	1	Weight	(1) 900KG
4	3009746X1	1	Nut	(3) M20
5	4290275M1	2	Clevis Pin	(3) Up to Serial or Engine Number 30-JUN-2009 Diameter M30
	4298591M1	2	Clevis Pin	(3) From Serial or Engine Number 01-JUL-2009 Diameter M36
6	4290274M1	1	Clevis Pin	(3) Diameter 25.4 X 91
7	4290273M1	1	Support	(3)
8		1	Weight	(3) 900KG Not serviced,order REF. 3
9	3011273X1	1	Hex Cap Screw	(3) M20 X 180
10	4290279M1	1	Pin	(3) Diameter 8 MM
11	390975X1	2	Flat Washer	(3) Diameter 20 MM
12	4291403M1	1	Weight	(1) 600KG
13	3009746X1	2	Nut	(1) M20
14	3011383X1	2	Hex Cap Screw	(1) M20 X 80
15	3792034M1	2	Pin	Diameter 10,5 MM
16	<b>3042427M1</b>	2	Toggle	Up to Serial or Engine Number 11-OCT-2009 CAT 2/3
17	F281.870.062.052	1	Lynch Pin 11mm	(17)
18	<b>3042430M1</b>	2	Toggle	From Serial or Engine Number 12-OCT-2009 CAT 2/3

1-WJ07-016-A

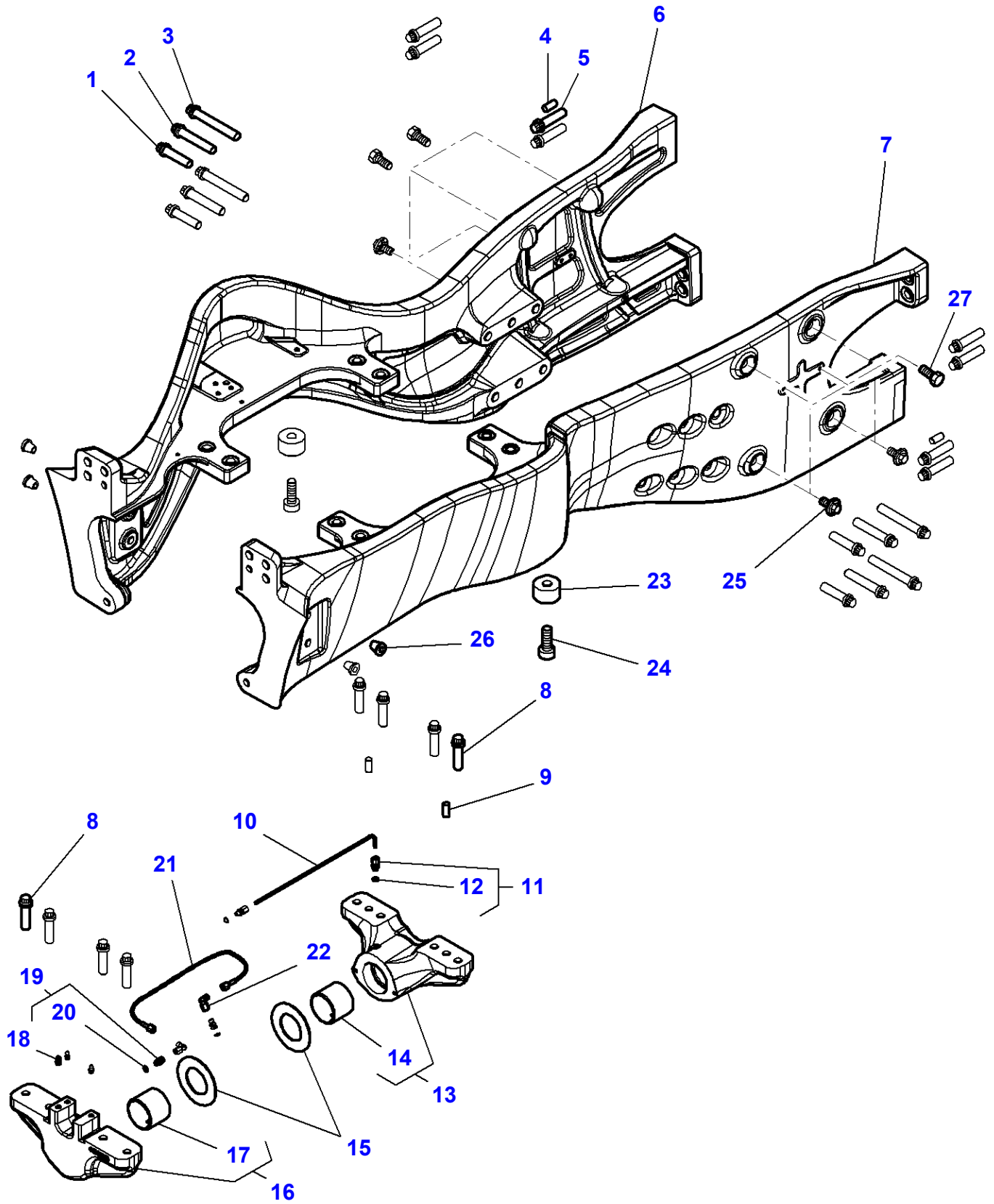


**Massey Ferguson****MF 8650 TRACTOR - 3906210****3906210****Belly Weight****Page060-0025**

<b>Item</b>	<b>Part Number</b>	<b>Qty</b>	<b>Description</b>	<b>Comments</b>
1	4286649M2	1	Weight	360 KG
2	3384131M1	2	Hex Cap Screw	M16 X 55
3	339805X1	2	Hex Cap Screw	Up to Serial or Engine Number 16-NOV-2008 M16 X 100
	3010012X1	2	Hex Cap Screw	From Serial or Engine Number 17-NOV-2008 M16 X 95

MF 8650 TRACTOR - 3906210  
1-WJ05-017-B

1-WJ05-017-B



Item	Part Number	Qty	Description	Comments
1	3010434X1	4	Screw Metric	M20 X 80
2	3010574X1	4	Screw	M20 X 110
3	3010756X1	4	Screw	M20 X 140
4	3714795M1	2	Dowel	
5	3010434X1	8	Screw Metric	M20 X 80
6	4275995M1	1	Runner	
7	4275994M1	1	Runner	
8	3010556X1	8	Screw Metric	
9	3714795M1	2	Dowel	
10	4286761M1	1	Tube	
11	3002070X91	2	Union	
12	3019393X1	1	O Ring	(11)
13	4276005M12	1	Bearing Carrier	
14	3787722M2	1	Bush	(13)
15	4280123M2	2	Thrust Washer	
16	4275998M12	1	Bearing Carrier	
17	3787722M2	1	Bush	(16)
18	339608X1	3	Grease Nipple	[A]
19	338906X91	2	Union	[A]
20	338760X1	1	O Ring	(20)
21	4275872M3	1	Hydr. Hose	[A]
22	3011771X91	2	Union	[A]
23	4288239M1	2	Stop	
24	3009308X1	2	Hex Socket Screw	M16 X 45
25	716300170060	8	Plug	[B]
26	3011767X1	4	Plug	[C]
				Up to Serial or Engine Number .....
				Diameter 18,8 MM
	3014560X1	4	Plug	[D]
				From Serial or Engine Number .....
				Diameter 18,8 MM
27	339228X1	4	Hex Cap Screw	M8 x 12

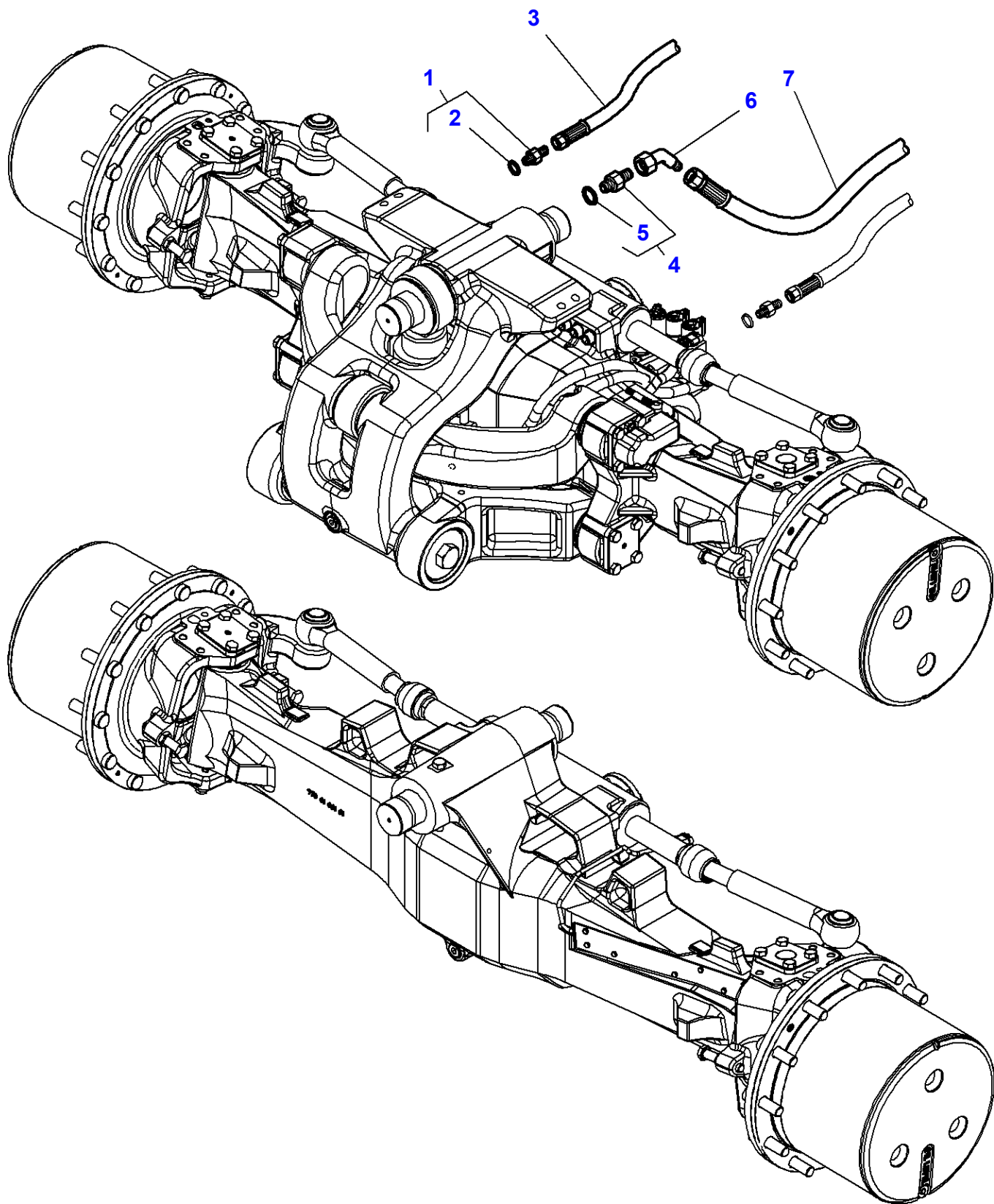
FOOTNOTE [A] WITH FRONT AXLE SUSPENDED

FOOTNOTE [B] WIHTOUT FRONT LOADER

FOOTNOTE [C] BLACK

FOOTNOTE [D] GREY

1-WK12-024-A



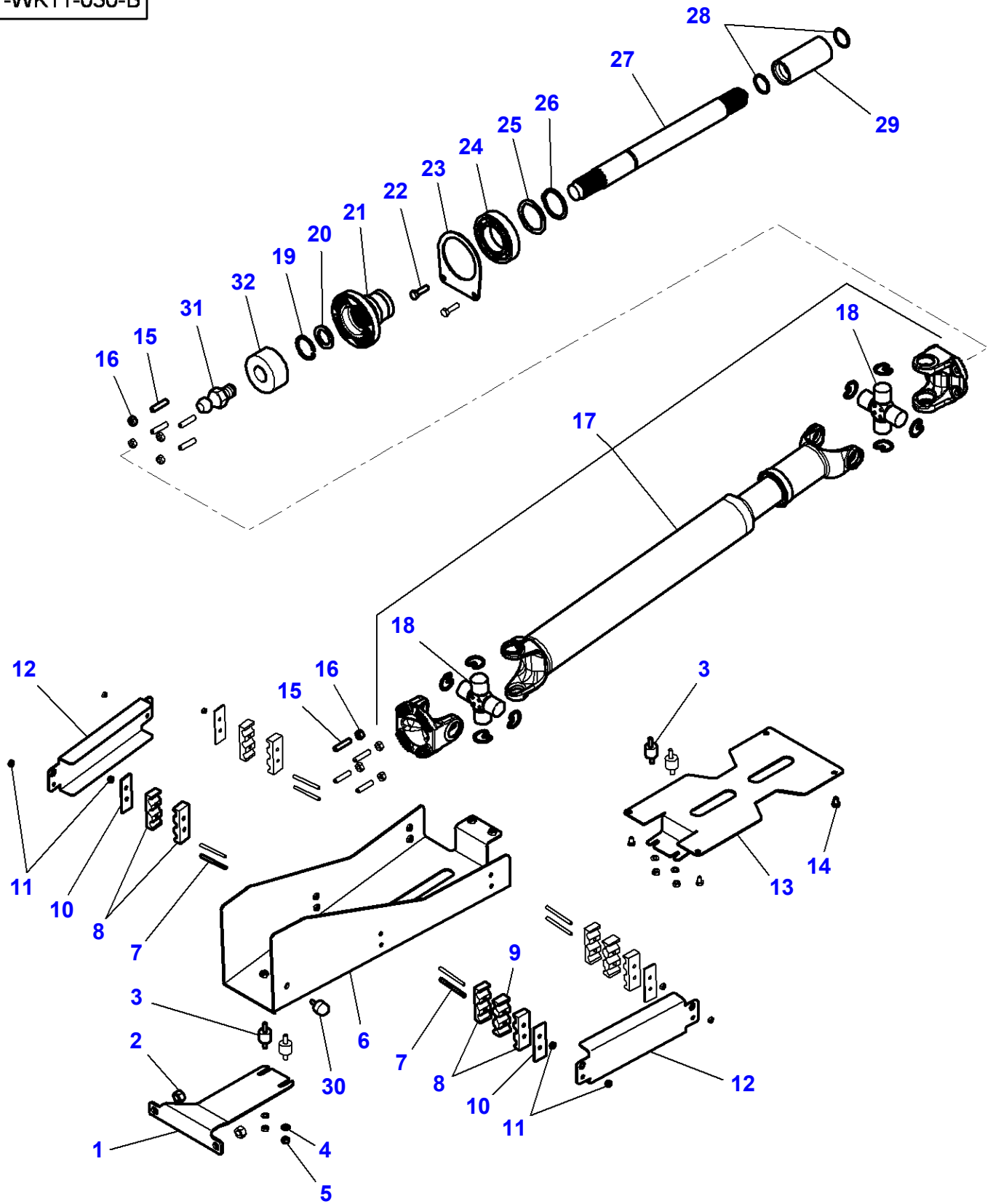


**Massey Ferguson****MF 8650 TRACTOR - 3906210****3906210****Front Axle 4 Wheel Drive - Differential Lock Mechanism****Page060-0035**

<b>Item</b>	<b>Part Number</b>	<b>Qty</b>	<b>Description</b>	<b>Comments</b>
1	3011246X91	2	Union	
2	3015163X1	1	O Ring	(1)
3	4291327M1	2	Hydr. Hose	
4	3011047X91	1	Union	
5	F916.961.020.190	1	O Ring	(4)
6	4280507M1	1	Union	
7	4294969M1	1	Hydr. Hose	

MF 8650 TRACTOR - 3906210  
1-WK11-030-B

1-WK11-030-B

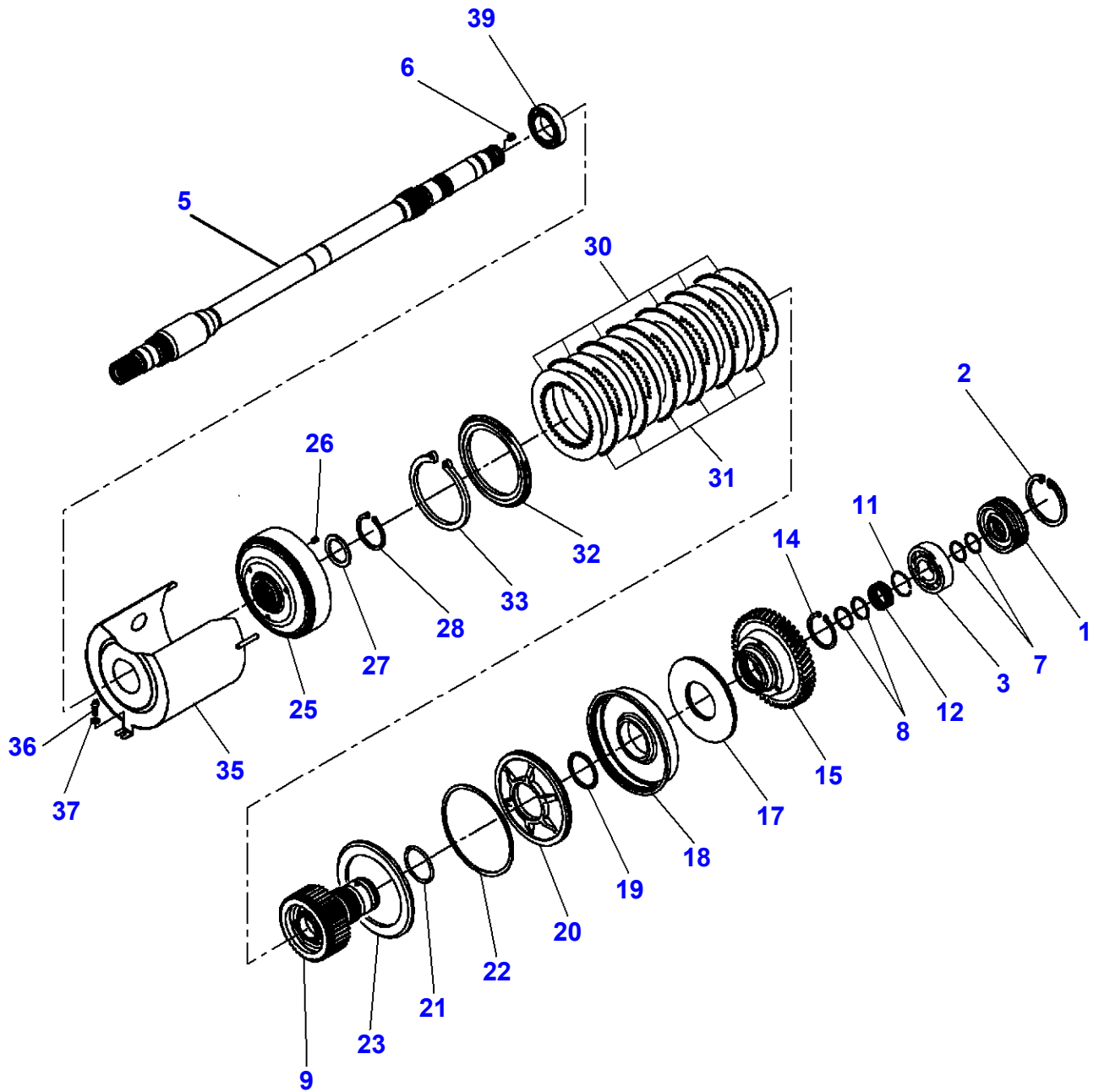


## Guard And Transmission Shaft

Item	Part Number	Qty	Description	Comments
1	4288418M3	1	Support	
2	3010349X1	2	Nut	M14
3	658081M2	4	Damper	
4	391025X1	4	Tooth Washer	
5	339169X1	4	Nut	
6	4286908M3	1	Cowl	
7	3019061X1	8	Stud	M6 X 50
8	4276219M1	8	Bridle	
9	4272808M1	2	Bridle	
10	4276220M1	4	Plate	
11	1441500X1	8	Top Locknut	
12	4296240M1	2	Cowl	
13	4286899M2	1	Cowl	
14	339228X1	4	Hex Cap Screw	M8 X 12
15	3014423X1	8	Stud	M10X30X20X12
16	1441932X1	8	Nut Metric	
17	4292969M92	1	Universal Joint	
18	3905496M1	2	Spider	(17)
19	1441786X1	1	Circlip	Up to Serial or Engine Number 04-JAN-2009
20	822.100.320.060	1	Ring	Up to Serial or Engine Number 04-JAN-2009
21	4294535M2	1	Sleeve	Up to Serial or Engine Number 04-JAN-2009
	4299291M1	1	Sleeve	From Serial or Engine Number 05-JAN-2009
22	392892X1	2	Hex Cap Screw	M10 X 35
23	3789032M1	1	Bridle	
24	339602X1	1	Bear. 6212 2rs	Up to Serial or Engine Number 04-JAN-2009
	4299289M1	1	Bearing Assy	From Serial or Engine Number 05-JAN-2009
25	X534.539.346.000	1	Backup Ring	Up to Serial or Engine Number 04-JAN-2009
	4299293M1	1	Bush	From Serial or Engine Number 05-JAN-2009
26	339605X1	1	Circlip	Up to Serial or Engine Number 04-JAN-2009
27	916.100.320.180	1	Shaft	Up to Serial or Engine Number 04-JAN-2009
	4299290M1	1	Shaft	From Serial or Engine Number 05-JAN-2009
28	3008359X1	2	O Ring	
29	916.101.320.100	1	Bush	
30	4298110M1	1	Stop	
31	3011899X1	1	Screw	From Serial or Engine Number 05-JAN-2009 M12 x 50
32	4298721M2	1	Bush	From Serial or Engine Number 05-JAN-2009

MF 8650 TRACTOR - 3906210  
1-WK15-023-A

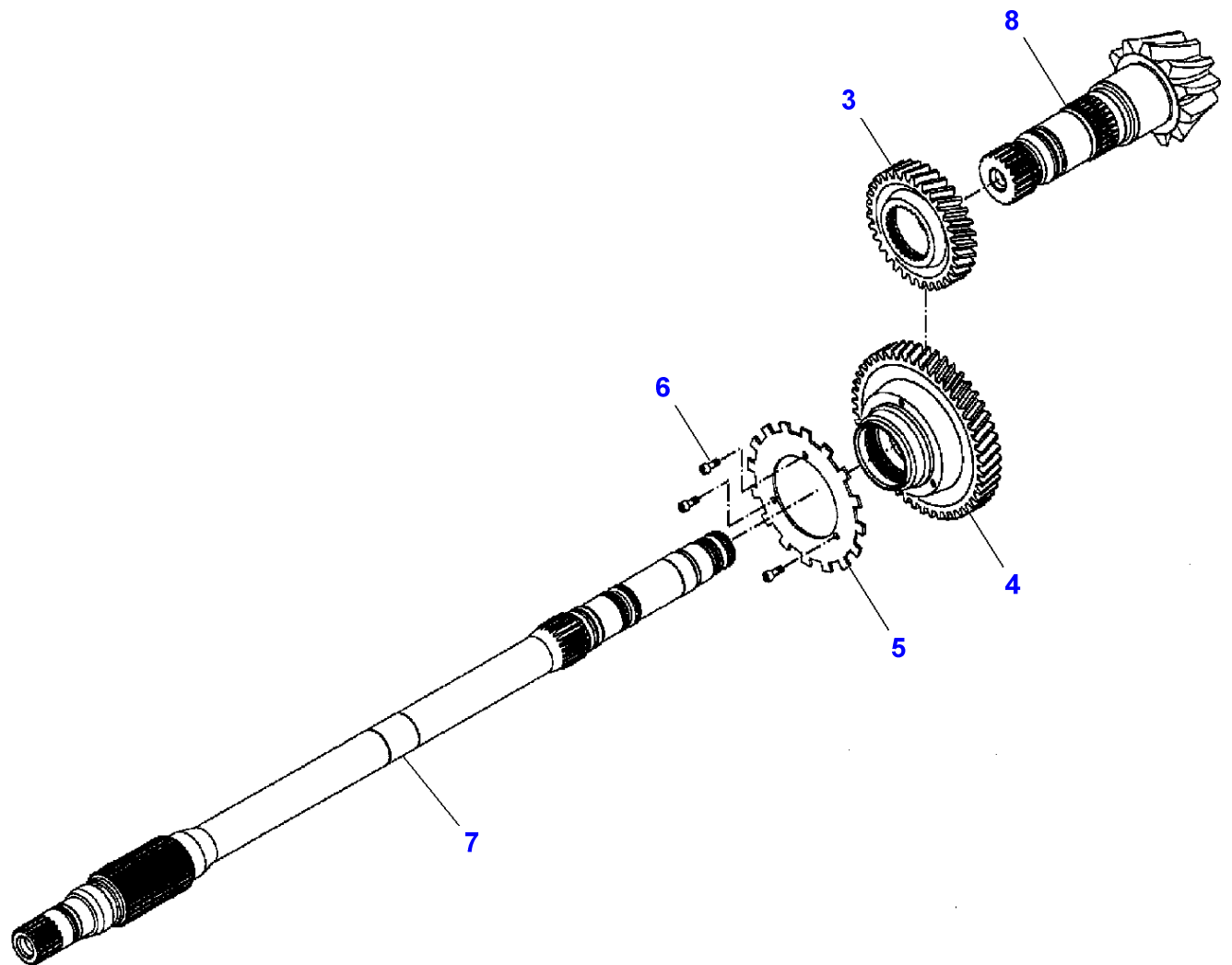
1-WK15-023-A



**Massey Ferguson****MF 8650 TRACTOR - 3906210****3906210****Front Axle 4 Wheel Drive - Clutch****Page060-0045**

<b>Item</b>	<b>Part Number</b>	<b>Qty</b>	<b>Description</b>	<b>Comments</b>
1	916.100.320.080	1	Cover	
2	X530.108.346.000	1	Circlip	
3	X620.414.500.001	1	Roller Bearing	
5	H931.100.320.010	1	Shaft	
6	X563.103.901.000	1	Plug	(5)
7	X560.703.600.000	2	Plain Compr.Ring	
8	X560.703.700.000	2	Plain Compr.Ring	
9	931.100.320.150	1	Disc Carrier	
11	X533.813.400.000	1	Snapping	
12	X638.525.149.000	1	Needle Cage	
14	X530.216.846.000	1	Circlip	
15		1	Spur Gear	See Page - Reference Number 060-0050/4
17	G916.100.320.010	1	Kit, Spring	
18	916.100.320.162	1	Piston	
19	916.100.320.170	1	Support Cover	
20	916.101.320.120	1	Disc	
21	X548.949.815.000	1	O Ring	
22	916.100.320.110	1	Oil Seal	
23	916.100.320.131	1	Plate	
25	931.100.320.010	1	Clutch Housing	
26	X500.615.046.000	1	Roll Pin	
27	916.100.320.040	1	Disc	
28	X531.206.800.000	1	Circlip	
30	822.100.010.130	7	External Disc	
31	822.100.010.120	8	Internal Disc	
32	916.100.320.140	1	Plate	
33	X530.209.700.000	1	Circlip	
35	H931.100.320.020	1	Protection.	
36	X487.526.841.000	1	Screw	
37	X450.006.308.000	1	Washer	
39	X605.505.911.000	1	Ball Bearing	

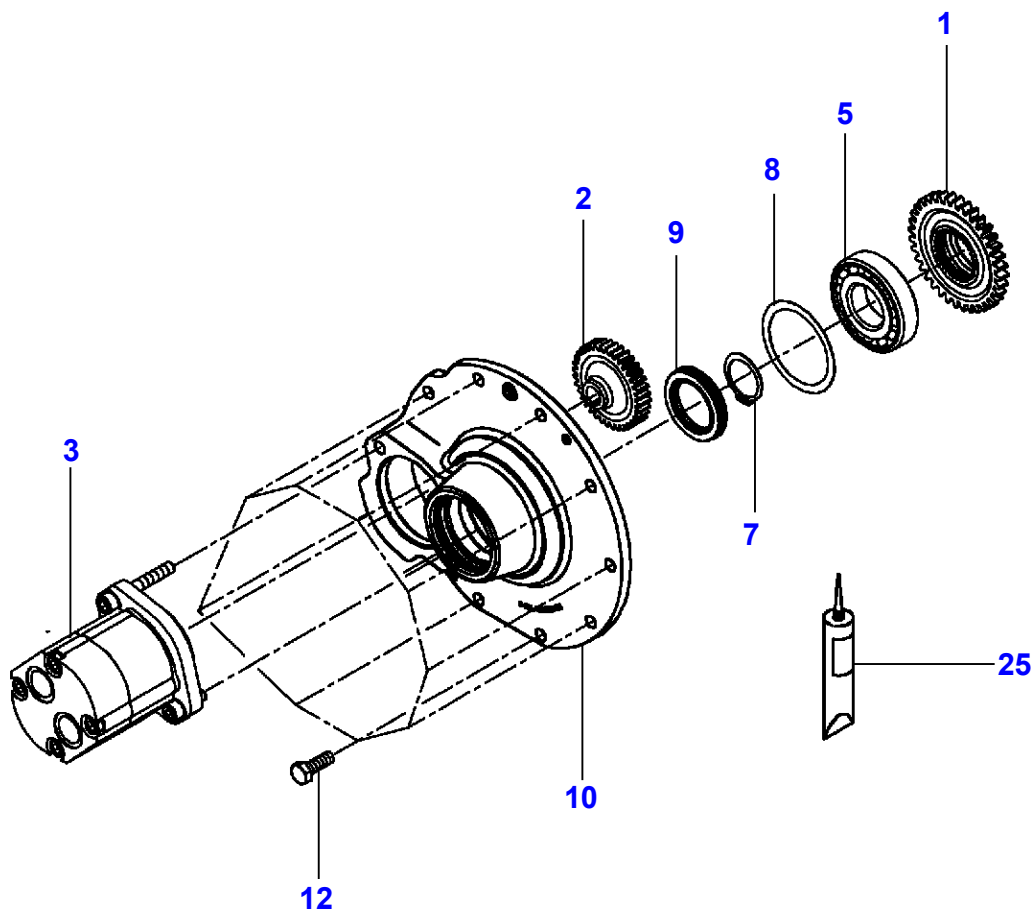
1-WK15-012-A



**Massey Ferguson****MF 8650 TRACTOR - 3906210****3906210****Front Axle 4 Wheel Drive - Clutch****Page060-0050**

<b>Item</b>	<b>Part Number</b>	<b>Qty</b>	<b>Description</b>	<b>Comments</b>
3	903.101.380.011	1	Spur Gear	Number of teeth/spines 32
4	903.101.380.021	1	Spur Gear	
5	916.100.380.100	1	Gear	
6	X485.004.700.000	3	Hex Cap Screw	M16 X 10
7		1	Shaft	See Page - Reference Number 060-0045/5
8		1	Pinion Shaft	See Page - Reference Number 030-0060/18

1-WK15-024-A

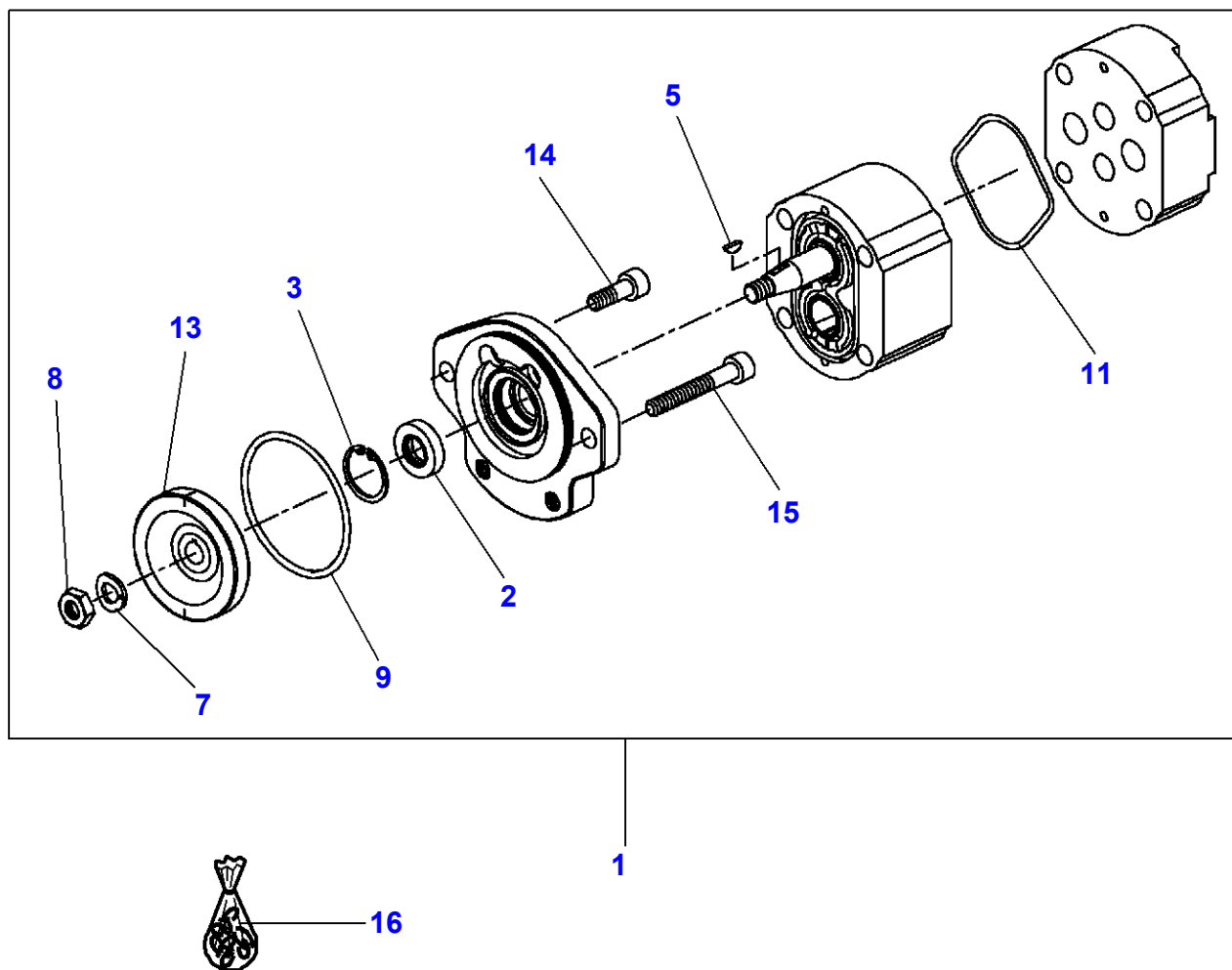




**Massey Ferguson****MF 8650 TRACTOR - 3906210****3906210****Front Axle 4 Wheel Drive - Clutch****Page060-0055**

<b>Item</b>	<b>Part Number</b>	<b>Qty</b>	<b>Description</b>	<b>Comments</b>
1	931.100.320.020	1	Spur Gear	Number of teeth/spines 45
2	931.100.320.031	1	Spur Gear	Number of teeth/spines 33
3		1	Pump	See Page - Reference Number 060-0060/1
5	X605.511.211.000	1	Bear. 6209	
7	X530.005.446.000	1	Circlip	
8	G001.990.200.750	1	Kit, Washer	
9	X550.096.500.000	1	Oil Seal	
10	931.100.320.061	1	Cover	
12	X487.531.741.000	9	Screw	M10X30
25	X903.050.074.000	X	Loctite	

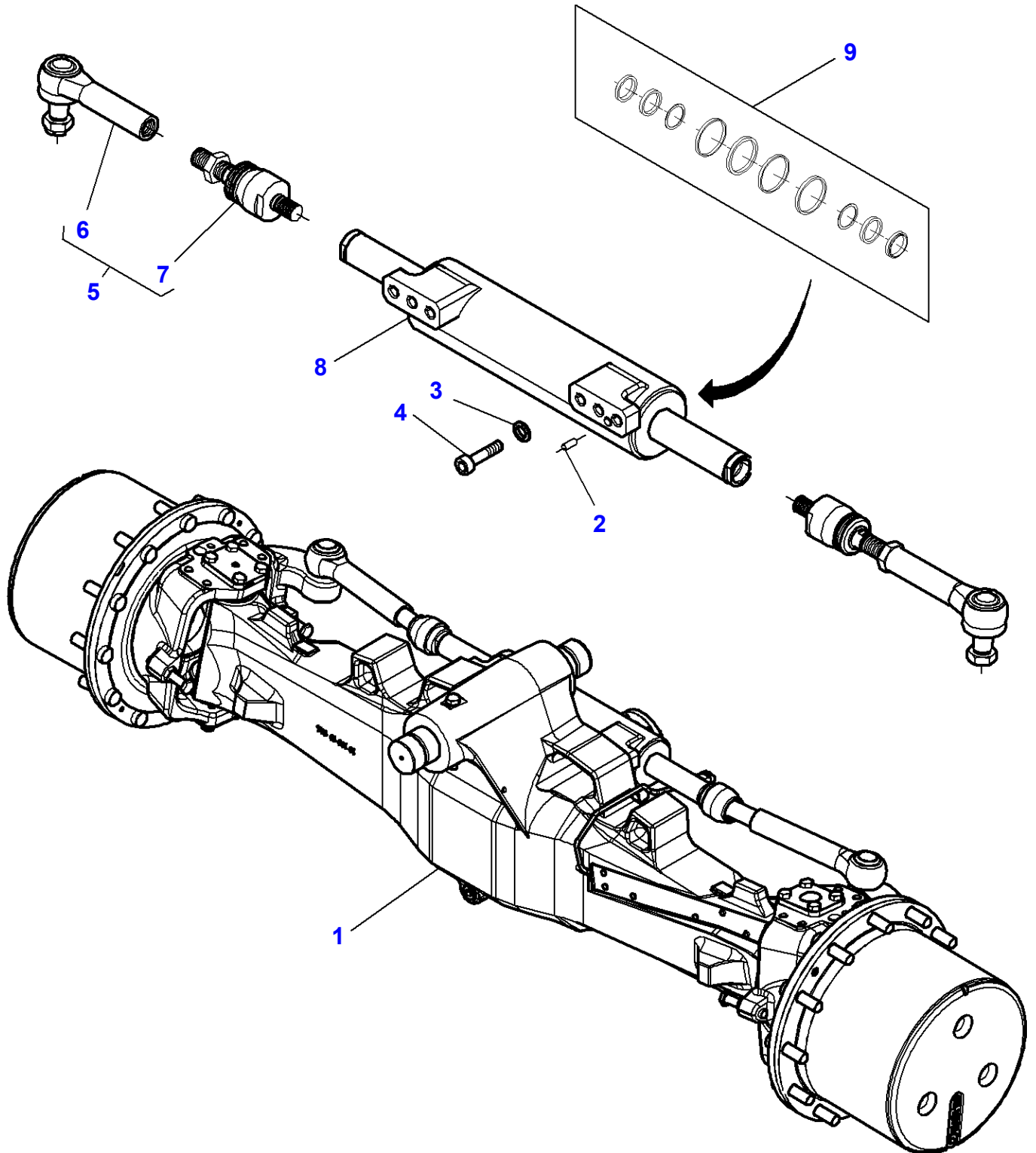
1-WP32-005-A



**Massey Ferguson****MF 8650 TRACTOR - 3906210****3906210****Hydraulic Pump****Page060-0060**

<b>Item</b>	<b>Part Number</b>	<b>Qty</b>	<b>Description</b>	<b>Comments</b>
1	G931.941.102.010	1	Hydraulic Pump	8CCM
2	F339.100.490.020	1	Shaft Seal	
3	X530.103.646.000	1	Circlip	
5	X455.404.119.000	1	Disc Spring	
7	F117.941.010.070	1	Lock Washer	
8	X428.803.441.000	1	Nut	
9	F931.941.100.020	1	O Ring	
11	F931.941.102.020	1	O Ring	
13		1	Spur Gear	See Page - Reference Number 060-0055/2
14	X485.013.205.000	1	Hex Cap Screw	M10X30
15	X485.014.600.000	1	Hex Cap Screw	M10X70
16	F931.941.102.010	1	Kit, Joint	

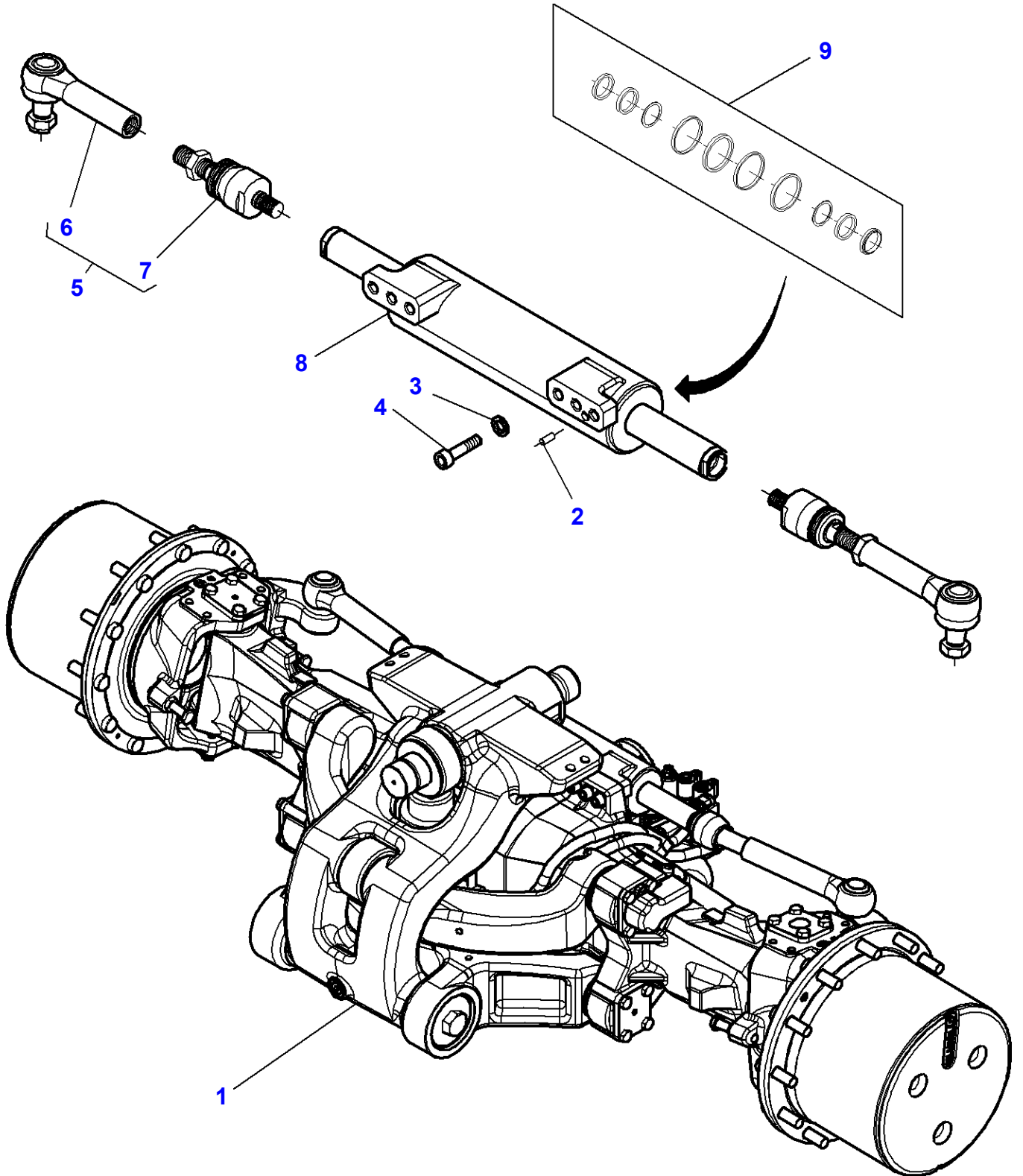
1-WK01-018-A



**Massey Ferguson****MF 8650 TRACTOR - 3906210****3906210****Front Axle 4 Wheel Drive - With Front Axle Fixed****Page060-0065**

<b>Item</b>	<b>Part Number</b>	<b>Qty</b>	<b>Description</b>	<b>Comments</b>
1	4293141M93	1	Front Live Axle	TYPE 770/504
2	3764700M1	1	Dowel	
3	011041158	6	Washer	
4	016044032	6	Screw	
5	7702461601	2	Toggle	
6	7702445012	1	Toggle	(5)
7	7702445013	1	Ball Joint	(5)
8	7702460001	1	Ram	
9	7702445011	1	Kit, Repair	

1-WK01-017-A

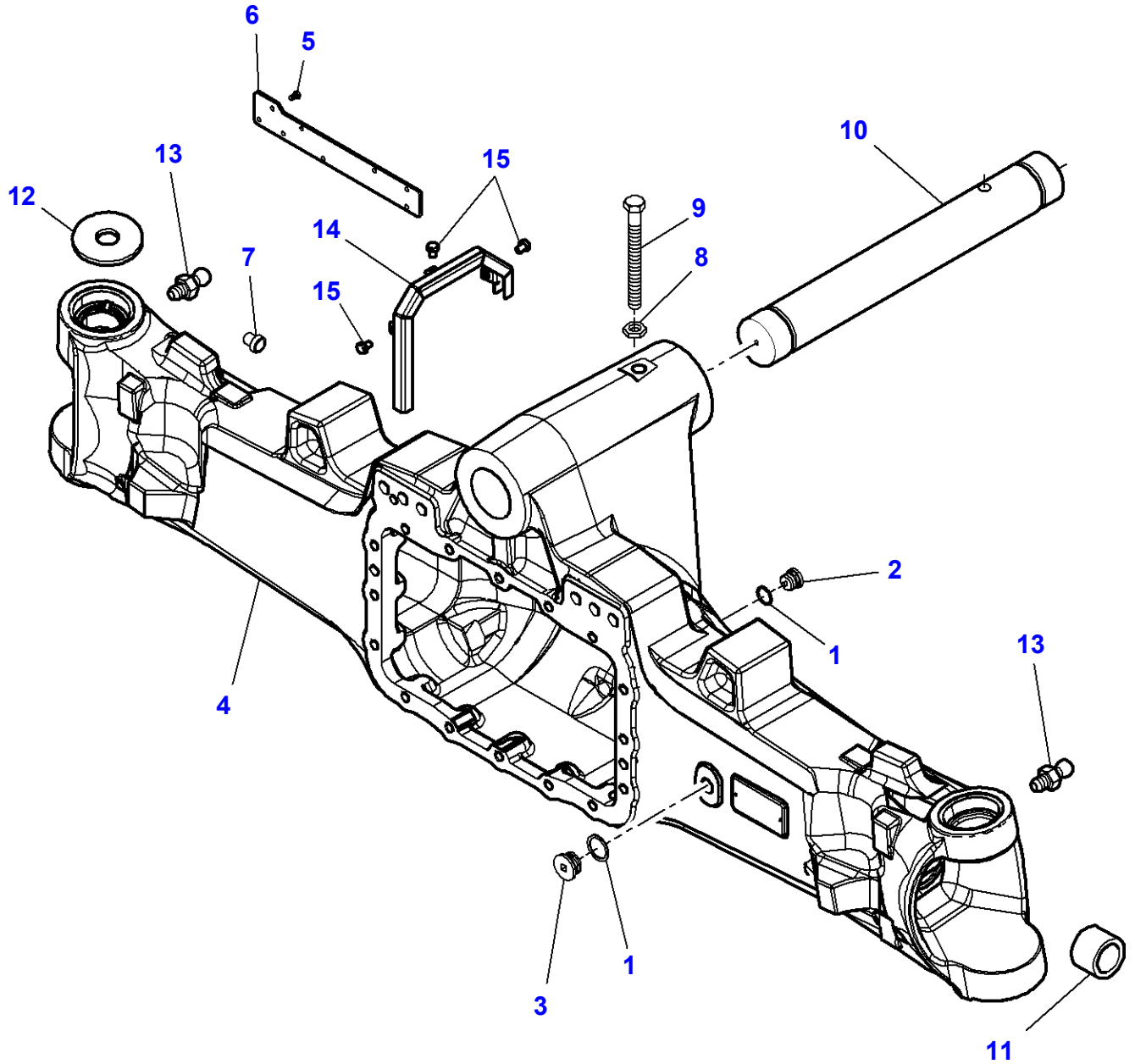


**Massey Ferguson****MF 8650 TRACTOR - 3906210****3906210****Front Axle 4 Wheel Drive - With Suspended Front Axle****Page060-0070**

<b>Item</b>	<b>Part Number</b>	<b>Qty</b>	<b>Description</b>	<b>Comments</b>
1	4293140M93	1	Front Live Axle	TYPE 770/612
2	3764700M1	1	Dowel	
3	011041158	6	Washer	
4	016044032	6	Screw	
5	7702461601	2	Toggle	
6	7702445012	1	Toggle	(5)
7	7702445013	1	Ball Joint	(5)
8	7702460001	1	Ram	
9	7702445011	1	Kit, Repair	

MF 8650 TRACTOR - 3906210  
1-WK03-020-A

1-WK03-020-A

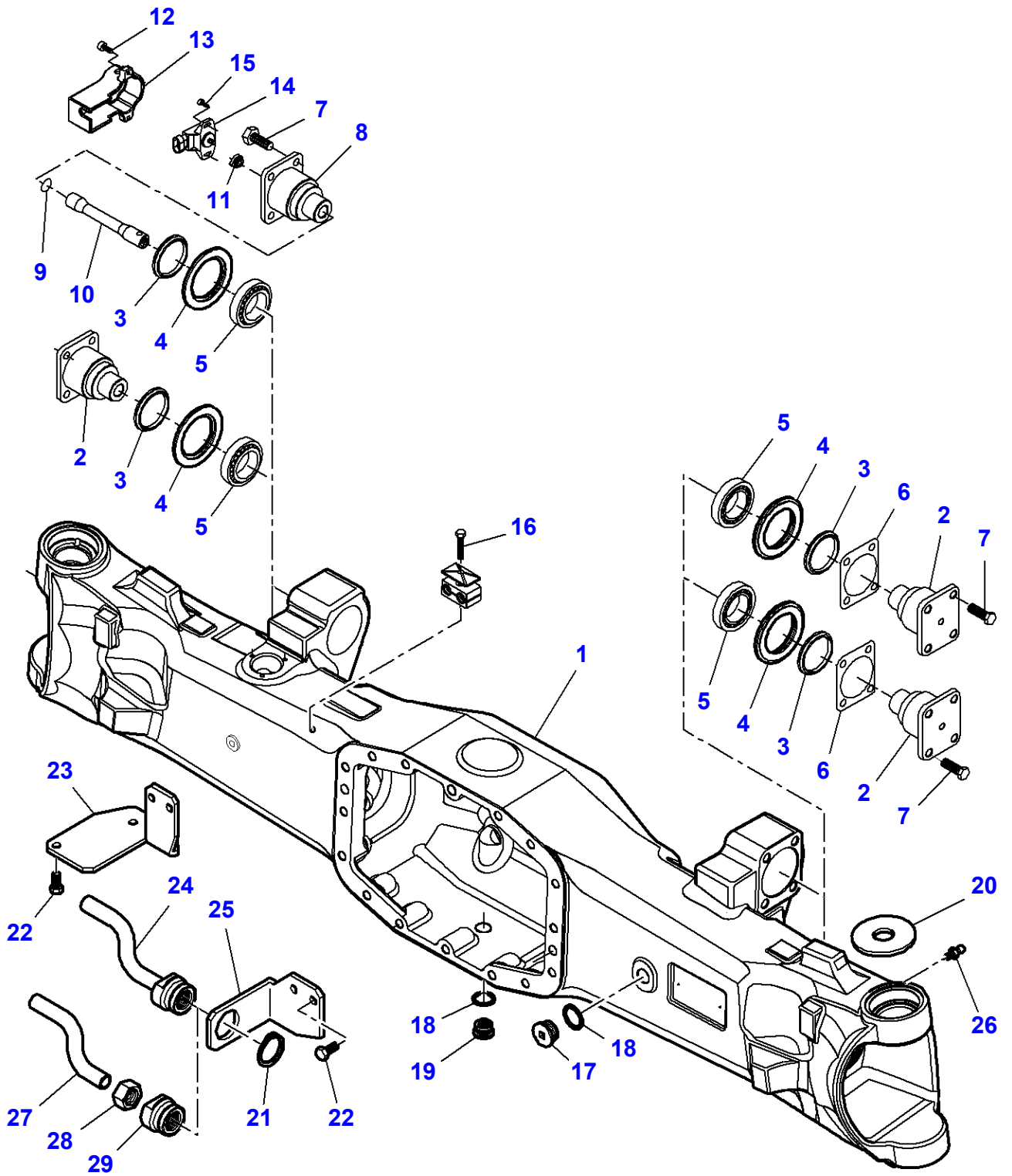




**Massey Ferguson****MF 8650 TRACTOR - 3906210****3906210****Front Axle 4 Wheel Drive - Housing - With Front Axle Fixed****Page060-0075**

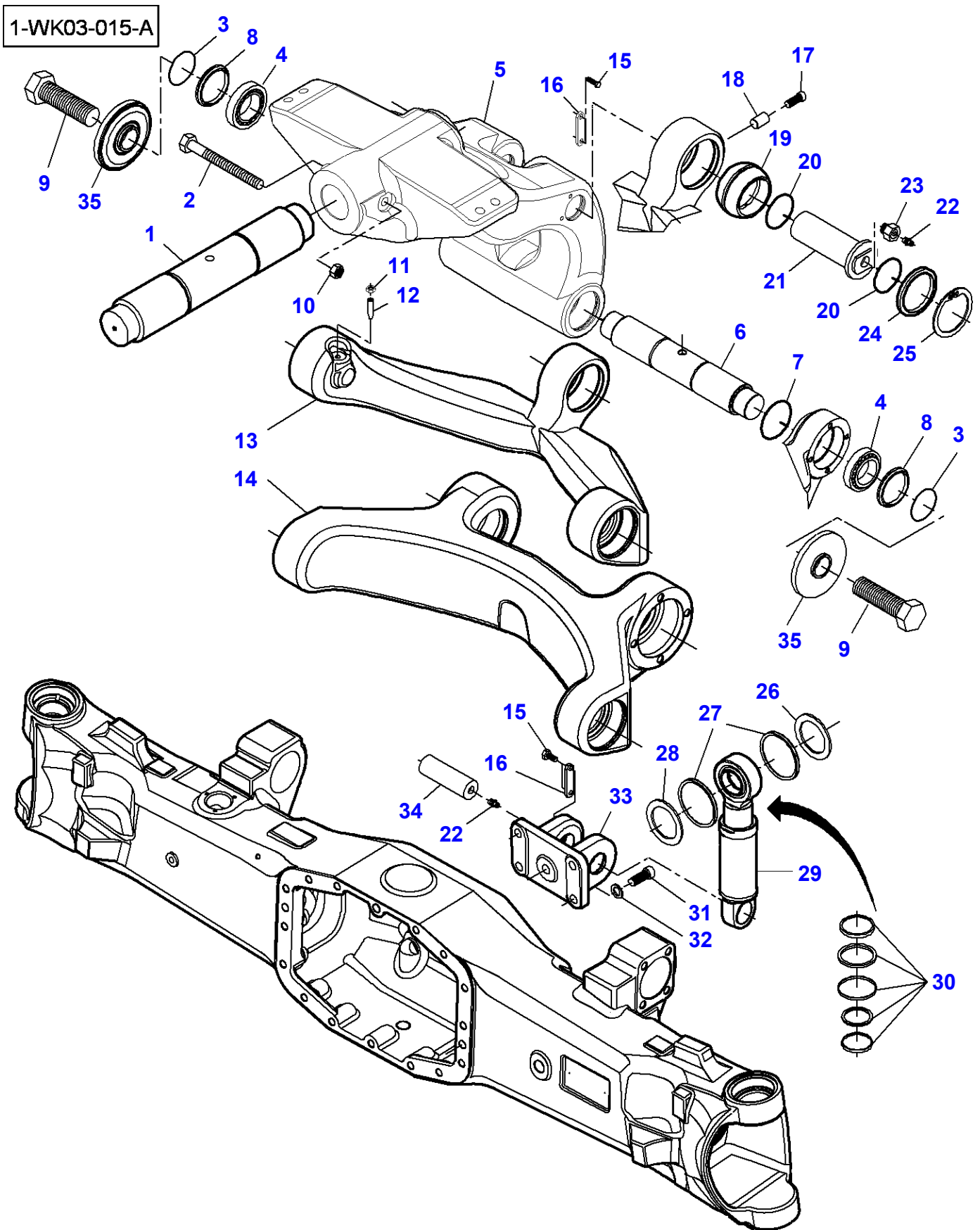
<b>Item</b>	<b>Part Number</b>	<b>Qty</b>	<b>Description</b>	<b>Comments</b>
1	X540.007.678.000	2	Ring	
2	385.300.020.130	1	Plug	
3	00065060	1	Plug	
4	7700170002	1	Housing	
5	016011180	8	Screw	
6	7500604201	1	Protection.	
7	7500604301	1	Bush	
8	006033208	1	Nut	
9	016033621	1	Screw	
10	7600102101	1	Clevis Pin	
11	000339040	2	Bush	
12	7550605301	1	Cover	
13	339003X1	2	Grease Nipple	
14	4298201M1	1	Cowl	
15	339228X1	3	Hex Cap Screw	M8 X 12

1-WK03-016-B



Item	Part Number	Qty	Description	Comments
1	7700170601	1	Support	
2	7600102503	3	Clevis Pin	
3	7300104701	4	Seal	
4	7300104602	4	Bearing Flange	
5	005103691	4	Bearing Assy	
6	F718.301.020.290	2	Kit, Disc	Thickness 0.2 MM
	F718.301.020.300	2	Disc	Thickness 0.5 MM
7	016364179	18	Screw	
8	7600102603	1	Clevis Pin	
9	001051584	1	O Ring	
10	7600102902	1	Clevis Pin	
11	7300105102	1	Gasket	
12	016010368	2	Screw	
13	7600104301	1	Helmet	
14	<b>7300160101</b>	1	Switch,Indirect	
15	3765539M1	2	Screw	
16	016030718	1	Screw	
17	000065060	1	Plug	
18	X540.007.678.000	2	Ring	
19	385.300.020.130	1	Plug	
20	7550605301	1	Cover	
21	002010076	1	Circlip	Up to Serial or Engine Number .....
22	016010373	6	Screw	
23	7700404501	1	Stirrup	
24	7702600701	1	Tube	Up to Serial or Engine Number .....
25	7600402201	1	Stirrup	
26	339004X1	2	Nipple	
27	7702601201	1	Tube	From Serial or Engine Number .....
28	7602600601	1	Union	From Serial or Engine Number .....
29	7702601301	1	Union	From Serial or Engine Number .....

MF 8650 TRACTOR - 3906210  
1-WK03-015-A

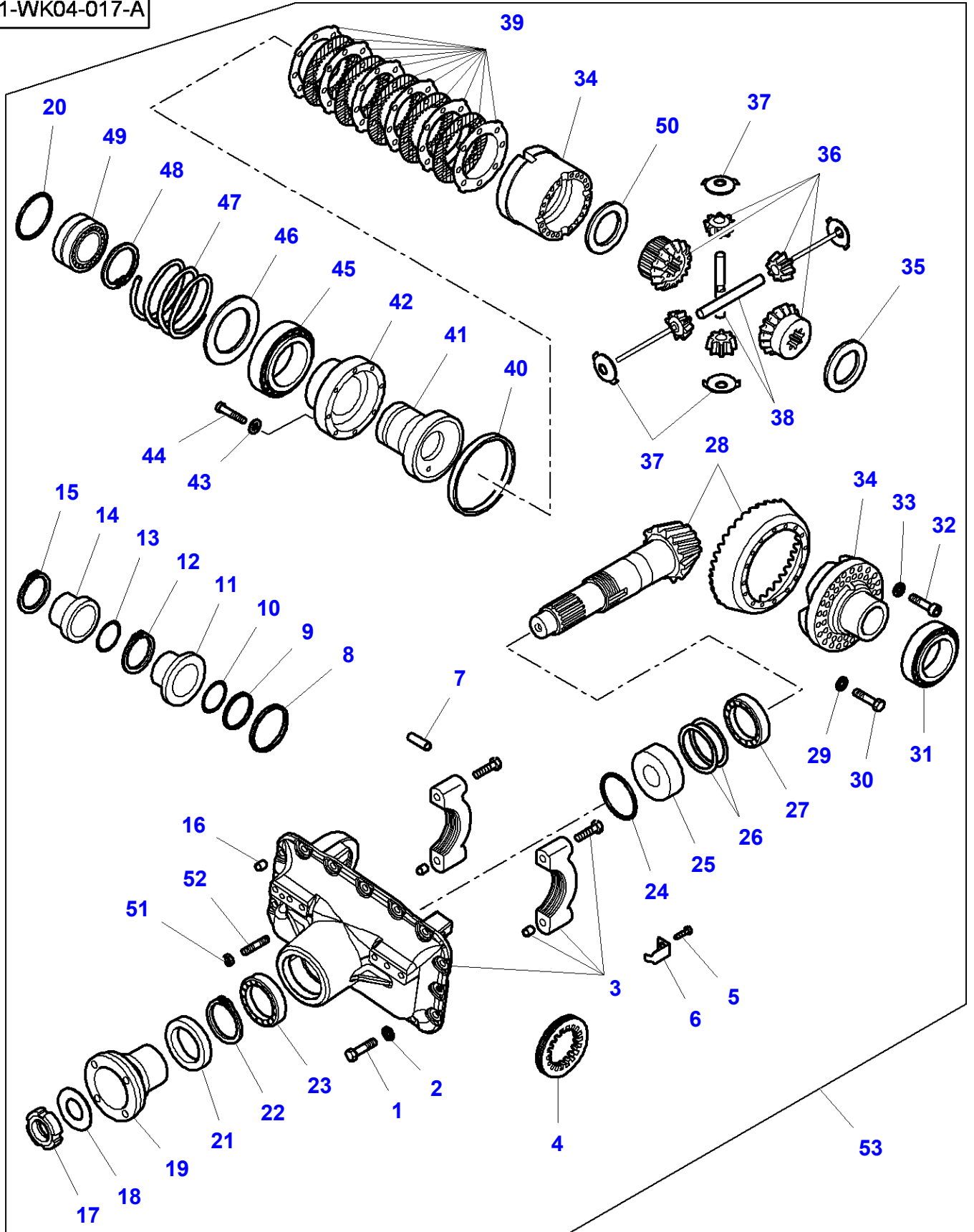


**Massey Ferguson****MF 8650 TRACTOR - 3906210****3906210****Front Axle 4 Wheel Drive - Housing - With Suspended Front Axle****Page060-0085**

<b>Item</b>	<b>Part Number</b>	<b>Qty</b>	<b>Description</b>	<b>Comments</b>
1	7600102101	1	Clevis Pin	
2	016033621	1	Screw	
3	001051421	2	O Ring	
4	005104044	2	Bearing Assy	
5	7700100302	1	Support	
6	7700100501	1	Clevis Pin	
7	001051620	6	O Ring	
8	001144045	2	Seal	
9	016013847	2	Screw	
10	006033208	1	Nut	
11	006033580	1	Nut	
12	000235011A	1	Grub Screw	
13	7700102401	1	Lever	
14	7700100401	1	Lever	
15	339761X1	4	Hex Cap Screw	M8 X 25
16	7600104401	2	Tappet Plate	
17	016252881	1	Screw	
18	7600103402	1	Pin Hitch	
19	7300104401	1	Toggle	
20	001053758	2	O Ring	
21	7600102201	1	Clevis Pin	
22	339003X1	2	Grease Nipple	
23	7600103501	1	Plug	
24	7300104501	2	Seal	
25	002020088	2	Thruster	
26	7600103701	1	Washer	
27	001113813	2	Bush	
28	7600103302	1	Washer	
29	7700160101	1	Ram	
30	7700145001	1	Kit, Repair	
31	016334349	4	Bolt	
32	011043818	4	Washer	
33	7600102002	1	Support	
34	7600103101	1	Clevis Pin	
35	7700100601	2	Spacer	

MF 8650 TRACTOR - 3906210  
1-WK04-017-A

1-WK04-017-A



Item	Part Number	Qty	Description	Comments
1	016364347	14	Screw	
2	011053790	16	Washer	
3	7700470001	1	Support	
4	3765787M1	1	Nut	
5	1444071X1	1	Hex Cap Screw	
6	3765786M1	1	Locking Plate	
7	014010327	1	Dowel	
8	001423359	1	Seal	
9	001423360	1	Seal	
10	3766055M1	1	O Ring	
11	3766054M1	1	Bush	
12	3766056M1	1	Circlip	
13	001051564	1	Bush	
14	3765836M1	1	Piston	
15	3765837M1	1	Ring	
16	014013773	2	Dowel	
17	3765039M1	1	Nut	
18	7600401701	1	Bush	
19	7700470801	1	Bridle	
20	001051421	1	O Ring	
21	7600401201	1	Seal	
22	002021812	1	Snapping	
23	000137100	1	Bearing Assy	
24	3765901M1	1	O Ring	
25	1380401202	X	Spacer	Thickness 5,80 MM
				Replace and repair. Old interchangeable with new 3765873M1
	1380401203	X	Spacer	Thickness 5,83 MM
				Replace and repair. Old interchangeable with new 3765874M1
	1380401204	X	Spacer	Thickness 5,86 MM
				Replace and repair. Old interchangeable with new 3765875M1
	1380401205	X	Spacer	Thickness 5,89 MM
				Replace and repair. Old interchangeable with new 3765876M1
	1380401206	X	Spacer	Thickness 5,92 MM
	1380401207	X	Spacer	Thickness 5,95 MM
	1380401208	X	Spacer	Thickness 5,98 MM
				Replace and repair. Old interchangeable with new 3765879M1
	1380401209	X	Spacer	Thickness 6,01 MM
				Replace and repair. Old interchangeable with new 3765880M1
	1380401210	X	Spacer	Thickness 6,04 MM
				Replace and repair. Old interchangeable with new 3765881M1
	1380401211	X	Spacer	Thickness 6,07 MM
				Replace and repair. Old interchangeable with new 3765882M1
	1380401212	X	Spacer	Thickness 6,10 MM
				Replace and repair. Old interchangeable with new 3765883M1
	1380401213	X	Spacer	Thickness 6,13 MM
				Replace and repair. Old interchangeable with new 3765884M1
	1380401214	X	Spacer	Thickness 6,16 MM
				Replace and repair. Old interchangeable with new 3765885M1
	1380401215	X	Spacer	Thickness 6,19 MM
	1380401216	X	Spacer	Thickness 6,22 MM
				Replace and repair. Old interchangeable with new 3765887M1
	1380401217	X	Spacer	Thickness 6,25 MM
	1380401218	X	Spacer	Thickness 6,28 MM
				Replace and repair. Old interchangeable with new 3765889M1
	1380401219	X	Spacer	Thickness 6,31 MM
				Replace and repair. Old interchangeable with new 3765890M1
	1380401220	X	Spacer	Thickness 6,34 MM
				Replace and repair. Old interchangeable with new 3765891M1
	1380401221	X	Spacer	Thickness 6,37 MM
				Replace and repair. Old interchangeable with new 3765892M1
	1380401222	X	Spacer	Thickness 6,40 MM
				Replace and repair. Old interchangeable with new 3765893M1
	1380401223	X	Spacer	Thickness 6,43 MM
				Replace and repair. Old interchangeable with new 3765894M1
	1380401224	X	Spacer	Thickness 6,46 MM
				Replace and repair. Old interchangeable with new 3765895M1
	1380401225	X	Spacer	Thickness 6,49 MM
				Replace and repair. Old interchangeable with new 3765896M1
	1380401226	X	Spacer	Thickness 6,52 MM
				Replace and repair. Old interchangeable with new 3765897M1
	1380401227	X	Spacer	Thickness 6,55 MM

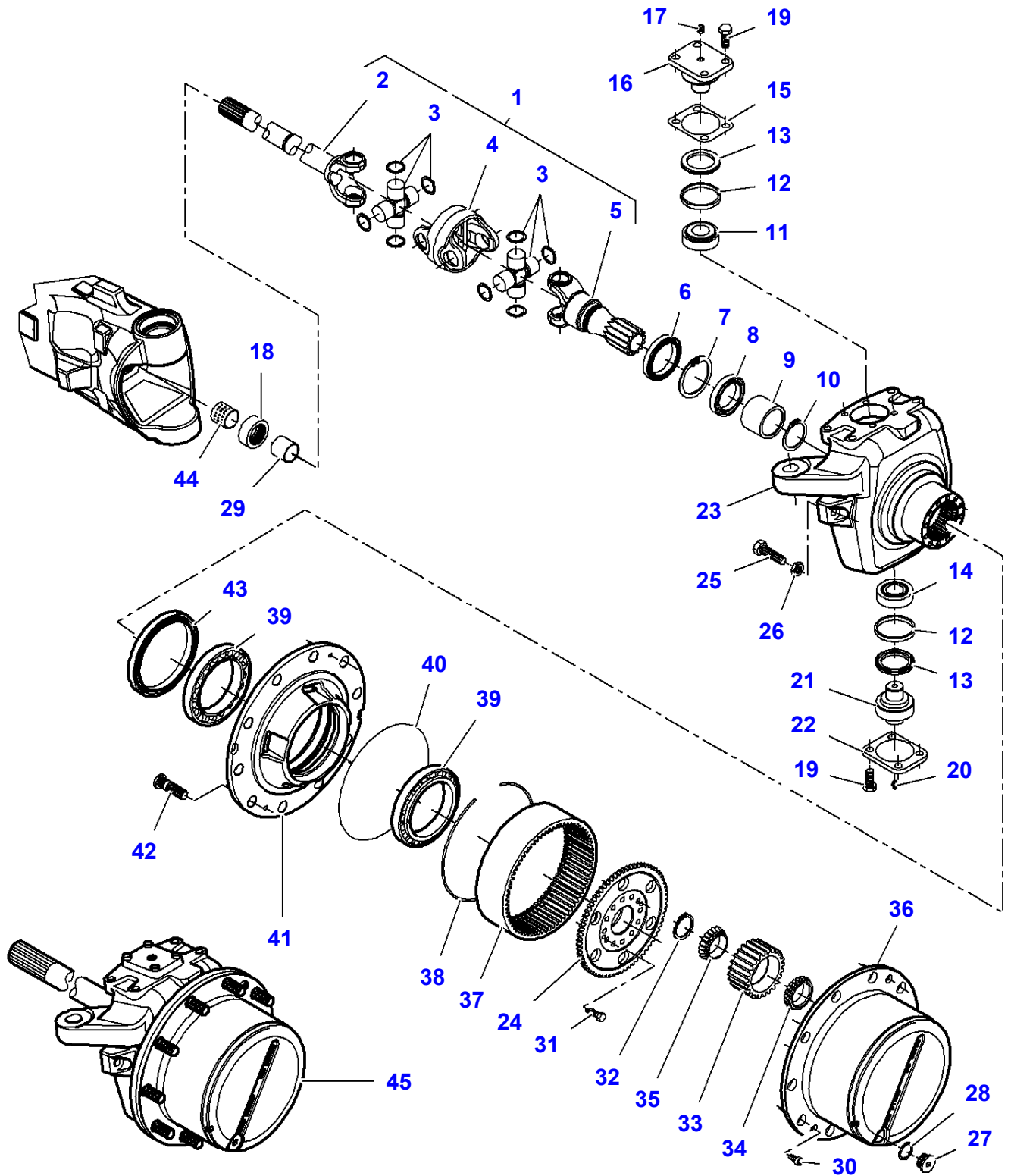
**Massey Ferguson****MF 8650 TRACTOR - 3906210****3906210****Front Axle 4 Wheel Drive - Differential - With Front Axle Fixed - With Front Axle Suspended****Page060-0090**

<b>Item</b>	<b>Part Number</b>	<b>Qty</b>	<b>Description</b>	<b>Comments</b>
25	1380401228	X	Spacer	Thickness 6,58 MM Replace and repair. Old interchangeable with new 3765899M1
25	1380401229	X	Spacer	Thickness 7,00 MM Replace and repair. Old interchangeable with new 3765900M1
26	000245025A	X	Chock	Thickness 0.10 MM
26	000245027A	X	Chock	Thickness 0.30 MM
26	000245028A	X	Chock	Thickness 0.50 MM
27	005093366	1	Bearing Assy	
28	7700450102	1	Kit, Bevel Gear	
29	011141455	18	Washer	
30	016010786	18	Screw	
31	005103365	1	Bearing Assy	
32	000057970	12	Hex Socket Screw	
33	011041318	12	Washer	
34	7700470101	1	Housing	
35	000245680	1	Washer	
36	7600470201	1	Gear	
37	7600401401	4	Washer	
38	000215040A	2	Clevis Pin	
39	000727512A	1	Clutch Disc	
40	000139339	1	Bush	
41	7600400401	1	Bridle	
42	3766063M1	1	Cover	
43	011043431	18	Washer	
44	3766065M1	18	Screw	
45	G816.300.020.180	1	Cup And Cone	
46	000345621	3	Chock	Thickness 0.50 MM
46	000345622	1	Chock	Thickness 0.20 MM
46	000345623A	1	Chock	Thickness 0.10 MM
47	7600400501	1	Spring	
48	002011794	1	Snapping	
49	005733367	1	Stop	
50	000245837	1	Washer	
51	006011489	2	Nut	
52	017064171	2	Stud	
53	7700440004	1	Kit,Differential	



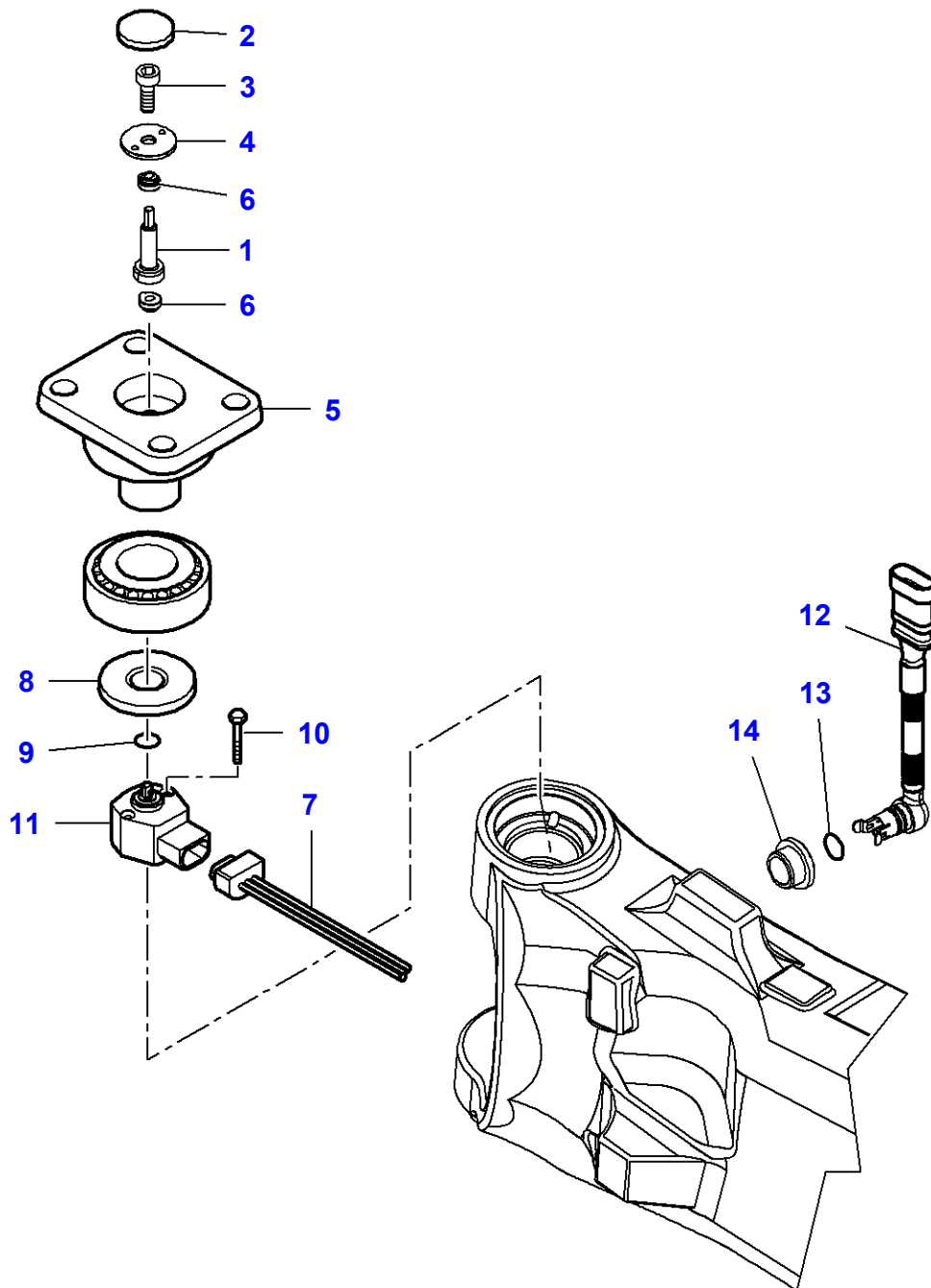
MF 8650 TRACTOR - 3906210  
1-WK05-023-B

1-WK05-023-B



Item	Part Number	Qty	Description	Comments
1	7700661501	1	Universal Joint	Right Hand
	7700661401	1	Universal Joint	Left Hand
2	7700645008	1	Shaft	(1) Right Hand
	7700645007	1	Shaft	(1) Left Hand
3	7500645010	2	Spider	(1)
4	7500645011	1	Knuckle	(1)
5	7700645006	1	Shaft	(1)
6	7700601001	2	Seal	
7	002020089	2	Snapring	
8	005010126	2	Bearing Assy	
9	7700603301	2	Spacer	
10	002011146	2	Snapring	
11	005103860	2	Bearing Assy	
12	7500604701	4	Spacer	
13	7500604601	4	Seal	
14	3766050M1	2	Bearing Assy	
15	F718.301.020.290	1	Kit, Disc	Thickness 0.2 MM
	F718.301.020.300	1	Disc	Thickness 0.5 MM
16	7500604401	1	Pivot	
17	016083444	2	Screw	
18	H926.301.020.130	1	Oil Seal	Replace and repair. Old interchangeable with new 3765756M1
19	016010786	16	Screw	
20	339003X1	2	Grease Nipple	
21	3766058M1	2	Pin	
22	000145120	2	Support	
23	7700602805	1	Housing	Left Hand
	7700602705	1	Housing	Right Hand
24	7700605001	2	Support	
25	000057721	4	Hex Cap Screw	
26	000058321	4	Nut	
27	385.300.020.130	2	Plug	
28	X540.007.678.000	2	Ring	
29	F718.301.020.520	2	Cup	
30	000057073	4	Screw	
31	016032811	24	Screw	
32	9700602001	3	Bush	
33	9700602101	6	Gear	
34	9700602501	6	Bearing Assy	
35	9700602401	6	Bearing Assy	
36	7700602901	1	Carrier	
37	9700605501	2	Annular Gear	
38	7700601101	2	Snapring	
39	005104063	4	Bearing Assy	
40	001052944	2	O Ring	
41	7700603004	2	Wheel Hub	
42	000057061	24	Stud	
43	1630700901	2	Seal	
44	000339040	2	Bush	
45	7700640002	1	Final Drive	Right Hand
	7700640003	1	Final Drive	Left Hand

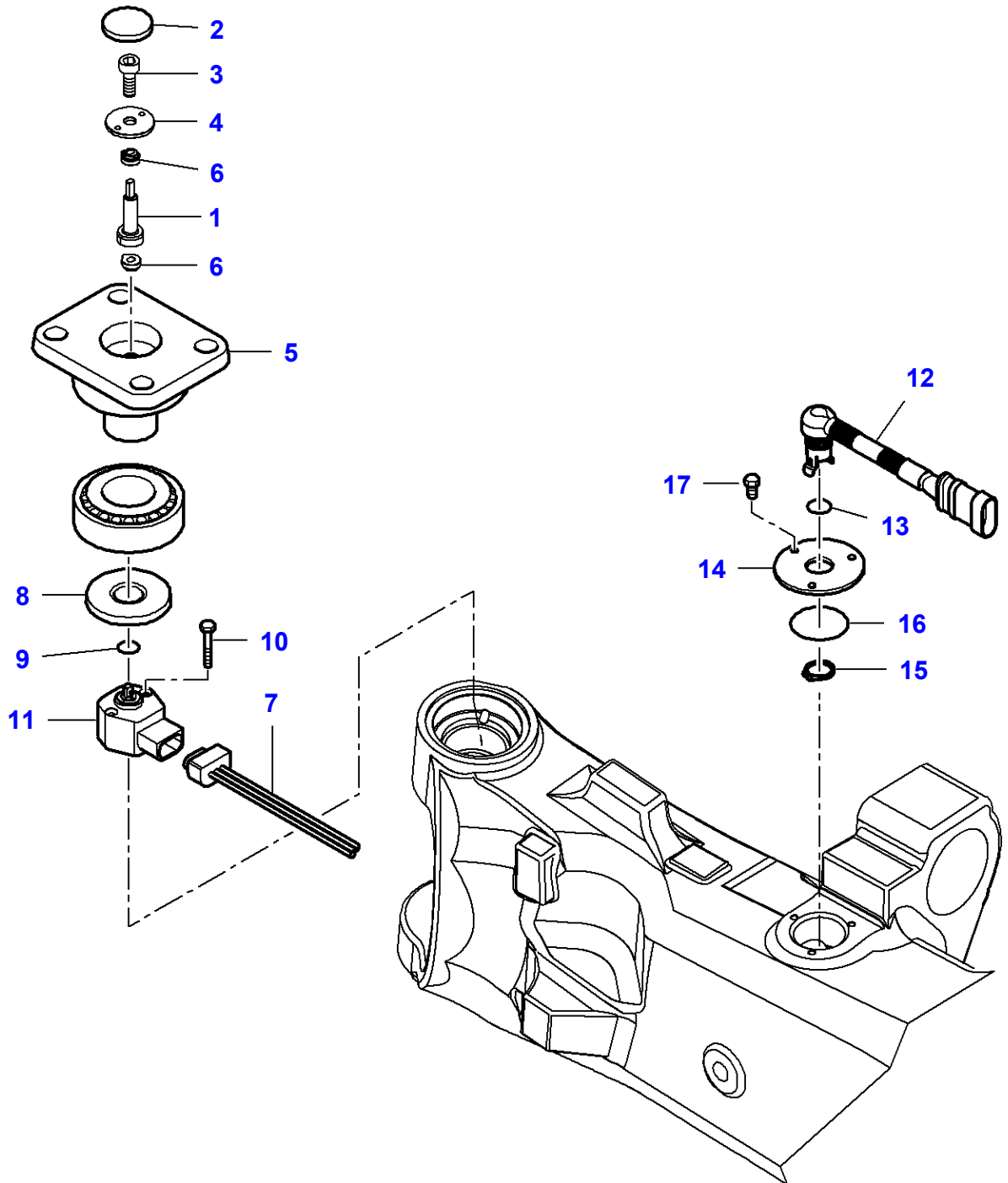
1-WK05-027-A



**Massey Ferguson****MF 8650 TRACTOR - 3906210****3906210****Front Axle 4 Wheel Drive - Final Drive - AUTO GUIDE SENSOR - FRONT AXLE FIXED****Page060-0100**

<b>Item</b>	<b>Part Number</b>	<b>Qty</b>	<b>Description</b>	<b>Comments</b>
1	7600602002	1	Pin	
2	015032885	1	Plug	
3	016041981	2	Screw	
4	7600602101	1	Washer	
5	7500606004	1	Pivot	
6	7300105102	2	Gasket	
7	7500660002	1	Connectors	
8	7550605301	1	Cover	Diameter 51,5 MM
9	001053931	1	Gasket	Replace and repair. Old not interchangeable with new 001051577
10	016063718	2	Screw	
11	<b>7502461001</b>	1	Sensor	
12	<b>7450100301</b>	1	Connectors	
13	001053931	1	Gasket	
14	7500604301	1	Bush	

1-WK05-024-A

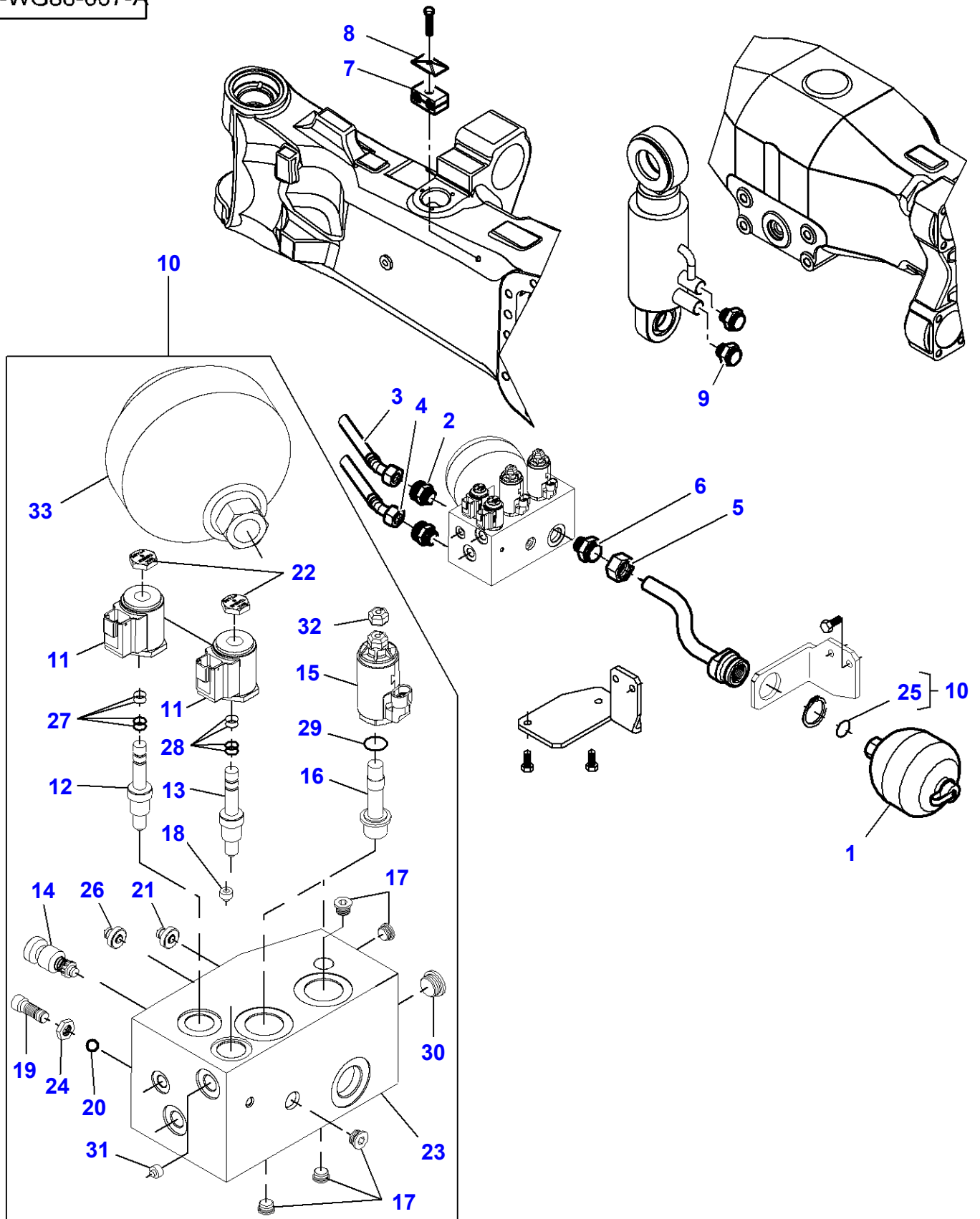


**Massey Ferguson****MF 8650 TRACTOR - 3906210****3906210****Front Axle 4 Wheel Drive - Final Drive - AUTO GUIDE SENSOR - FRONT AXLE SUSPENDED****Page060-0105**

<b>Item</b>	<b>Part Number</b>	<b>Qty</b>	<b>Description</b>	<b>Comments</b>
1	7600602002	1	Pin	
2	015032885	1	Plug	
3	016041981	2	Screw	
4	7600602101	1	Washer	
5	7500606004	1	Pivot	
6	7300105102	2	Gasket	
7	7302461002	1	Connectors	
8	7550605301	1	Cover	Diameter 51,5 MM
9	001053931	1	Gasket	Replace and repair. Old not interchangeable with new 001051577
10	016063718	2	Screw	
11	<b>7502461001</b>	1	Sensor	
12	<b>7450100301</b>	1	Connectors	
13	001053931	1	Gasket	
14	7300101702	1	Cover	
15	002010061	1	Thruster	
16	001050591	1	O Ring	
17	016011180	3	Screw	

MF 8650 TRACTOR - 3906210  
1-WG86-007-A

1-WG86-007-A



## Hydraulic Valve Block

Item	Part Number	Qty	Description	Comments
1	7602660102	1	Accumulator	
2	7602601901	2	Union	
3	7602601201	1	Tube	
4	7602601101	1	Tube	
5	7602600601	1	Union	
6	7602600501	1	Union	
7	7602600701	1	Stirrup	
8	7602600801	1	Plate	
9	7602600401	2	Union	
10	7702660003	1	Valve	
11	<b>7302601101</b>	12	Solenoid	(10)
12	<b>7602601301</b>	1	Valve	(10)
13	<b>7602601401</b>	1	Valve	(10)
14	<b>7702660601</b>	1	Valve	(10)
15	<b>7502601801</b>	2	Coil	(10)
16	<b>7502603901</b>	1	Valve	(10)
17	7702660501	5	Plug	(10)
18	7502602801	1	Regulator	(10)
19	7302602002	1	Screw	(10)
20	7302602101	1	Ball	(10)
21	7502601601	1	Regulator	(10)
22	7302601201	2	Nut	(10)
23	7702660301	1	Valve	(10)
24	7302602801	1	Nut	(10)
25	001054026	2	O Ring	(10)
26	7602601601	1	Regulator	(10)
27	<b>7602645001</b>	1	Kit, Repair	(10)
28	7602645002	1	Kit, Repair	(10)
29	7502645001	1	Kit, Repair	(10)
30	7502602301	1	Plug	(10)
31	7702600901	1	Socket	(10)
32	7502601901	2	Nut	(10)
33	7702660401	1	Block	(10)

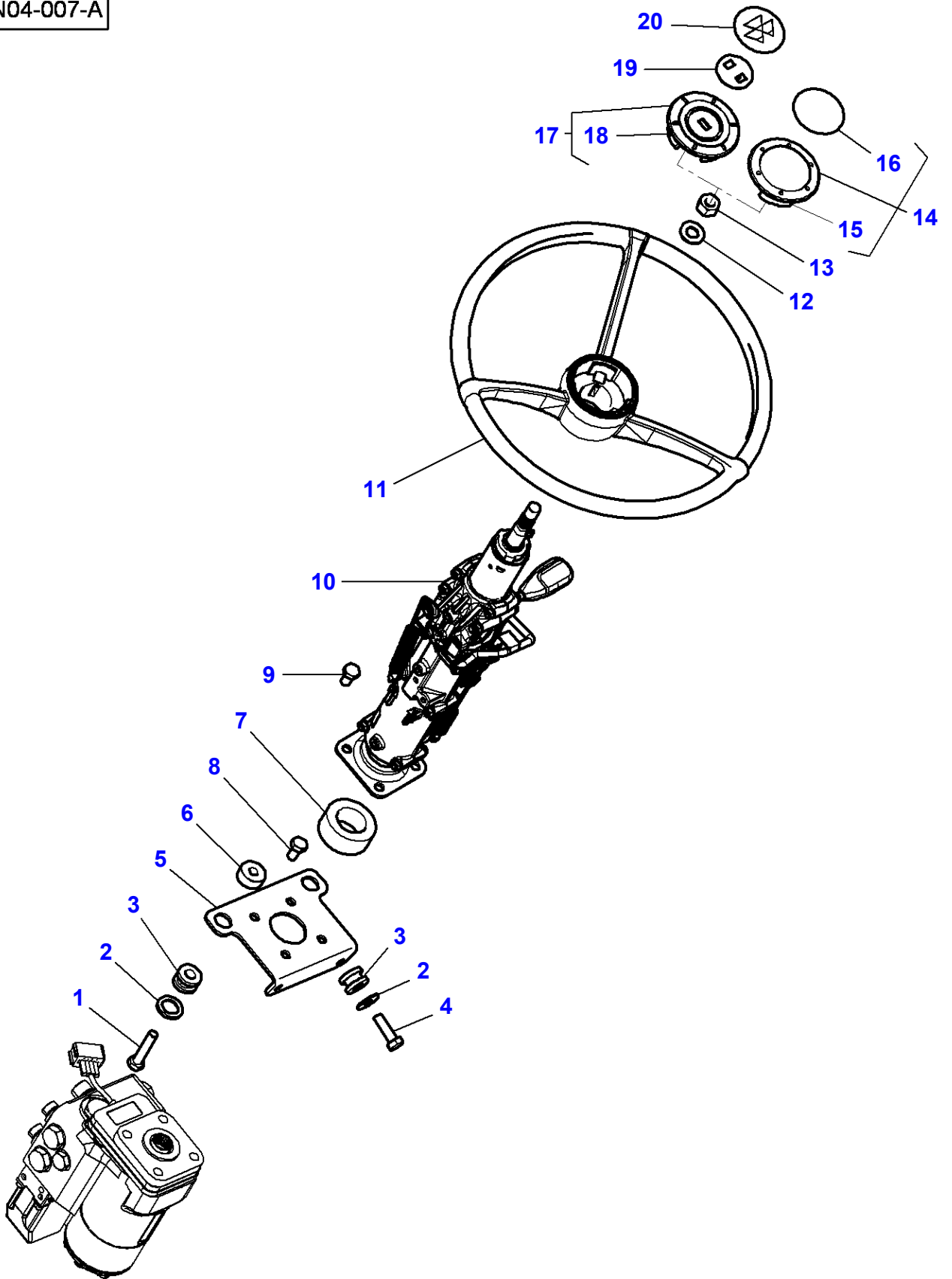


Page Title	Page Number
Steering Wheel And Telescopic Column	070-0005
Lighting Power Shuttle Drive	070-0010
Steering Pump	070-0015
Steering Pump - AUTOGUIDE Up To 27-SEP-2009	070-0020
Steering Pump - AUTOGUIDE From 28-SEP-2009	070-0025
Steering Hydraulic Lines	070-0030
Steering Hydraulic Lines - AUTOGUIDE Up To 27-SEP-2009	070-0035
Steering Hydraulic Lines - AUTOGUIDE From 28-SEP-2009	070-0040
Front Suspension Hydraulic Lines	070-0045
Cab Suspension Hydraulic Lines	070-0050
Brake Pedals	070-0055
Brake Pedals - For Norway - 50Km/h	070-0060
Brakes High Pressure - Pipes And Fitting	070-0065
Brakes High Pressure - Pipes And Fitting - With Hydraulic Braking Of Trailer - Up To 06-SEP-2 009	070-0070
Brakes High Pressure - Pipes And Fitting - With Hydraulic Braking Of Trailer - From 07-SEP-20 09	070-0075
Brakes High Pressure - Pipes And Fitting - With Hydraulic / Pneumatic Braking Of Trailer - Up To 06-SEP-2009	070-0080
Brakes High Pressure - Pipes And Fitting - With Hydraulic / Pneumatic Braking Of Trailer - Fr om 07-SEP-2009	070-0085
Brakes High Pressure - Pipes And Fitting - Without Trailer Braking	070-0090
Brakes High Pressure - Pipes And Fitting - With Pneumatic Braking Of Trailer	070-0095
Brakes High Pressure - Pipes And Fitting - With Hydraulic Or Hydraulic/Pneumatic Braking Of T railer - For Italy	070-0100
Trailer Brake - Pneumatic Feeding	070-0105
TRAILOR BRAKE - Pneumatic Braking - Up To 09-JUN-2009	070-0110
TRAILOR BRAKE - Pneumatic Braking - Set Of Transmission: Identific ation Number 4297...M92	070-0115
TRAILOR BRAKE - Pneumatic Braking - 50 Km/h	070-0120
TRAILOR BRAKE - Pneumatic Braking - USA Only - Up To 09-JUN-2009	070-0125
Hydraulic Brake Assy - FROM No 903/5308 - UP TO No 903/5553	070-0130
Hydraulic Brake Assy - FROM No 903/5554 - UP TO No 903/7000	070-0135
Hydraulic Brake Assy - From Serial or Engine Number - 903/7001	070-0140
Pump Drive	070-0145
Lube Oil Pump - Filter	070-0150
Feed Pump - System Comfort	070-0155
Gear Box Lubrication	070-0160
Gear Box Lubrication - Interior	070-0165
Hydraulic Circuit - Transmission	070-0170
Hydraulic Circuit - Transmission	070-0175
Hydraulic Valve Block - Pressure Filter	070-0180
Hydraulic Valve Block	070-0185
Hydraulic Valve Block - Solenoid Valve	070-0190
Hydraulic Valve Block - Solenoid Valve - Fixing By Supports	070-0195
Hydraulic Valve Block - Hydraulic Lines	070-0200
Oil Cooler	070-0205
Oil Cooler	070-0210
Oil Cooler - Auxiliary Hydraulics	070-0215
Auxiliary Hydraulics	070-0220
Auxiliary Hydraulics	070-0225
Auxiliary Hydraulics - With Trailer Braking	070-0230
Auxiliary Hydraulics - Without Trailer Braking	070-0235
Auxiliary Hydraulics	070-0240
Auxiliary Hydraulics - With Front Loader	070-0245
Auxiliary Distributors Installation - Without Front Loader	070-0250

Hydraulic

Auxiliary Distributors Installation - WITH HAY LADDER	070-0255
Auxiliary Distributors Installation - WITH HAY LADDER - with Hydraulic Coupling	070-0260
Auxiliary Distributors Installation - Without Front Quick Couplers	070-0265
Auxiliary Distributors Installation - With Front Quick Couplers	070-0270
Auxiliary Distributor - 4 DISTRIBUTORS ELECTRODYNAMIQUE	070-0275
Auxiliary Distributor - 5 DISTRIBUTORS ELECTRODYNAMIQUE	070-0280
Auxiliary Distributor - 6 DISTRIBUTORS ELECTRODYNAMIQUE	070-0285
Auxiliary Distributor	070-0290
Auxiliary Distributor	070-0295
Hydraulic Lift Valve - With Front Loader - Without Front Linkage	070-0300
Hydraulic Lift Valve - With Front Lift	070-0305
Hydraulic Lift Valve - Without Front Lift	070-0310
Hydraulic Coupling - 4 DISTRIBUTORS ELECTRODYNAMIQUE	070-0315
Hydraulic Coupling - 5 DISTRIBUTORS ELECTRODYNAMIQUE	070-0320
Hydraulic Coupling - 6 DISTRIBUTORS ELECTRODYNAMIQUE	070-0325
Hydraulic Coupling	070-0330
Hydraulic Coupling	070-0335
Male Coupler	070-0340
Hydraulic Coupling	070-0345
Oil Recovery - 4 Distributors	070-0350
Oil Recovery - 5-6 DISTRIBUTORS	070-0355

1-WN04-007-A

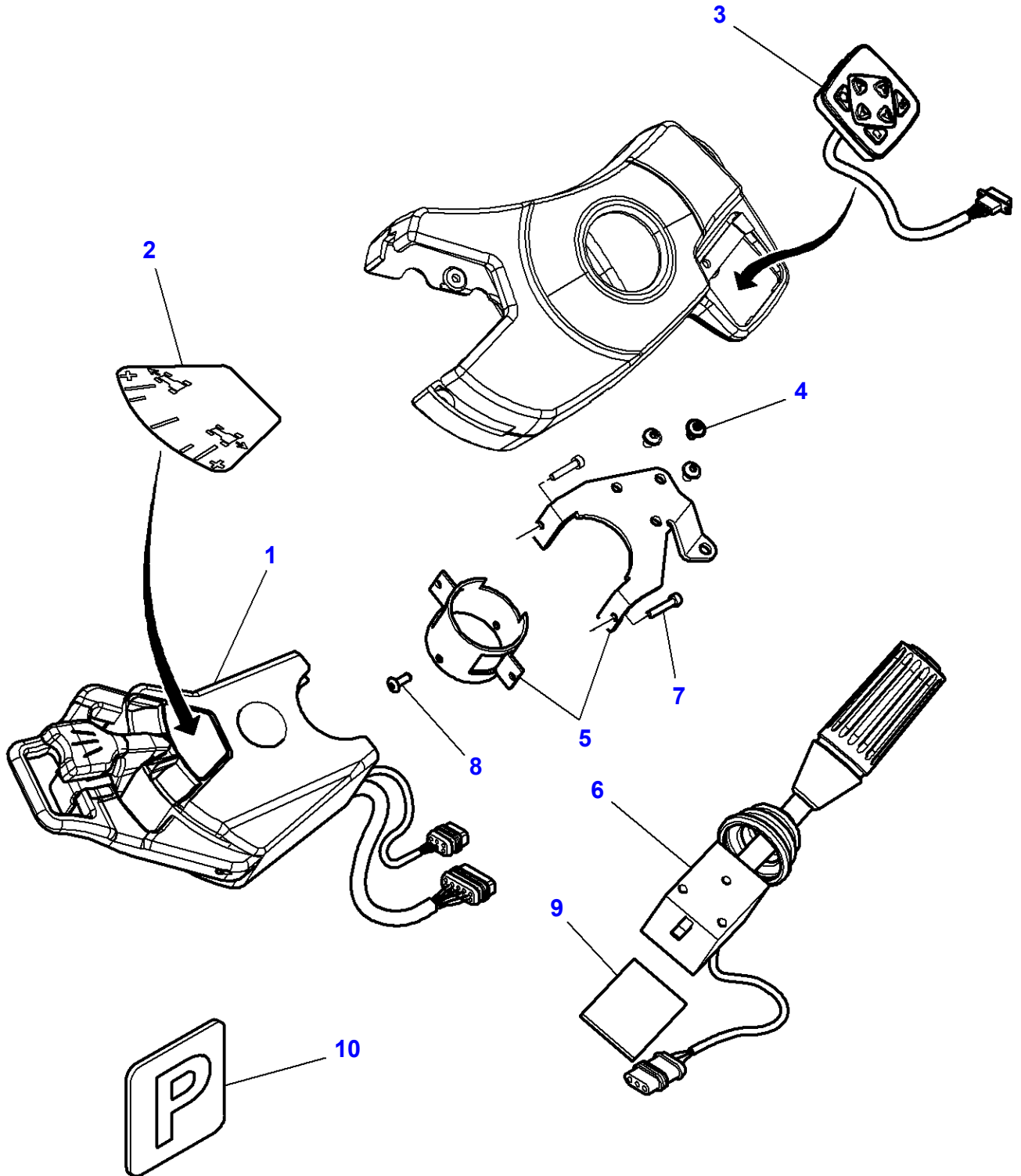


## Steering Wheel And Telescopic Column

Item	Part Number	Qty	Description	Comments
1	339019X1	2	Hex Cap Screw	M10 x 50
2	3389958M1	4	Washer	
3	1619912M1	4	Vibration Mount	
4	3009494X1	2	Hex Cap Screw	M10 X 35
5	4292827M3	1	Support	
6	4292833M1	2	Spacer	
7	4295912M1	1	Sleeve	
8	3009491X1	4	Hex Cap Screw	M10 x 20
9	3009491X1	4	Hex Cap Screw	M10 X 20
10	4295945M3	1	Steering Column	[A]
11	4282439M2	1	Steering Wheel	
12	390973X1	1	Flat Washer	
13	339070X1	1	Nut	M14
14	4298376M91	1	Cap	Up to Serial or Engine Number .....
15	3817055M1	3	Clip	(14)
16	4298351M1	1	Badge	(14)
				Up to Serial or Engine Number .....
17	4349001M91	1	Cap	From Serial or Engine Number .....
18	3817055M1	3	Clip	(17)
19	4348930M1	1	Insert	From Serial or Engine Number .....
20	4347301M1	1	Badge	From Serial or Engine Number .....

**FOOTNOTE [A]** DETAIL TO BE ADVISED

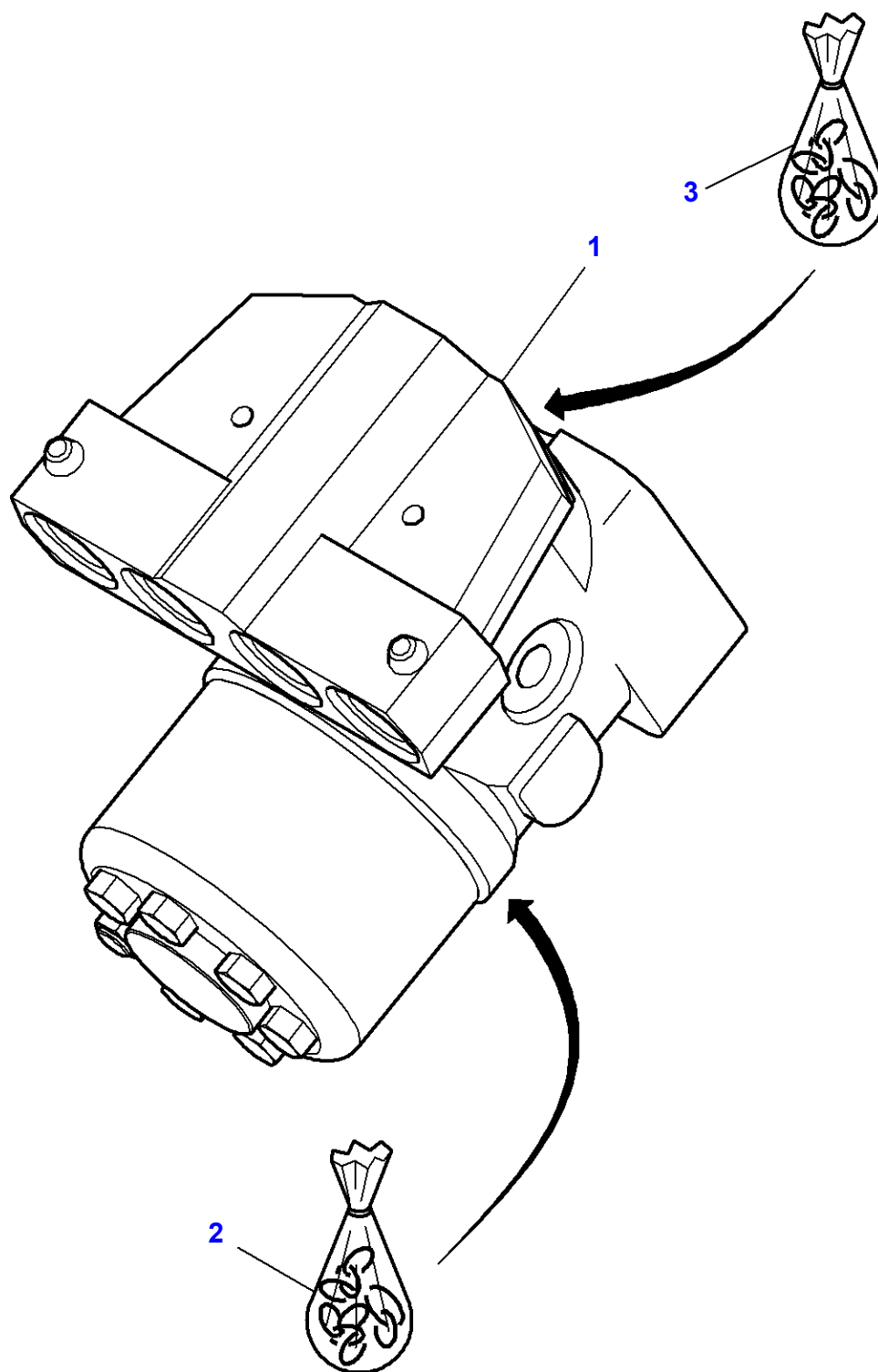
1-WN14-005-B



**Massey Ferguson****MF 8650 TRACTOR - 3906210****3906210****Lighting Power Shuttle Drive****Page070-0010**

<b>Item</b>	<b>Part Number</b>	<b>Qty</b>	<b>Description</b>	<b>Comments</b>
1	3787500M94	1	Wobble Drive	
2	4272209M1	1	Decal	Up to Serial or Engine Number SEP-2009
3	4295762M2	1	Keyboard	
4	4299423M1	3	Screw	M5 X 10
5	4295482M1	1	Support	
6	4286053M2	1	Wobble Drive	
7	3010818X1	2	Hex Socket Screw	M4 X 20
8	3011268X1	2	Rivet	Diameter 4MM
9	4348407M1	1	Foam	60 X 45 X 5 From Serial or Engine Number U138057
10	4277737M1	1	Decal	From Serial or Engine Number SEP-2009

1-WN07-006-B

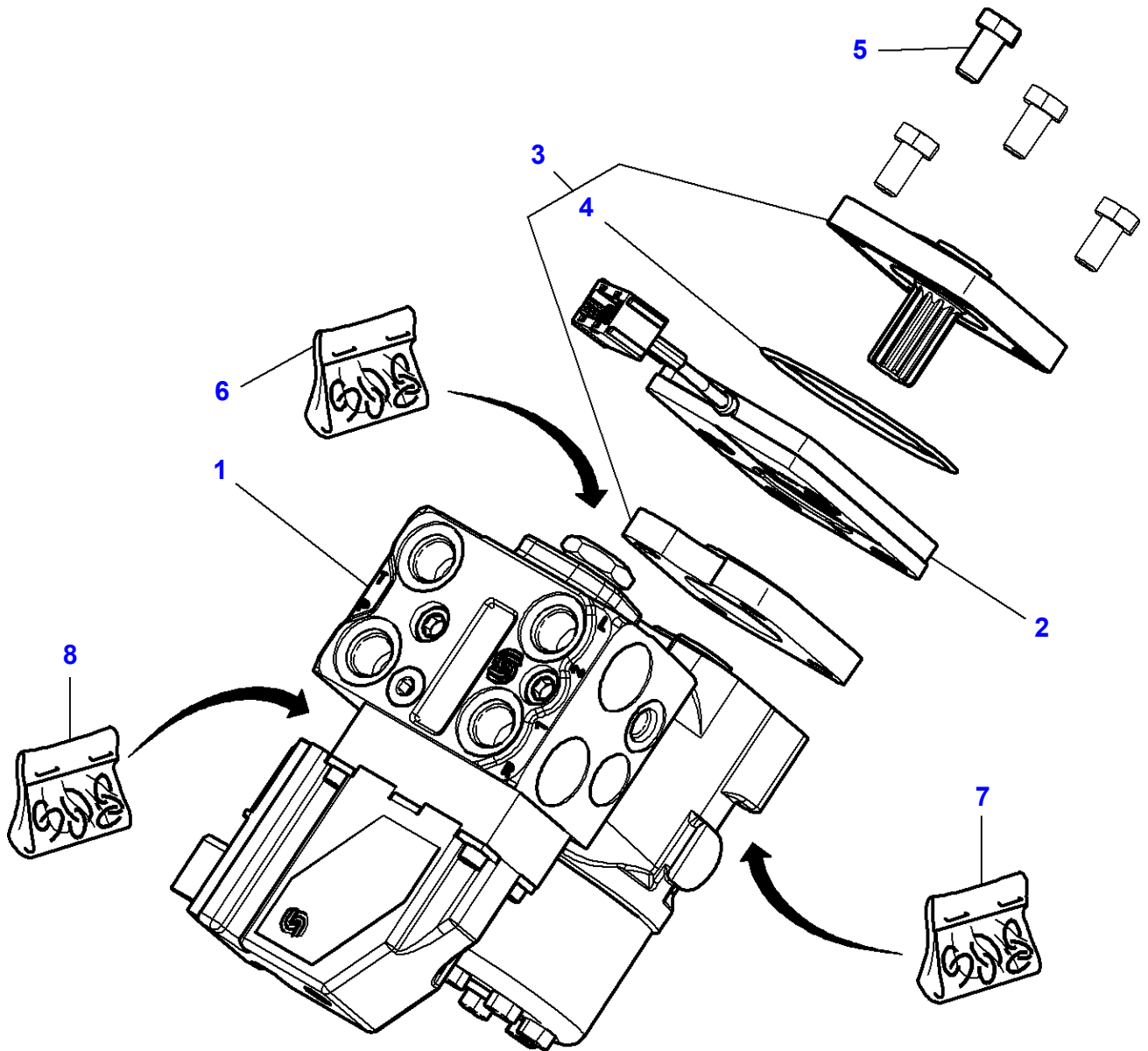


**Massey Ferguson****MF 8650 TRACTOR - 3906210****3906210****Steering Pump****Page070-0015**

<b>Item</b>	<b>Part Number</b>	<b>Qty</b>	<b>Description</b>
1	4290122M1	1	Distributor
2	F916.400.090.010	1	Kit, Joint
3	3473640M91	1	Kit, Seal



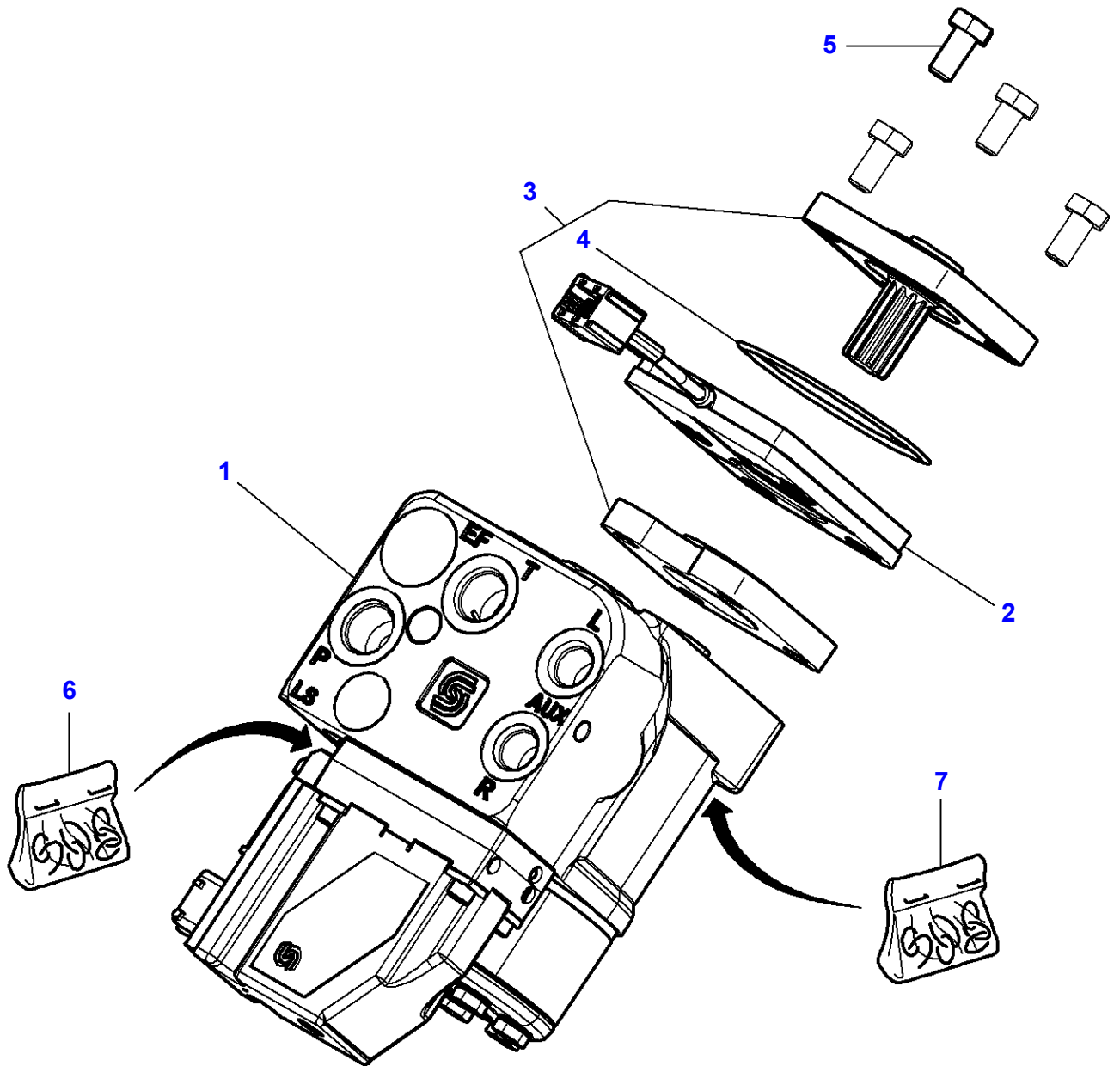
1-WN07-008-A



**Massey Ferguson****MF 8650 TRACTOR - 3906210****3906210****Steering Pump - AUTOGUIDE Up To 27-SEP-2009****Page070-0020**

<b>Item</b>	<b>Part Number</b>	<b>Qty</b>	<b>Description</b>	<b>Comments</b>
1	4296936M1	1	Distributor	OSPF 315 LSEH
2	<b>4285380M1</b>	1	Transducer	
3	4288540M3	1	Drive Shaft	
4	3905541M1	1	Gasket	(3)
5	3009491X1	4	Hex Cap Screw	M10 x 20
6	3473640M91	1	Kit, Seal	
7	F916.400.090.010	1	Kit, Joint	
8	3907940M91	1	Kit, Seal	

1-WN07-009-A

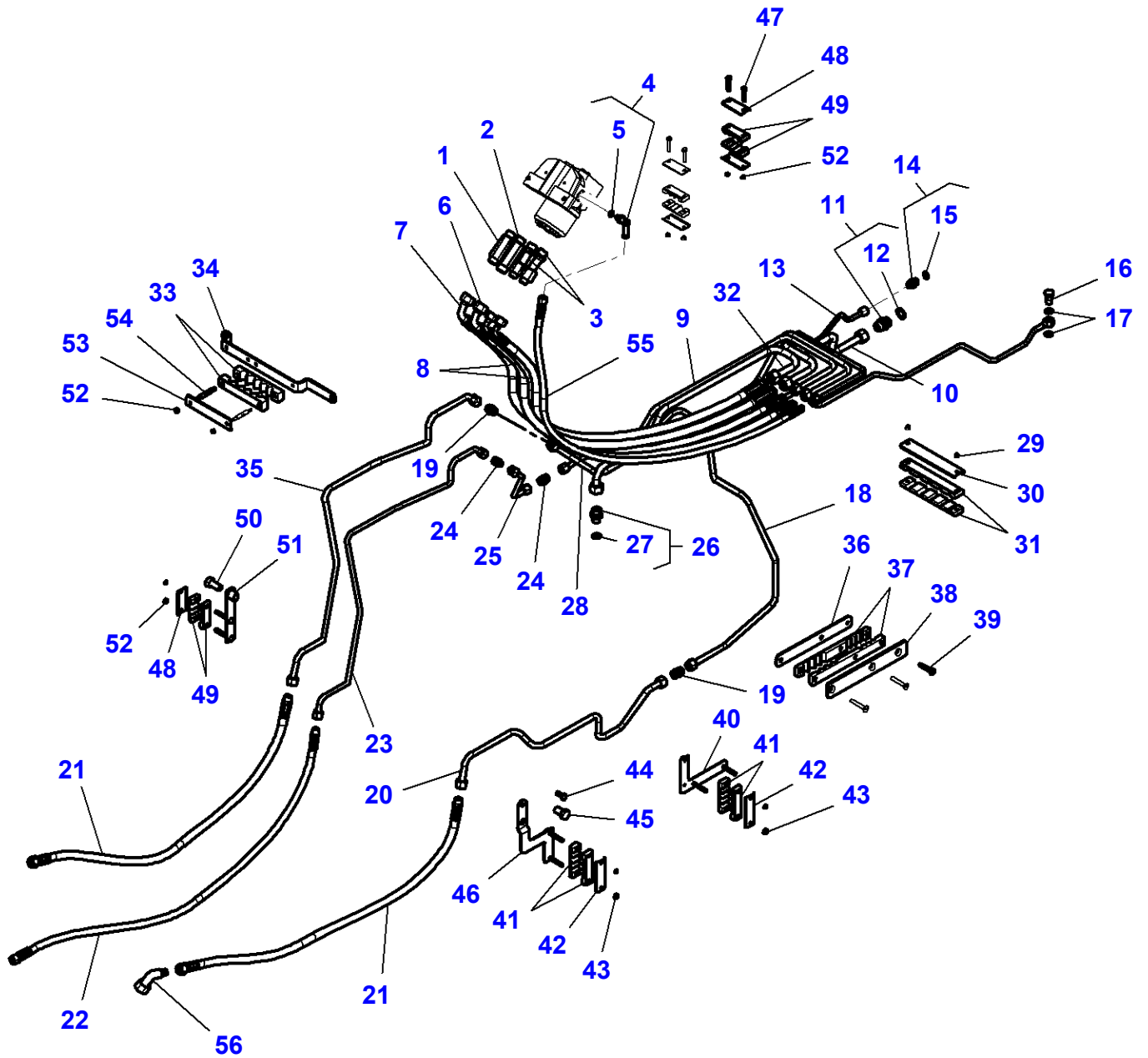


**Massey Ferguson****MF 8650 TRACTOR - 3906210****3906210****Steering Pump - AUTOGUIDE From 28-SEP-2009****Page070-0025**

<b>Item</b>	<b>Part Number</b>	<b>Qty</b>	<b>Description</b>	<b>Comments</b>
1	4299260M3	1	Distributor	OSPEF 315 LSRM
2	<b>4285380M1</b>	1	Transducer	
3	4288539M2	1	Adaptor	
4	3905541M1	1	Gasket	(3)
5	3009496X1	4	Hex Cap Screw	M10 X 45
6	3907940M91	1	Kit, Seal	
7	F916.400.090.010	1	Kit, Joint	

MF 8650 TRACTOR - 3906210  
1-WN06-063-B

1-WN06-063-B



## Steering Hydraulic Lines

Item	Part Number	Qty	Description	Comments
1	3789721M1	1	Union	
2	4274551M1	1	Union	
3	4272115M2	2	Union	
4	4279816M1	1	Union	M12 X 1,5 8L
5	3019394X1	1	O Ring	(4)
6	4298025M1	1	Hydr. Hose	
7	4298024M1	1	Hydr. Hose	
8	4298026M1	2	Hydr. Hose	
9	4291665M3	1	Tube	
	4298913M1	1	Tube	[C]
10	4298033M1	1	Tube	
11	3011961X91	1	Union	
12	F916.961.020.160	1	O Ring	(11)
13	4298030M1	1	Tube	
14	3011299X91	1	Union	
15	F916.961.020.190	1	O Ring	(14)
16	3581821M1	1	Banjo Bolt	
17	1440012X1	2	Seal	
18	4298031M1	1	Tube	
19	338708X1	2	Union	
20	4291326M1	1	Tube	
21	4291327M1	2	Hydr. Hose	[A]
22	4294969M1	1	Hydr. Hose	[B]
23	4296932M1	1	Tube	
24	3002354X1	2	Union	
25	4294881M1	1	Tube	
26	3011051X91	1	Union	
27	3015163X1	1	O Ring	(26)
28	4298032M1	1	Tube	
29	1441500X1	2	Top Locknut	M6
30	4298028M1	1	Plate	
31	4298029M1	2	Bridle	
32	4298036M1	1	Tube	
33	4292844M2	2	Bridle	Up to Serial or Engine Number 20-APR-2009
34	4295023M1	1	Support	
35	4296933M1	1	Tube	
36	4285180M2	1	Support	
37	4290152M2	2	Bridle	
38	4290228M2	1	Stop	
39	3009444X1	1	Screw	M8 X 40
	3009446X1	2	Screw	M8 X 50
40	4291696M2	1	Support	
41	4290153M1	4	Bridle	
42	4292936M1	2	Plate	
43	339030X1	8	Nut	M6
44	339123X1	1	Hex Cap Screw	M8 X 20
45	391180X1	1	Hex Cap Screw	M14 X 25
46	4289255M3	1	Support	
47	339096X1	2	Hex Cap Screw	M6 X 35
48	4292819M1	3	Plate	
49	4294788M1	6	Bridle	
50	3010922X1	1	Hex Cap Screw	M14 X 30
51	4294600M2	1	Support	
52	339030X1	4	Nut	M6
53	4294837M2	1	Plate	
54	4295558M1	2	Stud	M6 X 60
55	4298027M1	1	Hydr. Hose	
56	3787918M1	1	Union	

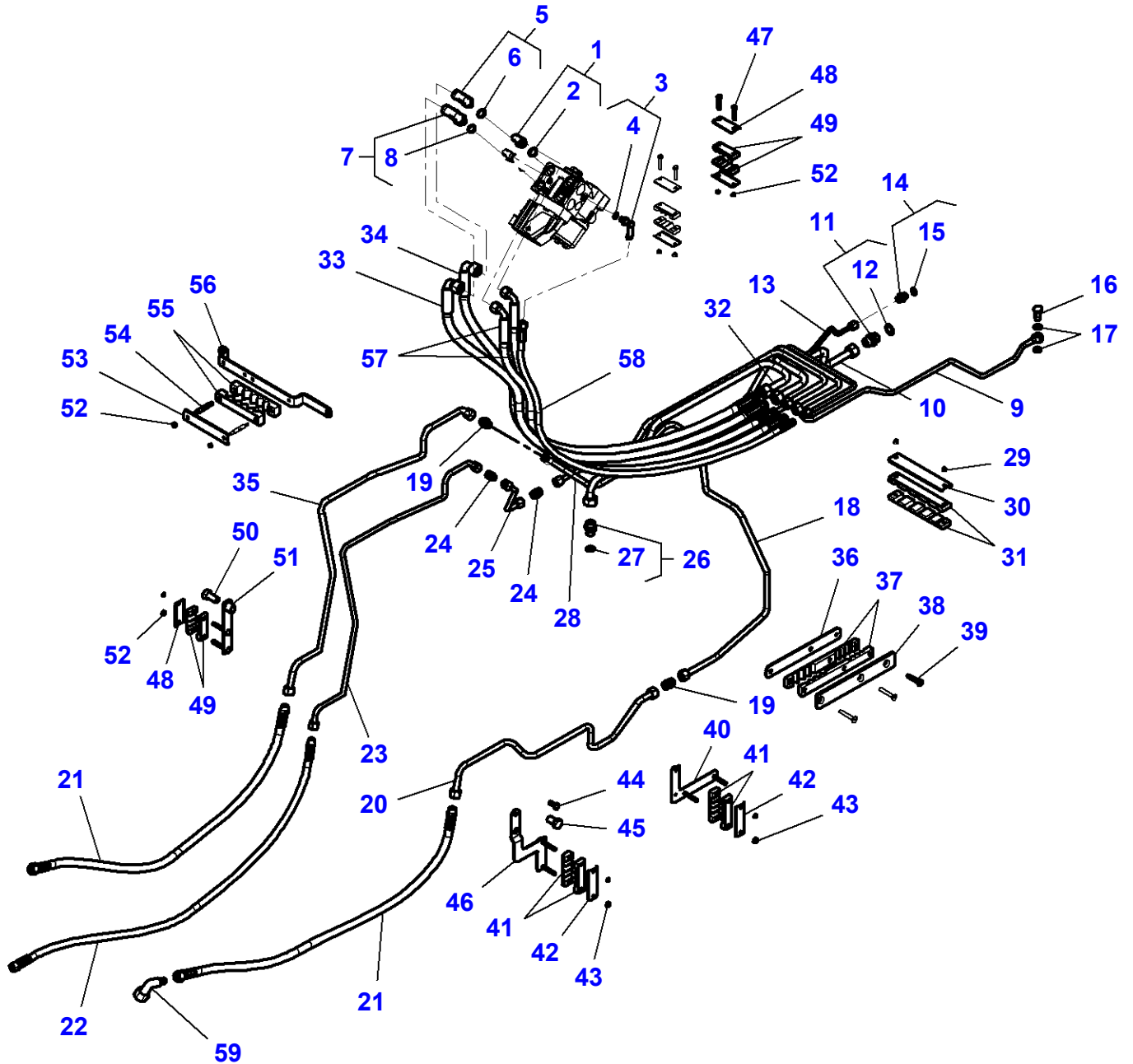
FOOTNOTE [A] STEERING

FOOTNOTE [B] DIFFERENTIAL LOCK

FOOTNOTE [C] TRANSMISSION ASSY IDENTIFICATION NO 4297...M92

MF 8650 TRACTOR - 3906210  
1-WN06-064-B

1-WN06-064-B



Item	Part Number	Qty	Description	Comments
1	4281619M1	2	Union	
2	3019397X1	1	O Ring	(1)
3	4279816M1	1	Union	
4	3019394X1	1	O Ring	(3)
5	4275573M1	1	Union	
6	3019397X1	1	O Ring	(5)
7	4281617M1	1	Union	
8	3019397X1	1	O Ring	(7)
9	4291665M3	1	Tube	
	4298913M1	1	Tube	[C]
10	4298033M1	1	Tube	
11	3011961X91	1	Union	
12	F916.961.020.160	1	O Ring	(11)
13	4298030M1	1	Tube	
14	3011299X91	1	Union	
15	F916.961.020.190	1	O Ring	(14)
16	3581821M1	1	Banjo Bolt	
17	1440012X1	2	Seal	
18	4298031M1	1	Tube	
19	338708X1	2	Union	
20	4291326M1	1	Tube	
21	4291327M1	2	Hydr. Hose	[A]
22	4294969M1	1	Hydr. Hose	[B]
23	4296932M1	1	Tube	
24	3002354X1	2	Union	
25	4294881M1	1	Tube	
26	3011051X91	1	Union	M18 X 1,5 15L
27	3019397X1	1	O Ring	(26)
28	4298032M1	1	Tube	
29	1441500X1	2	Top Locknut	
30	4298028M1	1	Plate	
31	4298029M1	2	Bridle	
32	4298036M1	1	Tube	
33	4298035M1	1	Hydr. Hose	
34	4298034M1	1	Hydr. Hose	
35	4296933M1	1	Tube	
36	4285180M2	1	Support	
37	4290152M2	2	Bridle	
38	4290228M2	1	Stop	
39	3009444X1	1	Screw	M8 X 40
	3009446X1	2	Screw	M8 X 50
40	4291696M2	1	Support	
41	4290153M1	4	Bridle	
42	4292936M1	2	Plate	
43	339030X1	12	Nut	
44	339123X1	1	Hex Cap Screw	M8 X 20
45	391180X1	1	Hex Cap Screw	M14 X 25
46	4289255M3	1	Support	
47	339096X1	2	Hex Cap Screw	M6 X 35
48	4292819M1	6	Plate	
49	4294788M1	8	Bridle	
50	3010922X1	1	Hex Cap Screw	M14 X 30
51	4294600M2	1	Support	
52	339030X1	8	Nut	M6
53	4294837M2	1	Plate	
54	4295558M1	2	Stud	M6 X 60
55	4292844M2	2	Bridle	Up to Serial or Engine Number 20-APR-2009
56	4295023M1	1	Support	
57	4298037M1	2	Hydr. Hose	
58	4298027M1	1	Hydr. Hose	
59	3787918M1	1	Union	

FOOTNOTE [A] STEERING

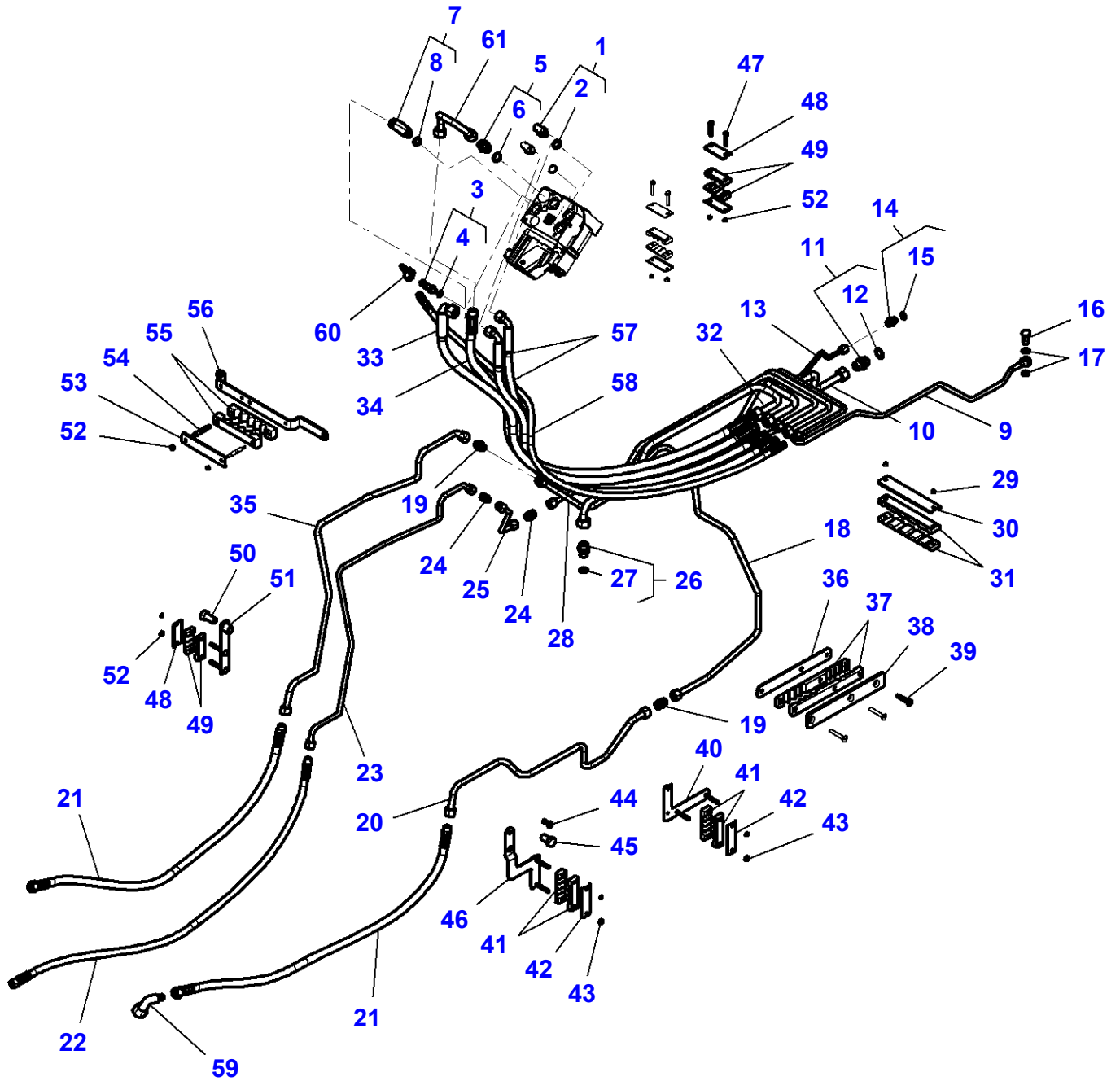
FOOTNOTE [B] DIFFERENTIAL LOCK

FOOTNOTE [C] TRANSMISSION ASSY IDENTIFICATION NO 4297...M92



MF 8650 TRACTOR - 3906210  
1-WN06-070-A

1-WN06-070-A



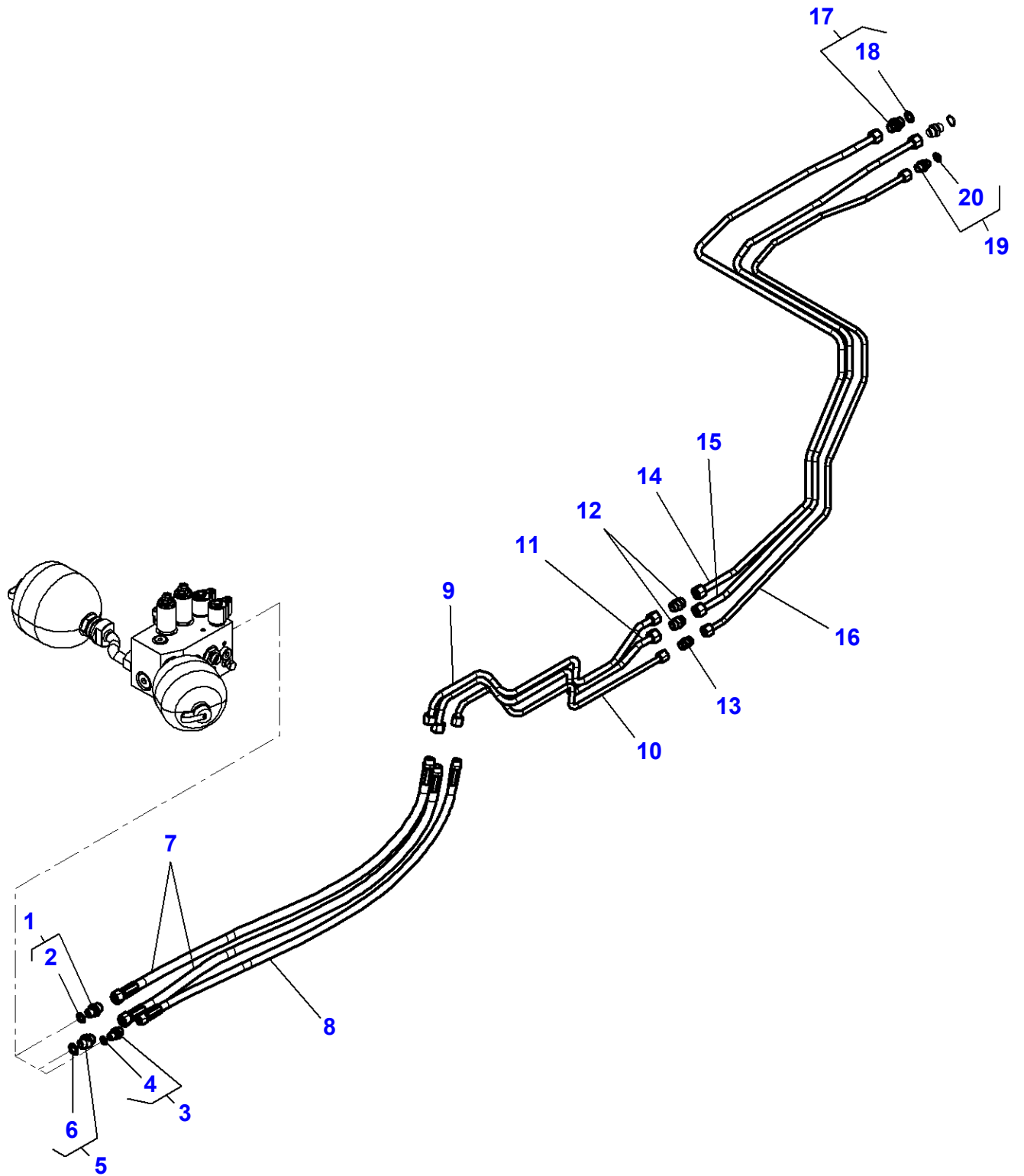
Item	Part Number	Qty	Description	Comments
1	4281619M1	2	Union	
2	3019397X1	1	O Ring	(1)
3	4271425M1	1	Union	
4	3019394X1	1	O Ring	(3)
5	3011961X91	1	Union	
6	3019398X1	1	O Ring	(5)
7	3012064X91	1	Union	
8	3019398X1	1	O Ring	(7)
9	4291665M3	1	Tube	
	4298913M1	1	Tube	[C]
10	4298033M1	1	Tube	
11	3011961X91	1	Union	
12	F916.961.020.160	1	O Ring	(11)
13	4298030M1	1	Tube	
14	3011299X91	1	Union	
15	F916.961.020.190	1	O Ring	(14)
16	3581821M1	1	Banjo Bolt	
17	1440012X1	2	Seal	
18	4298031M1	1	Tube	
19	338708X1	2	Union	
20	4291326M1	1	Tube	
21	4291327M1	2	Hydr. Hose	[A]
22	4294969M1	1	Hydr. Hose	[B]
23	4296932M1	1	Tube	
24	3002354X1	2	Union	
25	4294881M1	1	Tube	
26	3011961X91	1	Union	Up to Serial or Engine Number 27-SEP-2009 M22 X 1,5 15L (26)
27	3019398X1	1	O Ring	
28	4298032M1	1	Tube	
29	1441500X1	2	Top Locknut	
30	4298028M1	1	Plate	
31	4298029M1	2	Bridle	
32	4298036M1	1	Tube	
33	4298035M1	1	Hydr. Hose	
34	4299262M1	1	Hydr. Hose	
35	4296933M1	1	Tube	
36	4285180M2	1	Support	
37	4290152M2	2	Bridle	
38	4290228M2	1	Stop	
39	3009444X1	1	Screw	M8 X 40
	3009446X1	2	Screw	M8 X 50
40	4291696M2	1	Support	
41	4290153M1	4	Bridle	
42	4292936M1	2	Plate	
43	339030X1	12	Nut	
44	339123X1	1	Hex Cap Screw	M8 X 20
45	391180X1	1	Hex Cap Screw	M14 X 25
46	4289255M3	1	Support	
47	339096X1	2	Hex Cap Screw	M6 X 35
48	4292819M1	6	Plate	
49	4294788M1	8	Bridle	
50	3010922X1	1	Hex Cap Screw	M14 X 30
51	4294600M2	1	Support	
52	339030X1	8	Nut	M6
53	4294837M2	1	Plate	
54	4295558M1	2	Stud	M6 X 60
55	4292844M2	2	Bridle	
56	4295023M1	1	Support	
57	4298037M1	2	Hydr. Hose	
58	4299265M1	1	Hydr. Hose	
59	3787918M1	1	Union	
60	4299264M1	1	Tube	
61	4297171M1	1	Tube	

FOOTNOTE [A] STEERING

FOOTNOTE [B] DIFFERENTIAL LOCK

FOOTNOTE [C] TRANSMISSION ASSY IDENTIFICATION NO 4297...M92

1-WN08-016-A

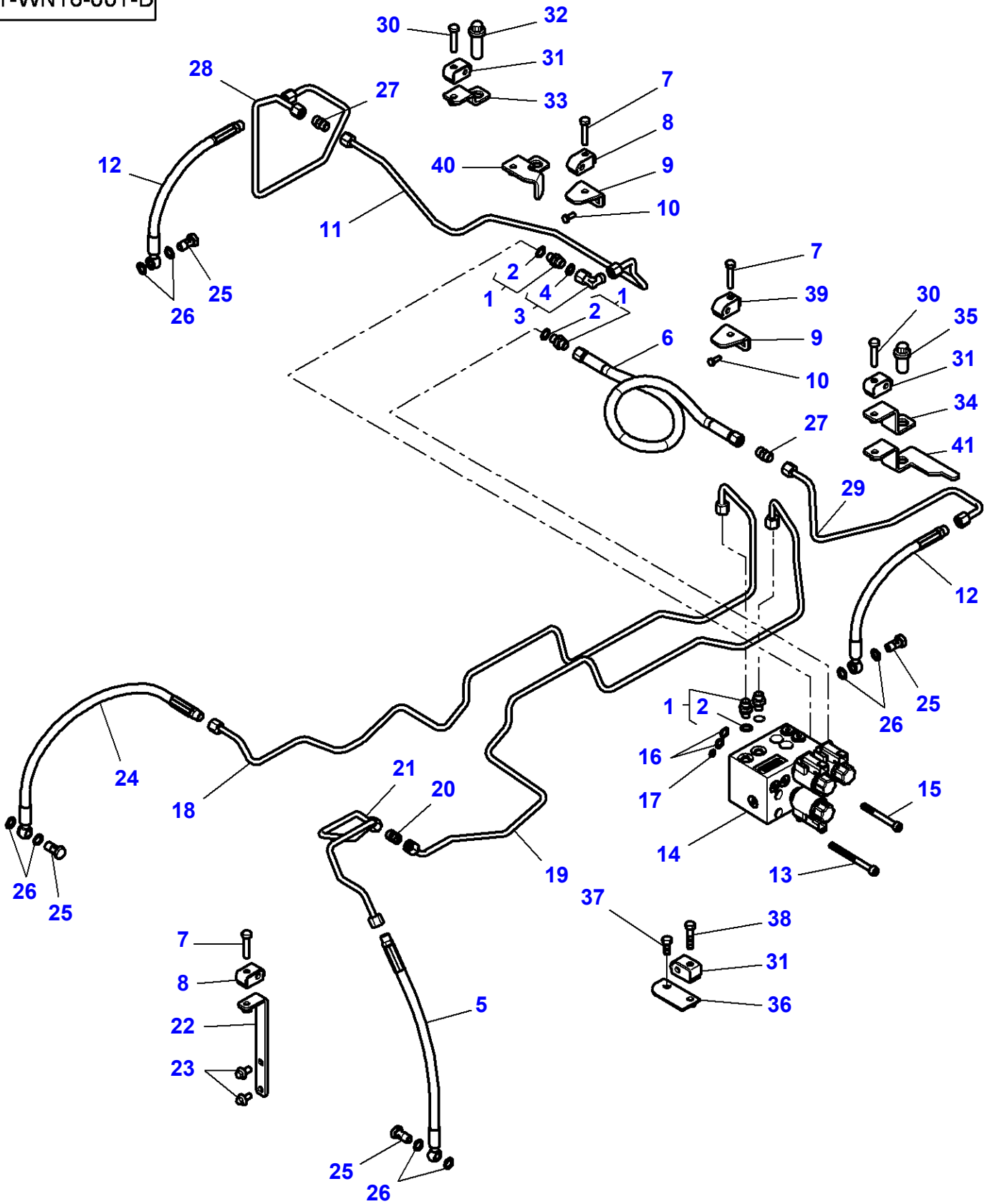


**Massey Ferguson****MF 8650 TRACTOR - 3906210****3906210****Front Suspension Hydraulic Lines****Page070-0045**

<b>Item</b>	<b>Part Number</b>	<b>Qty</b>	<b>Description</b>	<b>Comments</b>
1	3001345X91	1	Union	
2	338763X1	1	Seal	(1)
3	338795X91	1	Union	
4	338762X1	1	Seal	(3)
5	338747X91	1	Union	
6	338764X1	1	Seal	(5)
7	4289086M2	2	Hydr. Hose	
8	4289088M2	1	Hydr. Hose	
9	4291323M2	1	Tube	
10	4291324M2	1	Tube	
11	4291325M2	1	Tube	
12	338708X1	2	Union	
13	3002354X1	1	Union	
14	4282631M4	1	Tube	
15	4282632M3	1	Tube	
16	4282633M3	1	Tube	
17	3011246X91	2	Union	
18	3015163X1	1	O Ring	(17)
19	3011047X91	1	Union	
20	F916.961.020.190	1	O Ring	(19)

MF 8650 TRACTOR - 3906210  
1-WN16-001-D

1-WN16-001-D

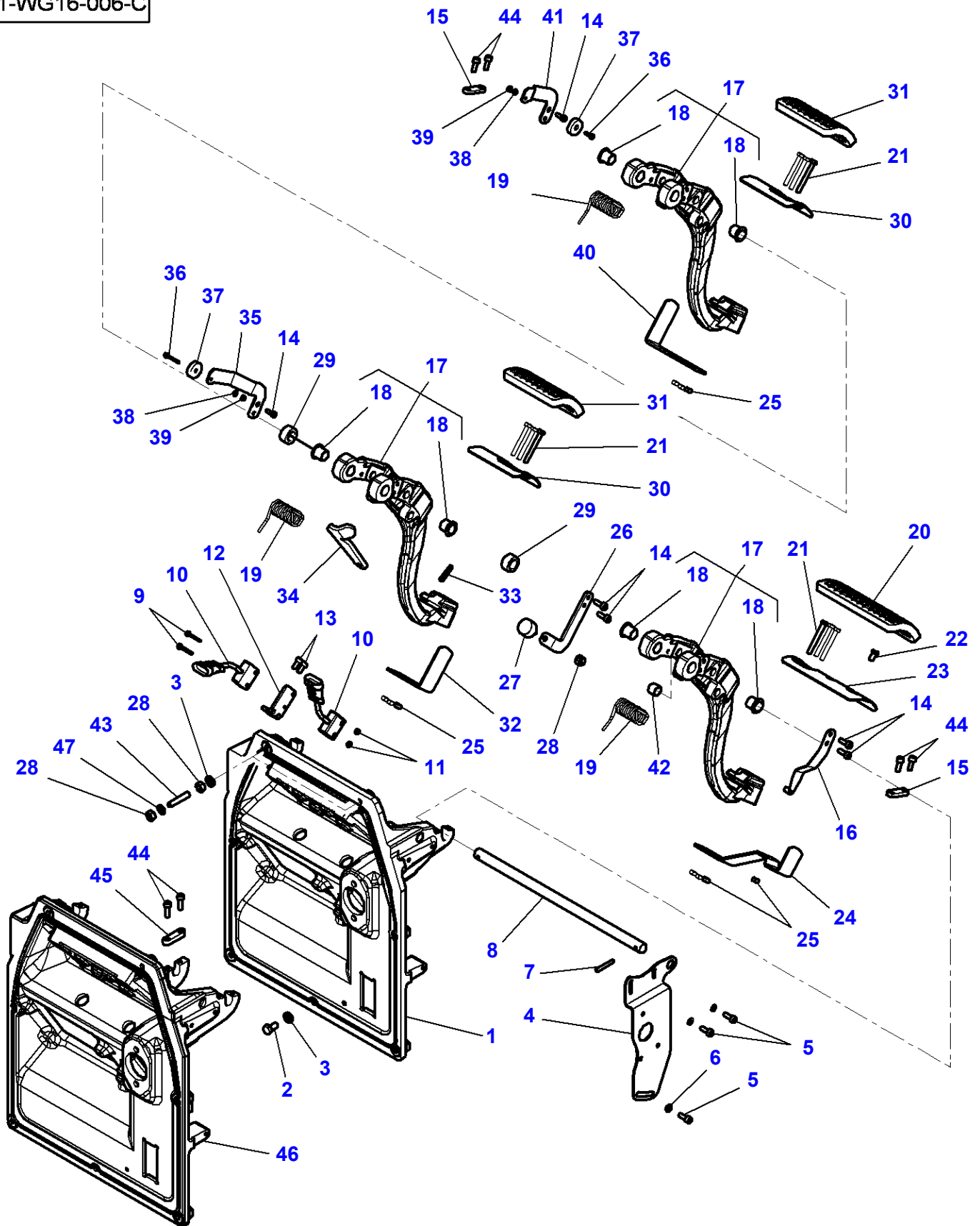


## Cab Suspension Hydraulic Lines

Item	Part Number	Qty	Description	Comments
1	3011045X91	4	Union	M12 - 8L
2	3011061X1	1	O Ring	(1)
3	3011082X91	1	Elbow	
4	3011144X1	1	O Ring	(3)
5	4296913M1	1	Hydr. Hose	
6	4299360M1	1	Hydr. Hose	Left Hand
7	339010X1	3	Hex Cap Screw	M8 X 40
8	4294807M1	2	Bridle	
9	4294803M2	2	Support	
10	339560X1	4	Hex Cap Screw	M6 X 16
11	4292534M3	1	Tube	Right Hand
12	4296884M1	2	Hydr. Hose	
13	3010177X1	3	Screw	M8 X 90
14	4291633M1	1	Block	
15	3014118X1	1	Screw	M6 X 85
16	3014124X1	2	O Ring	Diameter 12 X 2
17	3014123X1	1	O Ring	Diameter 8.5 X 1.5
18	4292535M3	1	Tube	Right Hand
19	4292536M4	1	Tube	Left Hand
	4299472M1	1	Tube	Up to Serial or Engine Number U027045 Left Hand From Serial or Engine Number U027046
20	338707X1	1	Union	
21	4296011M1	1	Tube	Up to Serial or Engine Number U027045
	4299473M1	1	Tube	From Serial or Engine Number U027046
22	4295974M1	1	Support	
23	3009192X1	2	Screw Metric	M8 X 16
24	4299361M1	1	Hydr. Hose	
25	4281624M1	4	Banjo Bolt	
26	1440700X1	12	Seal	
27	338707X1	2	Union	
28	4296878M1	1	Tube	
29	4296879M1	1	Tube	
30	339010X1	2	Hex Cap Screw	M8 X 40
31	4294807M1	3	Bridle	
32	3014329X1	1	Screw	M16 X 45 Up to Serial or Engine Number 06-JAN-2009
	3014201X1	1	Screw	M6 X 40 From Serial or Engine Number 07-JAN-2009
33	4296883M1	1	Support	Up to Serial or Engine Number JUL-2009
34	4296880M1	1	Support	Up to Serial or Engine Number JUL-2009
35	3009800X1	1	Screw	M16 X 30
36	4298039M1	1	Support	
37	339228X1	1	Hex Cap Screw	M8 X 12
38	339009X1	1	Hex Cap Screw	M8 X 35
39	3785666M1	1	Bridle	
40	4296883M2	1	Support	From Serial or Engine Number JUL-2009
41	4296880M2	1	Support	From Serial or Engine Number JUL-2009

MF 8650 TRACTOR - 3906210  
1-WG16-006-C

1-WG16-006-C



Brake Pedals

Item	Part Number	Qty	Description	Comments
1	4296010M2	1	Support	Up to Serial or Engine Number 08-FEB-2009
2	339124X1	5	Hex Cap Screw	M8 X 16
	339124X1	1	Hex Cap Screw	Up to Serial or Engine Number 17-FEB-2009
				M8 X 16
				From Serial or Engine Number 18-FEB-2009
3	385361X1	7	Flat Washer	Diameter 9-17 X 3.2
4	4290420M2	1	Support	
5	3009281X1	3	Hex Socket Screw	M6 X 16
	339560X1	3	Hex Cap Screw	Up to Serial or Engine Number 10-DEC-2008
				M6 X 16
				From Serial or Engine Number 11-DEC-2008
6	390971X1	3	Flat Washer	Diameter 6-12 X 1.5
7	391018X1	1	Roll Pin	Diameter 5 X 36
8	4293952M2	1	Clevis Pin	
9	3010933X1	2	Screw	M4 X 25
10	<b>H312.900.150.010</b>	2	Solenoid Switch	Up to Serial or Engine Number U021087
	<b>H404.150.071.020</b>	2	Solenoid Switch	From Serial or Engine Number U021088
11	1443615X1	2	Nut	M4
12	4297590M1	1	Support	
13	3009280X1	2	Hex Socket Screw	M6 X 12
14	3009281X1	8	Hex Socket Screw	M6 X 16
	339560X1	8	Hex Cap Screw	Up to Serial or Engine Number 10-DEC-2008
				M6 X 16
				From Serial or Engine Number 11-DEC-2008
15	4295845M1	2	Shield	Up to Serial or Engine Number 08-FEB-2009
	4348298M1	2	Shield	From Serial or Engine Number 18-FEB-2009
16	4297595M1	1	Guide	
17	4297671M91	3	Pedal	
18	4296063M1	2	Guide Bush	(17)
19	4293812M6	3	Spring	
20	4294426M1	1	Skate	
21	391884X1	9	Hex Cap Screw	M6 X 50
22	391074X1	1	Hex Cap Screw	M6 X 12
23	4294425M1	1	Support	
24	4294604M2	1	Stop	
25	339030X1	10	Nut	M6
26	4297591M1	1	Stop	
27	4295460M1	1	Pad	
28	339169X1	3	Nut	M8
	339169X1	13	Nut	Up to Serial or Engine Number 17-FEB-2009
				M8
				From Serial or Engine Number 18-FEB-2009
29	4294563M1	2	Spacer	Up to Serial or Engine Number 17-FEB-2009
	4294563M1	1	Spacer	From Serial or Engine Number 18-FEB-2009
30	4294343M1	2	Support	
31	4291000M1	2	Skate	
32	4294345M2	1	Stop	
33	339662X1	1	Roll Pin	
34	4294344M2	1	Latch	
35	4297593M1	1	Support	
36	3019880X1	2	Hex Socket Screw	M4 X 12
37	X830.120.050.000	2	Magnet	
38	339102X1	2	Flat Washer	Diameter 4.3-9 X 1.8
39	1443615X1	2	Nut	M4
40	4294346M2	1	Stop	
41	4297592M1	1	Support	
42	4295891M1	1	Spacer	
43	1440022X1	2	Stud	M8 X 20
	3019063X1	6	Stud	Up to Serial or Engine Number 17-FEB-2009
				M8 X 30
				From Serial or Engine Number 18-FEB-2009
44	3009281X1	4	Hex Socket Screw	M6 X 16
	339560X1	4	Hex Cap Screw	Up to Serial or Engine Number 10-DEC-2008
				M6 X 16
				From Serial or Engine Number 11-DEC-2008
				Up to Serial or Engine Number 17-FEB-2009
	1440350X1	6	Hex Socket Screw	M6 X 20
				From Serial or Engine Number 18-FEB-2009
45	4348299M1	1	Shield	From Serial or Engine Number 18-FEB-2009

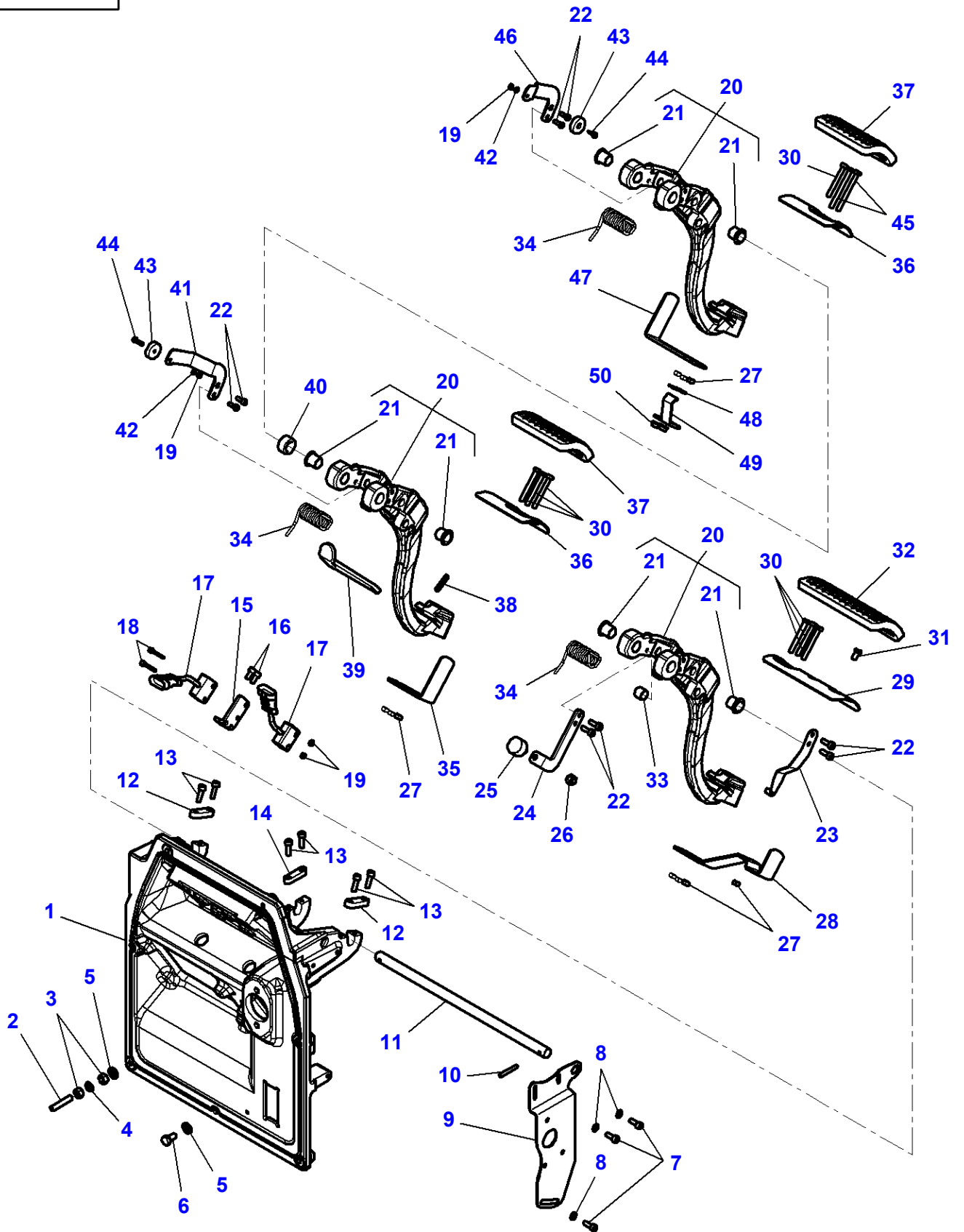


**Massey Ferguson****MF 8650 TRACTOR - 3906210****3906210****Brake Pedals****Page070-0055**

<b>Item</b>	<b>Part Number</b>	<b>Qty</b>	<b>Description</b>	<b>Comments</b>
46	4348297M1	1	Support	From Serial or Engine Number 18-FEB-2009
47	390972X1	6	Flat Washer	Diameter 8-17 X 1.7 From Serial or Engine Number 18-FEB-2009

MF 8650 TRACTOR - 3906210  
1-WG16-007-A

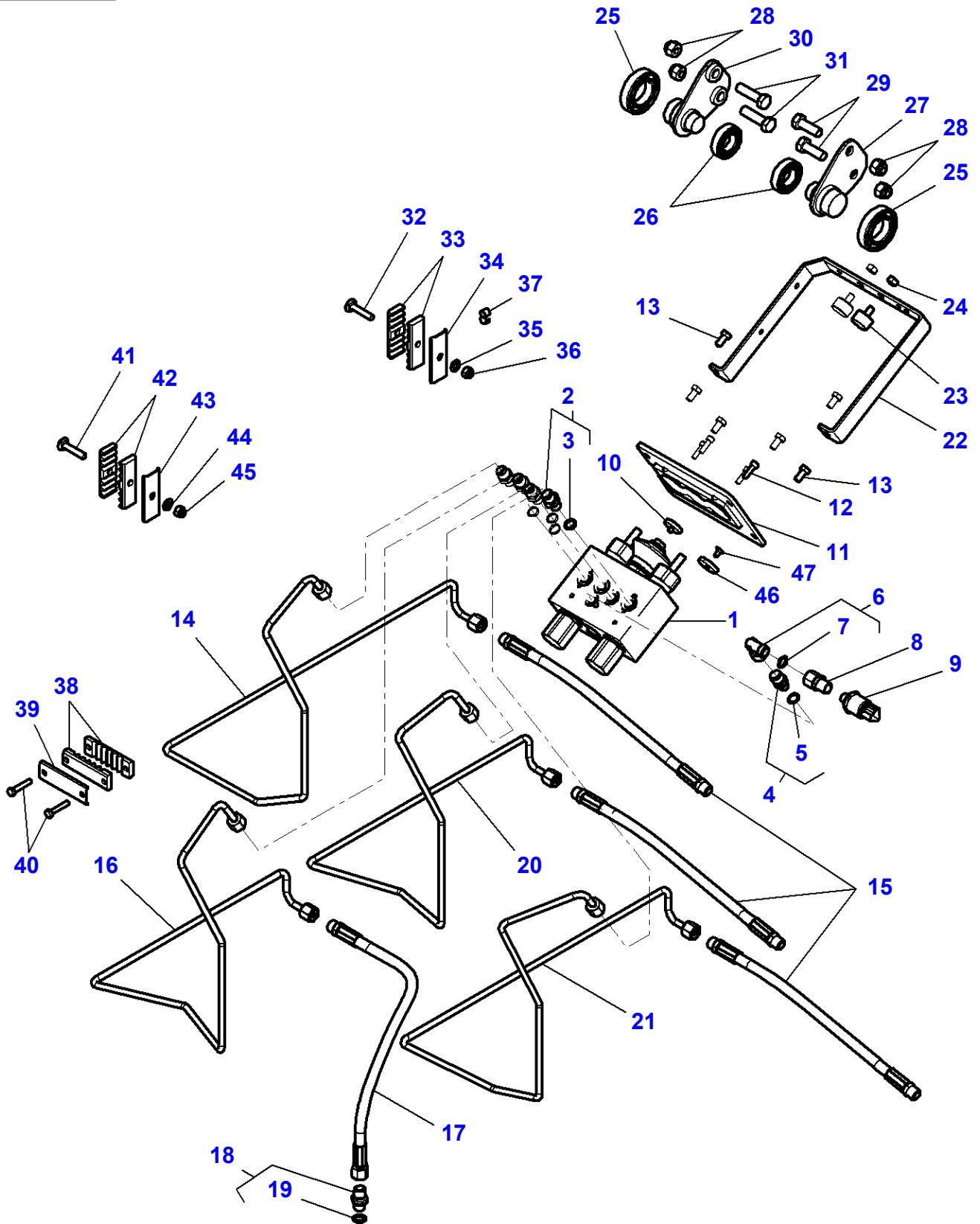
1-WG16-007-A



Item	Part Number	Qty	Description	Comments
1	4348297M1	1	Support	
2	3019063X1	6	Stud	M8 X 30
3	339169X1	12	Nut	M8
4	390972X1	6	Flat Washer	Diameter 8-17 X 1.7
5	385361X1	7	Flat Washer	Diameter 9-17 X 3.2
6	339124X1	1	Hex Cap Screw	M8 X 16
7	339560X1	3	Hex Cap Screw	M6 X 16
8	390971X1	3	Flat Washer	Diameter 6-12 X 1.5
9	4290420M2	1	Support	
10	391018X1	1	Roll Pin	
11	4293952M2	1	Clevis Pin	
12	4348298M1	2	Shield	
13	1440350X1	6	Hex Socket Screw	M6 X 20
14	4348299M1	1	Shield	
15	4297590M1	1	Support	
16	3009280X1	2	Hex Socket Screw	M6 X 12
17	<b>H404.150.071.020</b>	2	Solenoid Switch	
18	3010933X1	2	Screw	M4 X 25
19	1443615X1	4	Nut	M4
20	4297671M91	3	Pedal	
21	4296063M1	2	Guide Bush	(21)
22	339560X1	8	Hex Cap Screw	M6 X 16
23	4297595M1	1	Guide	
24	4297591M1	1	Stop	
25	4295460M1	1	Pad	
26	339169X1	1	Nut	M8
27	339030X1	10	Nut	M6
28	4294604M2	1	Stop	
29	4294425M1	1	Support	
30	391884X1	7	Hex Cap Screw	M6 X 50
31	391074X1	1	Hex Cap Screw	M6 X 12
32	4294426M1	1	Skate	
33	4295891M1	1	Spacer	
34	4293812M6	3	Spring	
35	4294345M2	1	Stop	
36	4294343M1	2	Support	
37	4291000M1	2	Skate	
38	339662X1	1	Roll Pin	
39	4294344M2	1	Latch	
40	4294563M1	1	Spacer	
41	4297593M1	1	Support	
42	339102X1	2	Flat Washer	Diameter 4.3-9 X 0.8
43	X830.120.050.000	2	Magnet	
44	3019880X1	2	Hex Socket Screw	M4 X 12
45	1440922X1	2	Hex Cap Screw	M6 X 60
46	4297592M1	1	Support	
47	4294346M2	1	Stop	
48	391038X1	2	Flat Washer	Diameter 6-18 X 1.5
49	4348715M1	1	Plate	
50	3019123X1	2	Nut	M6

MF 8650 TRACTOR - 3906210  
1-WP81-001-C

1-WP81-001-C

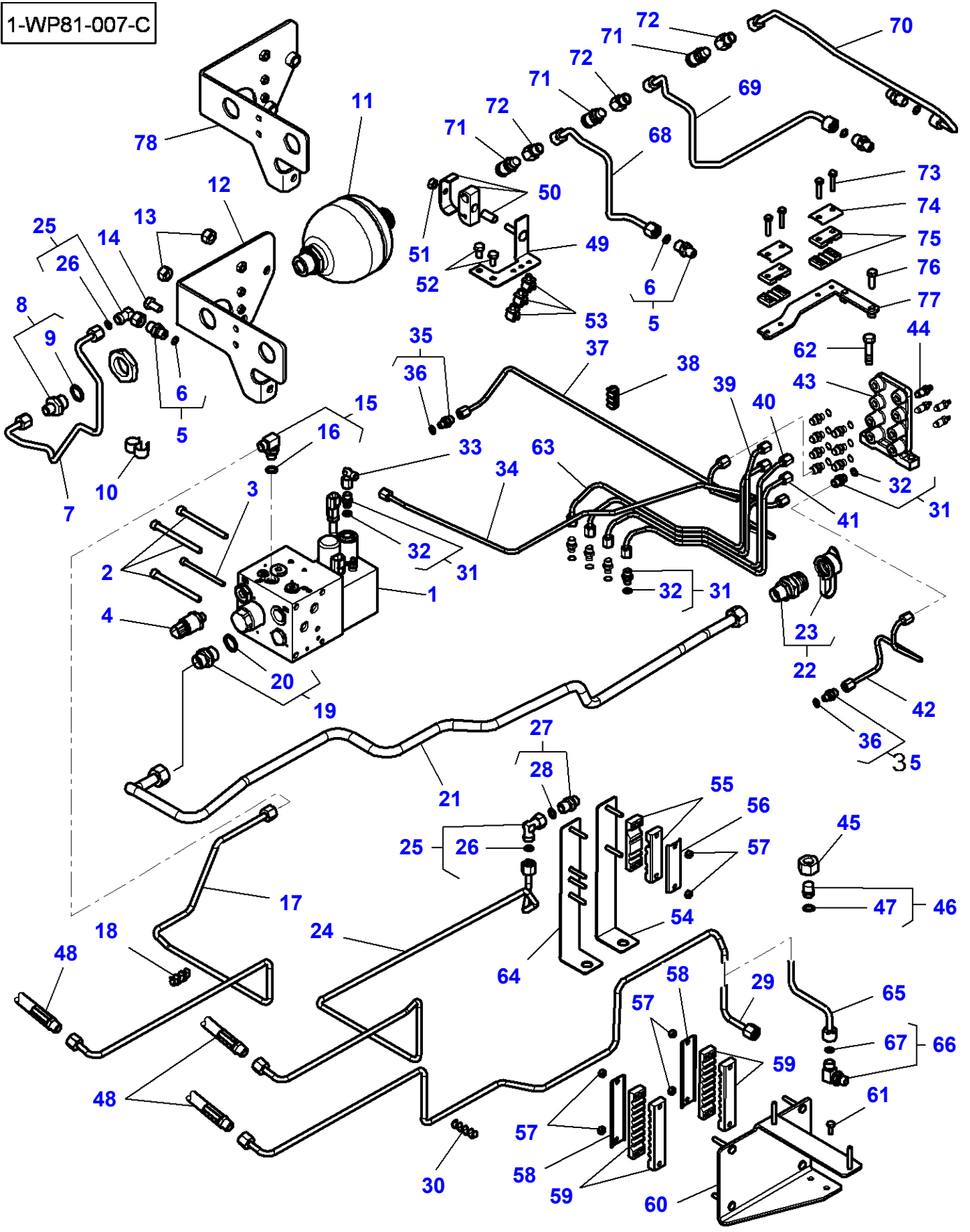


## Brakes High Pressure - Pipes And Fitting

Item	Part Number	Qty	Description	Comments
1	4297185M1	1	Pressure Valve	60 BARS
2	3011038X91	4	Union	
3	338762X1	1	Seal	(2)
4	3011554X91	1	Union	
5	338761X1	1	O Ring	(4)
6	3011543X91	1	Union	
7	3011144X1	1	O Ring	(6)
8	4276754M1	1	Union	
9	<b>4289994M1</b>	1	Transducer	
10	4270770M5	1	Button	Up to Serial or Engine Number 17-FEB-2009
11	4290144M3	1	Support	
12	1440350X1	4	Hex Socket Screw	M6 X 20
	3009283X1	4	Hex Socket Screw	M6 X 30
13	339124X1	6	Hex Cap Screw	M8 X 16
14	4290124M4	1	Tube	
15	4292715M4	3	Brake Hose	Length 480 MM
16	4290125M4	1	Tube	
17	4292716M2	1	Brake Hose	Length 710 MM
18	3012267X91	1	Union	
19	F916.961.020.190	1	O Ring	(18)
20	4290127M4	1	Tube	
21	4290128M4	1	Tube	
22	4291676M2	1	Support	
23	4295460M1	2	Pad	Replace and repair. Old not interchangeable with new 4279686M1
24	339169X1	2	Nut	M8
25	339800X1	2	Bear. 6007 2rs	
26	391077X1	2	Bear. 6005 2rs	
27	4292852M3	1	Support	Up to Serial or Engine Number 08-FEB-2009
	4347856M1	1	Support	From Serial or Engine Number 18-FEB-2009
28	1440330X1	4	Locknut	M12
29	3009507X1	2	Hex Cap Screw	M12 X 35
30	4292851M3	1	Support	Up to Serial or Engine Number 08-FEB-2009
	4347855M1	1	Support	From Serial or Engine Number 18-FEB-2009
31	3009509X1	2	Hex Cap Screw	M12 X 45
32	339127X1	1	Bolt	M8 X 40
33	4285944M1	2	Bridle	
34	4286081M2	1	Plate	
35	390972X1	1	Flat Washer	Diameter 8-17 X 1.7
36	394367X1	1	Locknut	M8
37	4270808M1	1	Bridle	
38	4294458M1	2	Bridle	
39	4285369M1	1	Plate	
40	339096X1	2	Hex Cap Screw	M6 X 35
41	339127X1	1	Bolt	M8 X 40
42	4285944M1	2	Bridle	
43	4286081M2	1	Plate	
44	390972X1	1	Flat Washer	Diameter 8-17 X 1.7
45	394367X1	1	Locknut	M8
46	4347854M1	1	Washer	From Serial or Engine Number 18-FEB-2009
47	1440947X1	1	Screw	M6 X 12

MF 8650 TRACTOR - 3906210  
1-WP81-007-C

1-WP81-007-C



Item	Part Number	Qty	Description	Comments
1	4291634M3	1	Brake Valve	
2	3010177X1	3	Screw	M8 X 90
3	3014510X1	1	Screw	M6 X 85
4	<b>4289997M1</b>	1	Transducer	
5	3011038X91	1	Union	Up to Serial or Engine Number 10-DEC-2008
	3011038X91	4	Union	From Serial or Engine Number 11-DEC-2008
6	338762X1	1	Seal	(5)
7	4297630M1	1	Tube	
8	3011550X91	1	Union	
9	3011154X1	1	Gasket	(8)
10	4270808M1	2	Bridle	
11	4276645M1	1	Accumulator	
12	4291473M4	1	Support	
13	3009695X1	2	Nut	M12
14	3009491X1	1	Hex Cap Screw	M10 X 20
15	4285172M1	1	Union	
16	3019395X1	1	O Ring	(15)
17	4292436M3	1	Tube	
18	4292531M1	2	Bridle	
19	3011040X91	1	Union	
20	3011036X1	1	Seal	(19)
21	4298309M1	1	Tube	
22	<b>4295804M91</b>	1	Coupler	
23	4294614M1	1	Helmet	(22)
24	4292419M6	1	Tube	
25	3011543X91	2	Union	
26	338762X1	1	Seal	(25)
27	3012267X91	1	Union	
28	F916.961.020.190	1	O Ring	(27)
29	4292533M3	1	Tube	Up to Serial or Engine Number T353039
30	4292563M1	2	Bridle	
31	338906X91	13	Union	
32	338760X1	1	O Ring	(31)
33	3011771X91	1	Union	
34	4291334M5	1	Tube	
35	3014119X91	2	Union	
36	3011145X1	1	O Ring	(35)
37	4291333M5	1	Tube	
38	4292416M1	4	Bridle	
39	4291331M4	1	Tube	
40	4291330M3	1	Tube	
41	4291329M3	1	Tube	
42	4291332M3	1	Tube	
43	4293805M2	1	Support	
44	G514.100.100.060	4	Breather Valve	
45	3011119X1	1	Nut	
46	3011136X91	1	Tap	
47	3011147X1	1	O Ring	(46)
48		3	Brake Hose	See Page - Reference Number 070-0065/15
49	4292417M3	1	Support	
50	4295813M1	1	Bridle	
51	339169X1	1	Nut	M8
52	339124X1	2	Hex Cap Screw	M8 X 16
53	X668.468.201.000	3	Cable Clamp	
54	4292530M2	1	Support	Up to Serial or Engine Number 13-JAN-2009
55	4294424M1	2	Bridle	
56	3784260M1	1	Plate	
57	339030X1	6	Nut	M6
58	4294902M1	2	Plate	
59	4292539M2	4	Bridle	
60	4292540M4	1	Support	
61	339560X1	2	Hex Cap Screw	M6 X 16
62	339337X1	2	Hex Cap Screw	M8 X 30
63	4297801M1	1	Tube	
64	4292530M3	1	Support	From Serial or Engine Number 14-JAN-2009
65	4299175M1	1	Tube	From Serial or Engine Number T353040
66	4286200M1	1	Union	From Serial or Engine Number T353040
67	F916.961.020.190	1	O Ring	(66)
68	4298714M1	1	Tube	From Serial or Engine Number U030001
69	4298715M1	1	Tube	From Serial or Engine Number U030001
70	4298185M1	1	Tube	From Serial or Engine Number U030001

**Massey Ferguson****MF 8650 TRACTOR - 3906210****3906210****Brakes High Pressure - Pipes And Fitting - With Hydraulic Braking Of Trailer - Up To 06-SEP-2 009****Page070-0070**

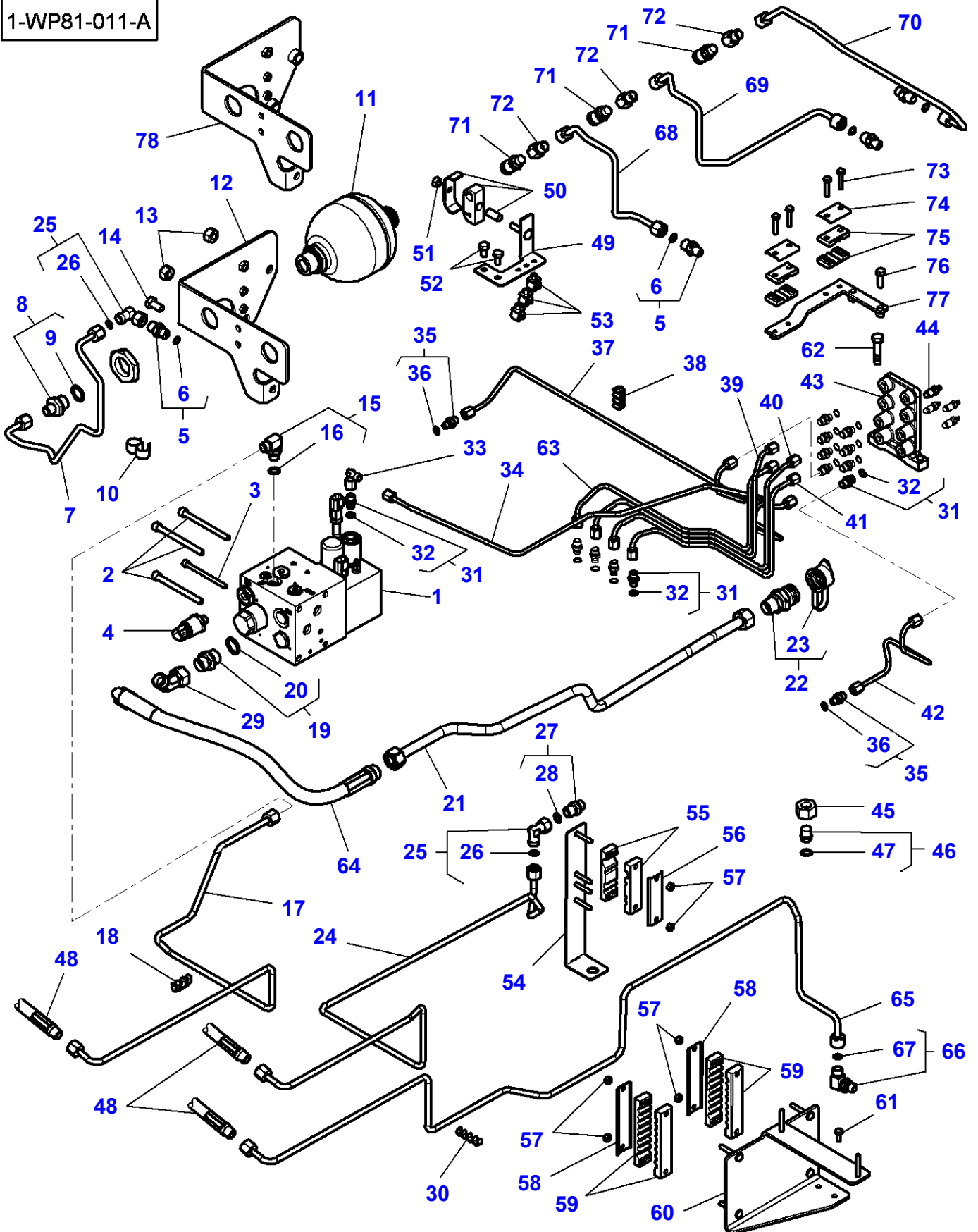
<b>Item</b>	<b>Part Number</b>	<b>Qty</b>	<b>Description</b>	<b>Comments</b>
71	<b>3785665M1</b>	3	Pressure Intake	From Serial or Engine Number U030001
72	4298716M1	3	Union	From Serial or Engine Number U030001
73	339262X1	4	Hex Cap Screw	M6 X 30 From Serial or Engine Number U030001
74	4292235M1	2	Plate	From Serial or Engine Number U030001
75	4292221M2	4	Bridle	From Serial or Engine Number U030001
76	339761X1	1	Hex Cap Screw	M8 X 25 From Serial or Engine Number U030001
77	4298184M1	1	Support	From Serial or Engine Number U030001
78	4299232M1	1	Support	[A] From Serial or Engine Number ...

**FOOTNOTE [A]** TRANSMISSION ASSY IDENTIFICATION NO 4297...M92



MF 8650 TRACTOR - 3906210  
1-WP81-011-A

1-WP81-011-A



Item	Part Number	Qty	Description	Comments
1	4291634M3	1	Brake Valve	
2	3010177X1	3	Screw	M8 X 90
3	3014510X1	1	Screw	M6 X 85
4	<b>4289997M1</b>	1	Transducer	
5	3011038X91	4	Union	
6	338762X1	1	Seal	(5)
7	4297630M1	1	Tube	
8	3011550X91	1	Union	
9	3011154X1	1	Gasket	(8)
10	4270808M1	2	Bridle	
11	4276645M1	1	Accumulator	
12	4291473M4	1	Support	
13	3009695X1	2	Nut	M12
14	3009491X1	1	Hex Cap Screw	M10 X 20
15	4285172M1	1	Union	
16	3019395X1	1	O Ring	(15)
17	4292436M3	1	Tube	
18	4292531M1	2	Bridle	
19	3011040X91	1	Union	
20	3011036X1	1	Seal	(19)
21	4347155M1	1	Tube	
22	<b>4295804M91</b>	1	Coupler	
23	4294614M1	1	Helmet	(22)
24	4292419M6	1	Tube	
25	3011543X91	2	Union	
26	338762X1	1	Seal	(25)
27	3012267X91	1	Union	
28	F916.961.020.190	1	O Ring	(27)
29	4347865M1	1	Union	
30	4292563M1	2	Bridle	
31	338906X91	13	Union	
32	338760X1	1	O Ring	(31)
33	3011771X91	1	Union	
34	4291334M5	1	Tube	
35	3014119X91	2	Union	
36	3011145X1	1	O Ring	(35)
37	4291333M5	1	Tube	
38	4292416M1	4	Bridle	
39	4291331M4	1	Tube	
40	4291330M3	1	Tube	
41	4291329M3	1	Tube	
42	4291332M3	1	Tube	
43	4293805M2	1	Support	
44	G514.100.100.060	4	Breather Valve	
45	3011119X1	1	Nut	
46	3011136X91	1	Tap	
47	3011147X1	1	O Ring	(46)
48		3	Brake Hose	See Page - Reference Number 070-0065/15
49	4292417M3	1	Support	
50	4295813M1	1	Bridle	
51	339169X1	1	Nut	M8
52	339124X1	2	Hex Cap Screw	M8 X 16
53	X668.468.201.000	3	Cable Clamp	
54	4292530M3	1	Support	
55	4294424M1	2	Bridle	
56	3784260M1	1	Plate	
57	339030X1	6	Nut	M6
58	4294902M1	2	Plate	
59	4292539M2	4	Bridle	
60	4292540M4	1	Support	
61	339560X1	2	Hex Cap Screw	M6 X 16
62	339337X1	2	Hex Cap Screw	M8 X 30
63	4297801M1	1	Tube	
64	4347156M1	1	Hydr. Hose	
65	4299175M1	1	Tube	
66	4286200M1	1	Union	
67	F916.961.020.190	1	O Ring	(66)
68	4298714M1	1	Tube	
69	4298715M1	1	Tube	
70	4298185M1	1	Tube	
71	<b>3785665M1</b>	3	Pressure Intake	

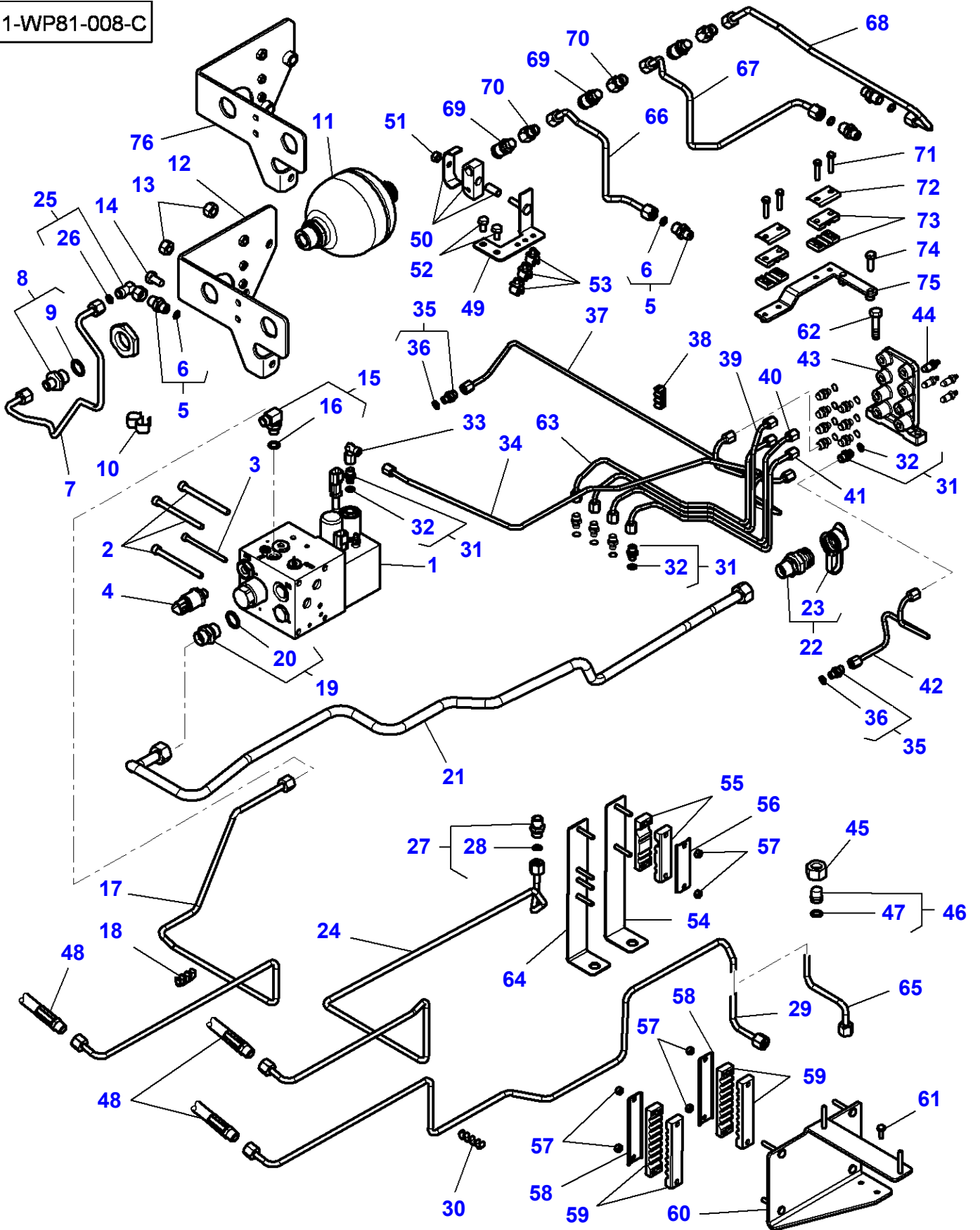
**Massey Ferguson****MF 8650 TRACTOR - 3906210****3906210****Brakes High Pressure - Pipes And Fitting - With Hydraulic Braking Of Trailer - From 07-SEP-20 09****Page070-0075**

<b>Item</b>	<b>Part Number</b>	<b>Qty</b>	<b>Description</b>	<b>Comments</b>
72	4298716M1	3	Union	
73	339262X1	4	Hex Cap Screw	M6 X 30
74	4292235M1	2	Plate	
75	4292221M2	4	Bridle	
76	339761X1	1	Hex Cap Screw	M8 X 25
77	4298184M1	1	Support	
78	4299232M1	1	Support	[A] From Serial or Engine Number ...

**FOOTNOTE [A] TRANSMISSION ASSY IDENTIFICATION NO 4297...M92**

MF 8650 TRACTOR - 3906210  
1-WP81-008-C

1-WP81-008-C



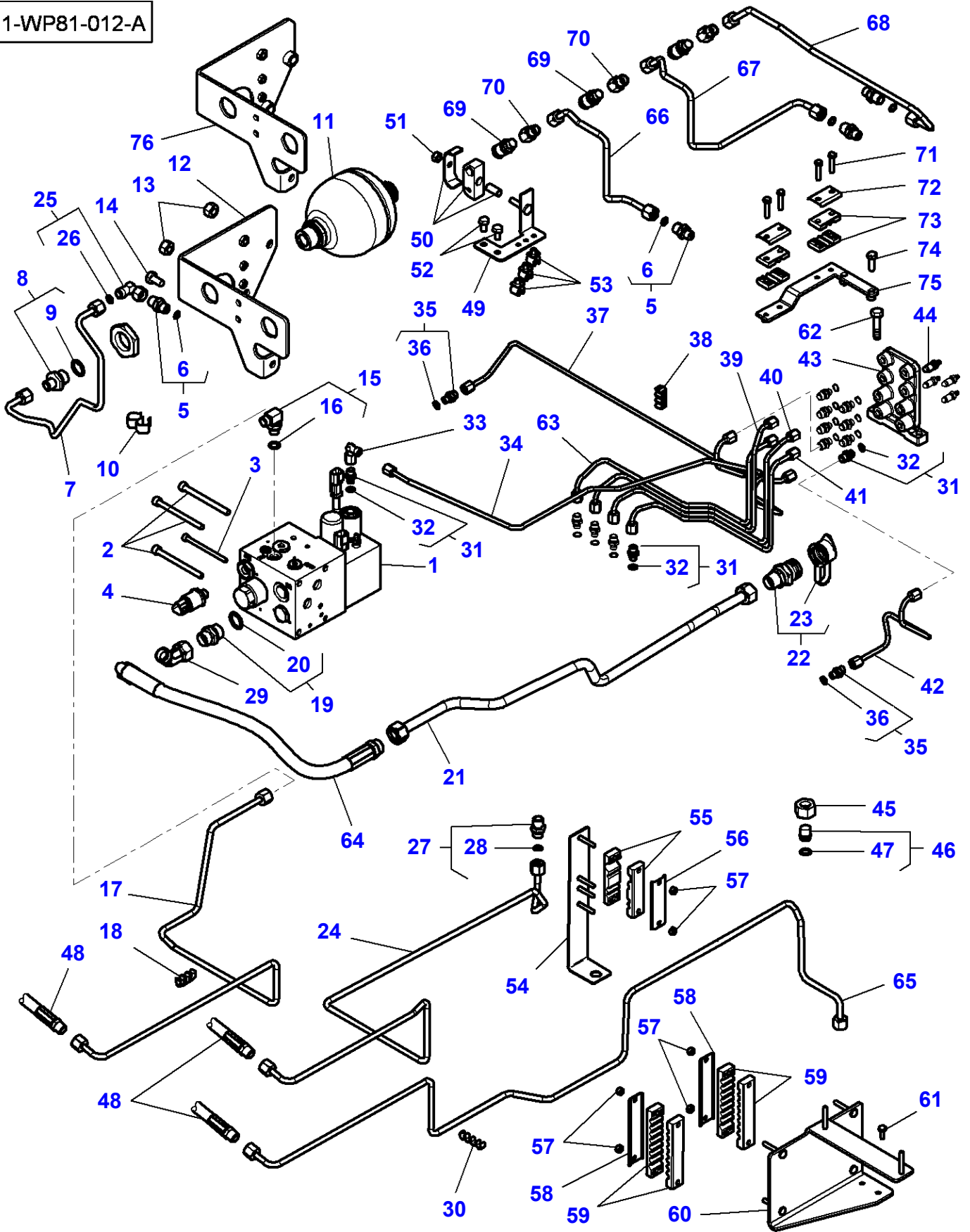
Item	Part Number	Qty	Description	Comments
1	4291634M3	1	Brake Valve	
2	3010177X1	3	Screw	M8 X 90
3	3014510X1	1	Screw	M6 X 85
4	<b>4289997M1</b>	1	Transducer	
5	3011038X91	1	Union	Up to Serial or Engine Number 10-DEC-2008
	3011038X91	4	Union	From Serial or Engine Number 11-DEC-2008
6	338762X1	1	Seal	(5)
7	4297630M1	1	Tube	
8	3011550X91	1	Union	
9	3011154X1	1	Gasket	(8)
10	4270808M1	2	Bridle	
11	4276645M1	1	Accumulator	
12	4291473M4	1	Support	
13	3009695X1	2	Nut	M12
14	3009491X1	1	Hex Cap Screw	M10 X 20
15	4285172M1	1	Union	
16	3019395X1	1	O Ring	(15)
17	4292436M3	1	Tube	
18	4292531M1	2	Bridle	
19	3011040X91	1	Union	
20	3011036X1	1	Seal	(19)
21	4298309M1	1	Tube	
22	<b>4295804M91</b>	1	Coupler	
23	4294614M1	1	Helmet	(22)
24	4292419M6	1	Tube	
25	3011543X91	1	Union	
26	338762X1	1	Seal	(25)
27	3012267X91	1	Union	
28	F916.961.020.190	1	O Ring	(27)
29	4292533M3	1	Tube	Up to Serial or Engine Number T353039
30	4292563M1	2	Bridle	
31	338906X91	13	Union	
32	338760X1	1	O Ring	(31)
33	3011771X91	1	Union	
34	4291334M5	1	Tube	
35	3014119X91	2	Union	
36	3011145X1	1	O Ring	(35)
37	4291333M5	1	Tube	
38	4292416M1	4	Bridle	
39	4291331M4	1	Tube	
40	4291330M3	1	Tube	
41	4291329M3	1	Tube	
42	4291332M3	1	Tube	
43	4293805M2	1	Support	
44	G514.100.100.060	4	Breather Valve	
45	3011119X1	1	Nut	
46	3011136X91	1	Tap	
47	3011147X1	1	O Ring	(46)
48		3	Brake Hose	See Page - Reference Number 070-0065/15
49	4292417M3	1	Support	
50	4295813M1	1	Bridle	
51	339169X1	1	Nut	M8
52	339124X1	2	Hex Cap Screw	M8 X 16
53	X668.468.201.000	3	Cable Clamp	
54	4292530M2	1	Support	Up to Serial or Engine Number 13-JAN-2009
55	4294424M1	2	Bridle	
56	3784260M1	1	Plate	
57	339030X1	6	Nut	M6
58	4294902M1	2	Plate	
59	4292539M2	4	Bridle	
60	4292540M4	1	Support	
61	339560X1	2	Hex Cap Screw	M6 X 16
62	339337X1	2	Hex Cap Screw	M8 X 30
63	4297801M1	1	Tube	
64	4292530M3	1	Support	From Serial or Engine Number 14-JAN-2009
65	4299175M1	1	Tube	From Serial or Engine Number T353040
66	4298714M1	1	Tube	From Serial or Engine Number 11-DEC-2008
67	4298715M1	1	Tube	From Serial or Engine Number 11-DEC-2008
68	4298185M1	1	Tube	From Serial or Engine Number 11-DEC-2008
69	<b>3785665M1</b>	3	Pressure Intake	From Serial or Engine Number 11-DEC-2008

<b>Item</b>	<b>Part Number</b>	<b>Qty</b>	<b>Description</b>	<b>Comments</b>
70	4298716M1	3	Union	From Serial or Engine Number 11-DEC-2008
71	339262X1	4	Hex Cap Screw	M6 X 30 From Serial or Engine Number 11-DEC-2008
72	4292235M1	2	Plate	From Serial or Engine Number 11-DEC-2008
73	4292221M2	4	Bridle	From Serial or Engine Number 11-DEC-2008
74	339761X1	1	Hex Cap Screw	M8 X 25 From Serial or Engine Number 11-DEC-2008
75	4298184M1	1	Support	From Serial or Engine Number 11-DEC-2008
76	4299232M1	1	Support	[A] From Serial or Engine Number ...

**FOOTNOTE [A]** TRANSMISSION ASSY IDENTIFICATION NO 4297...M92

MF 8650 TRACTOR - 3906210  
1-WP81-012-A

1-WP81-012-A



Item	Part Number	Qty	Description	Comments
1	4291634M3	1	Brake Valve	
2	3010177X1	3	Screw	M8 X 90
3	3014510X1	1	Screw	M6 X 85
4	<b>4289997M1</b>	1	Transducer	
5	3011038X91	4	Union	
6	338762X1	1	Seal	(5)
7	4297630M1	1	Tube	
8	3011550X91	1	Union	
9	3011154X1	1	Gasket	(8)
10	4270808M1	2	Bridle	
11	4276645M1	1	Accumulator	
12	4291473M4	1	Support	
13	3009695X1	2	Nut	M12
14	3009491X1	1	Hex Cap Screw	M10 X 20
15	4285172M1	1	Union	
16	3019395X1	1	O Ring	(15)
17	4292436M3	1	Tube	
18	4292531M1	2	Bridle	
19	3011040X91	1	Union	
20	3011036X1	1	Seal	(19)
21	4347155M1	1	Tube	
22	<b>4295804M91</b>	1	Coupler	
23	4294614M1	1	Helmet	(22)
24	4292419M6	1	Tube	
25	3011543X91	1	Union	
26	338762X1	1	Seal	(25)
27	3012267X91	1	Union	
28	F916.961.020.190	1	O Ring	(27)
29	4347865M1	1	Union	
30	4292563M1	2	Bridle	
31	338906X91	13	Union	
32	338760X1	1	O Ring	(31)
33	3011771X91	1	Union	
34	4291334M5	1	Tube	
35	3014119X91	2	Union	
36	3011145X1	1	O Ring	(35)
37	4291333M5	1	Tube	
38	4292416M1	4	Bridle	
39	4291331M4	1	Tube	
40	4291330M3	1	Tube	
41	4291329M3	1	Tube	
42	4291332M3	1	Tube	
43	4293805M2	1	Support	
44	G514.100.100.060	4	Breather Valve	
45	3011119X1	1	Nut	
46	3011136X91	1	Tap	
47	3011147X1	1	O Ring	(46)
48		3	Brake Hose	See Page - Reference Number 070-0065/15
49	4292417M3	1	Support	
50	4295813M1	1	Bridle	
51	339169X1	1	Nut	M8
52	339124X1	2	Hex Cap Screw	M8 X 16
53	X668.468.201.000	3	Cable Clamp	
54	4292530M3	1	Support	
55	4294424M1	2	Bridle	
56	3784260M1	1	Plate	
57	339030X1	6	Nut	M6
58	4294902M1	2	Plate	
59	4292539M2	4	Bridle	
60	4292540M4	1	Support	
61	339560X1	2	Hex Cap Screw	M6 X 16
62	339337X1	2	Hex Cap Screw	M8 X 30
63	4297801M1	1	Tube	
64	4347156M1	1	Hydr. Hose	
65	4299175M1	1	Tube	
66	4298714M1	1	Tube	
67	4298715M1	1	Tube	
68	4298185M1	1	Tube	
69	<b>3785665M1</b>	3	Pressure Intake	
70	4298716M1	3	Union	



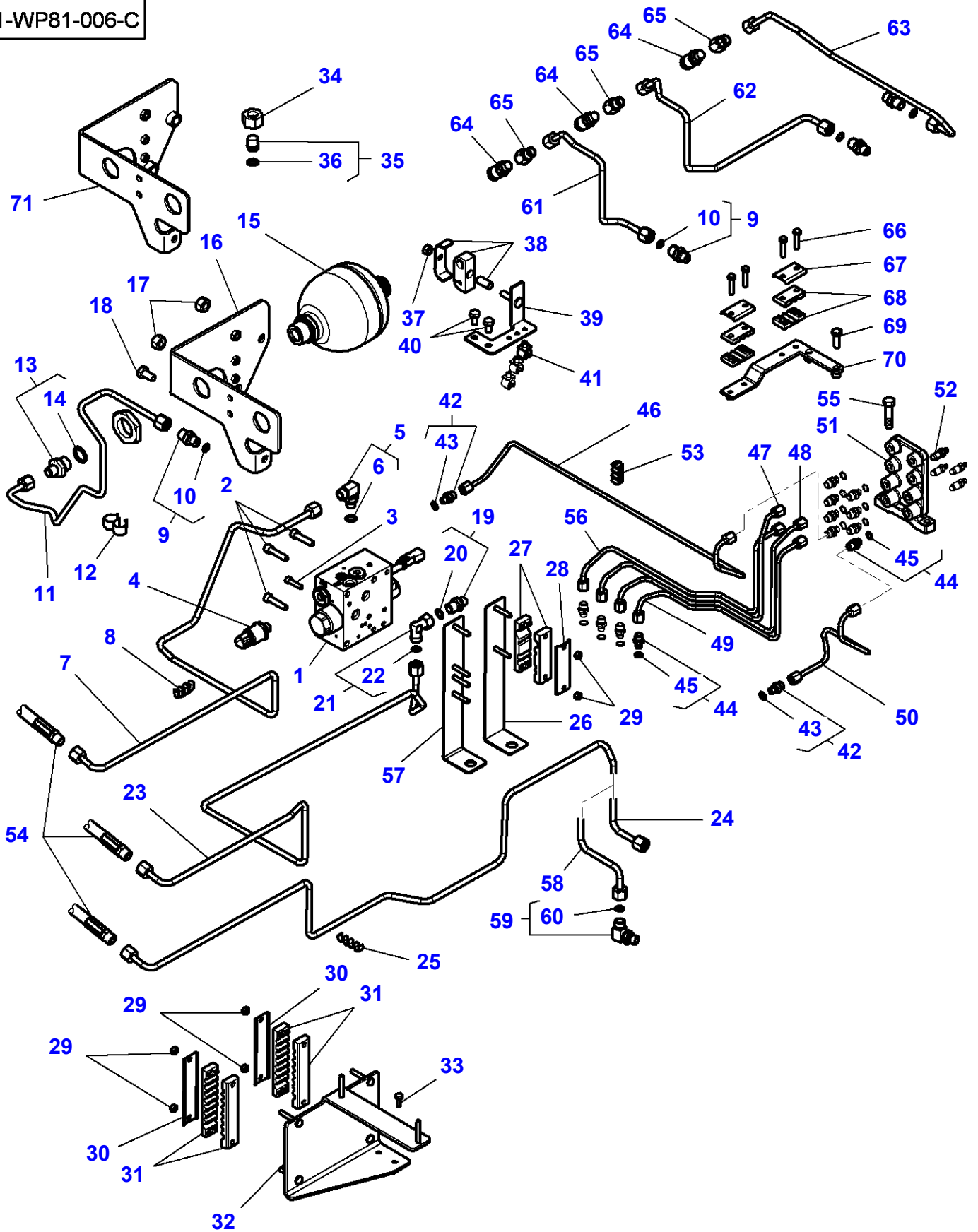
**Massey Ferguson****MF 8650 TRACTOR - 3906210****3906210****Brakes High Pressure - Pipes And Fitting - With Hydraulic / Pneumatic Braking Of Trailer - Fr om  
07-SEP-2009****Page070-0085**

<b>Item</b>	<b>Part Number</b>	<b>Qty</b>	<b>Description</b>	<b>Comments</b>
71	339262X1	4	Hex Cap Screw	M6 X 30
72	4292235M1	2	Plate	
73	4292221M2	4	Bridle	
74	339761X1	1	Hex Cap Screw	M8 X 25
75	4298184M1	1	Support	
76	4299232M1	1	Support	[A] From Serial or Engine Number ...

**FOOTNOTE [A] TRANSMISSION ASSY IDENTIFICATION NO 4297...M92**

MF 8650 TRACTOR - 3906210  
1-WP81-006-C

1-WP81-006-C



## Brakes High Pressure - Pipes And Fitting - Without Trailer Braking

Item	Part Number	Qty	Description	Comments
1	4294901M2	1	Brake Valve	
2	3010812X1	3	Screw	M8 X 30
				Up to Serial or Engine Number 30-OCT-2008
	3010186X1	3	Screw	M8 X 30
				From Serial or Engine Number 31-OCT-2008
3	3014509X1	1	Screw	M6 X 25
4	<b>4289997M1</b>	1	Transducer	
5	4285172M1	1	Union	
6	3019395X1	1	O Ring	(5)
7	4295042M2	1	Tube	
8	4292531M1	2	Bridle	
9	3011038X91	1	Union	Up to Serial or Engine Number 10-DEC-2008
	3011038X91	4	Union	From Serial or Engine Number 11-DEC-2008
10	338762X1	1	Seal	(9)
11	4297782M1	1	Tube	
12	4270808M1	2	Bridle	
13	3011550X91	1	Union	
14	3011154X1	1	Gasket	(13)
15	4276645M1	1	Accumulator	
16	4291473M4	1	Support	
17	3009695X1	2	Nut	M12
18	3009491X1	1	Hex Cap Screw	M10 X 20
19	3012267X91	1	Union	
20	F916.961.020.190	1	O Ring	(19)
21	3011543X91	1	Union	
22	338762X1	1	Seal	(21)
23	4292419M6	1	Tube	
24	4292533M3	1	Tube	Up to Serial or Engine Number T353039
25	4292563M1	2	Bridle	
26	4292530M2	1	Support	Up to Serial or Engine Number 13-JAN-2009
27	4294424M1	2	Bridle	
28	3784260M1	1	Plate	
29	339030X1	6	Nut	M6
30	4294902M1	2	Plate	
31	4292539M2	4	Bridle	
32	4292540M4	1	Support	
33	339560X1	2	Hex Cap Screw	M6 X 16
34	3011119X1	1	Nut	
35	3011136X91	1	Tap	
36	3011147X1	1	O Ring	(35)
37	339169X1	1	Nut	
38	4295813M1	1	Bridle	
39	4292417M3	1	Support	
40	339124X1	2	Hex Cap Screw	
41	X668.468.201.000	3	Cable Clamp	
42	3014119X91	2	Union	
43	3011145X1	1	O Ring	(42)
44	338906X91	12	Union	
45	338760X1	1	O Ring	(44)
46	4291333M5	1	Tube	
47	4291331M4	1	Tube	
48	4291330M3	1	Tube	
49	4291329M3	1	Tube	
50	4291332M3	1	Tube	
51	4293805M2	1	Support	
52	G514.100.100.060	4	Breather Valve	
	G514.100.100.060	3	Breather Valve	
53	4292416M1	4	Bridle	
54		3	Brake Hose	See Page - Reference Number 070-0065/15
55	339337X1	2	Hex Cap Screw	M8 X 30
56	4297801M1	1	Tube	
57	4292530M3	1	Support	From Serial or Engine Number 14-JAN-2009
58	4299175M1	1	Tube	From Serial or Engine Number T353040
59	4286200M1	1	Union	From Serial or Engine Number T353040
60	F916.961.020.190	1	O Ring	(59)
				From Serial or Engine Number T353040
61	4298714M1	1	Tube	From Serial or Engine Number U030001
62	4298715M1	1	Tube	From Serial or Engine Number U030001
63	4298185M1	1	Tube	From Serial or Engine Number U030001
64	<b>3785665M1</b>	3	Pressure Intake	From Serial or Engine Number U030001
65	4298716M1	3	Union	From Serial or Engine Number U030001

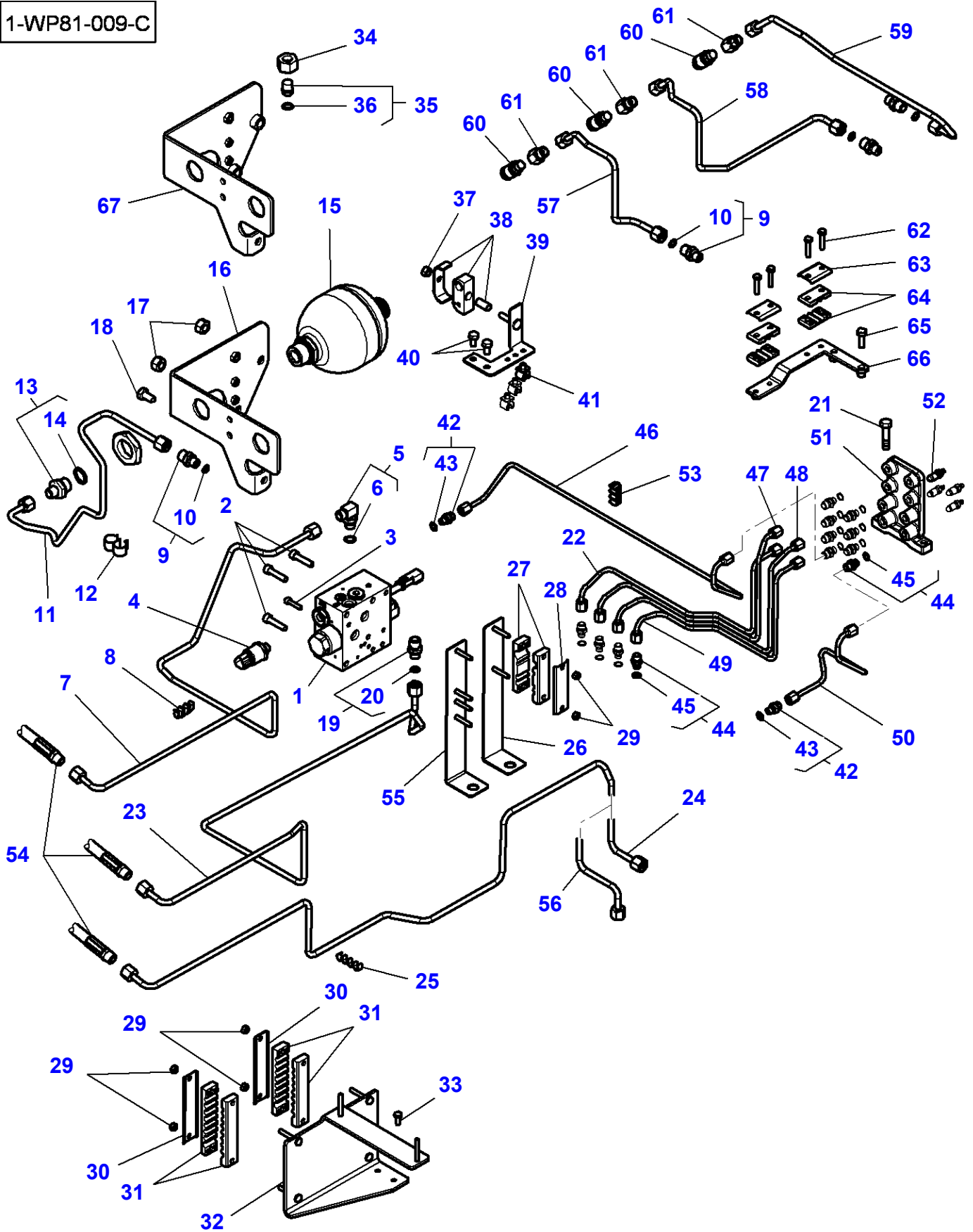
**Massey Ferguson****MF 8650 TRACTOR - 3906210****3906210****Brakes High Pressure - Pipes And Fitting - Without Trailer Braking****Page070-0090**

<b>Item</b>	<b>Part Number</b>	<b>Qty</b>	<b>Description</b>	<b>Comments</b>
66	339262X1	4	Hex Cap Screw	M6 X 30 From Serial or Engine Number U030001
67	4292235M1	2	Plate	From Serial or Engine Number U030001
68	4292221M2	4	Bridle	From Serial or Engine Number U030001
69	339761X1	1	Hex Cap Screw	M8 X 25 From Serial or Engine Number U030001
70	4298184M1	1	Support	From Serial or Engine Number U030001
71	4299232M1	1	Support	[A] From Serial or Engine Number ...

**FOOTNOTE [A]** TRANSMISSION ASSY IDENTIFICATION NO 4297...M92

MF 8650 TRACTOR - 3906210  
1-WP81-009-C

1-WP81-009-C



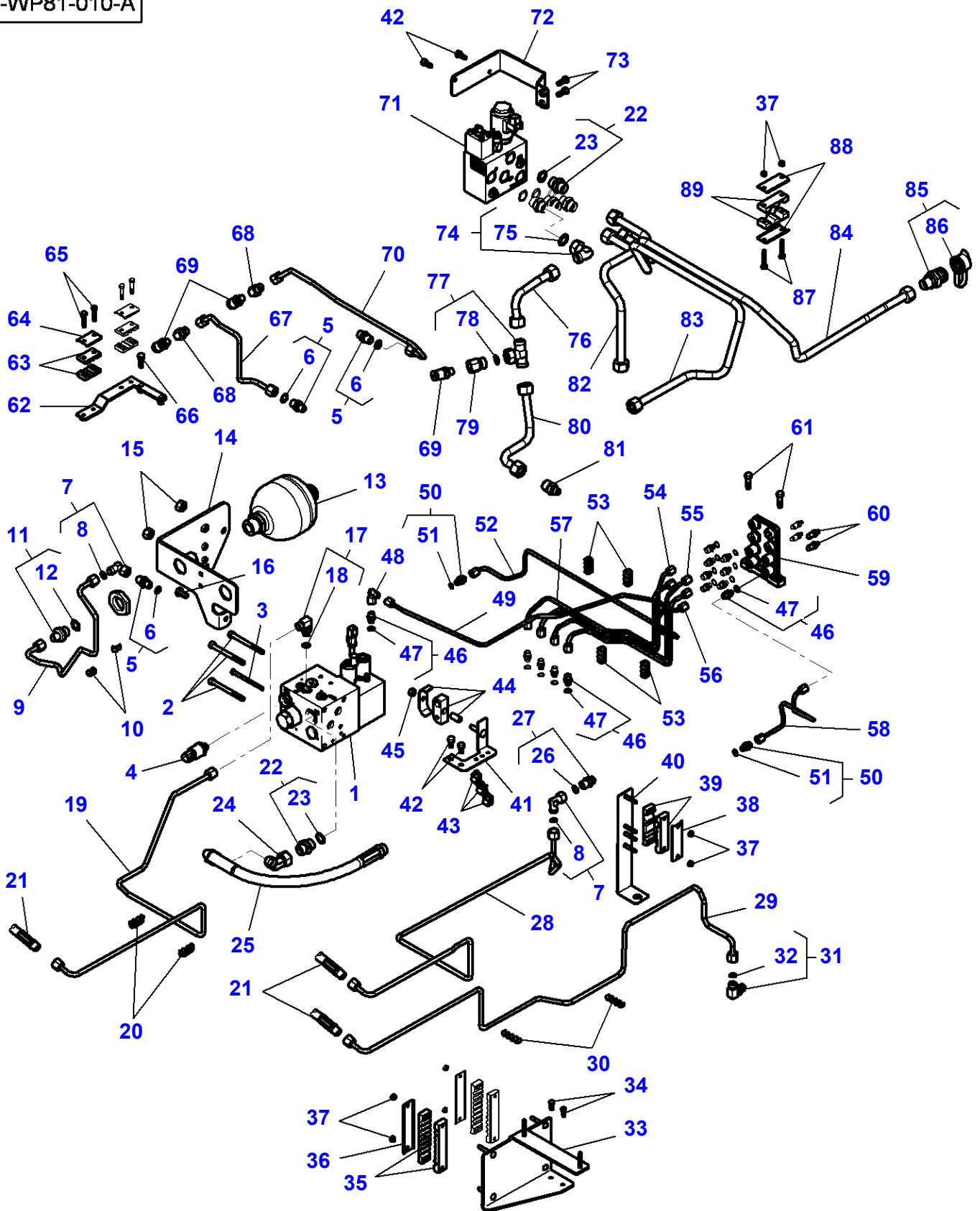
Item	Part Number	Qty	Description	Comments
1	4294901M2	1	Brake Valve	
2	3010812X1	3	Screw	M8 X 30 Up to Serial or Engine Number 30-OCT-2008
	3010186X1	3	Screw	M8 X 30 From Serial or Engine Number 31-OCT-2008
3	3014323X1	1	Screw	M6 X 25 Up to Serial or Engine Number 30-OCT-2008
	3014509X1	1	Screw	M6 X 25 From Serial or Engine Number 31-OCT-2008
4	<b>4289997M1</b>	1	Transducer	
5	4285172M1	1	Union	
6	3019395X1	1	O Ring	(5)
7	4295042M2	1	Tube	
8	4292531M1	2	Bridle	
9	3011038X91	1	Union	Up to Serial or Engine Number 10-DEC-2008
	3011038X91	4	Union	From Serial or Engine Number 11-DEC-2008
10	338762X1	1	Seal	(9)
11	4297782M1	1	Tube	
12	4270808M1	2	Bridle	
13	3011550X91	1	Union	
14	3011154X1	1	Gasket	(13)
15	4276645M1	1	Accumulator	
16	4291473M4	1	Support	
17	3009695X1	2	Nut	M12
18	3009491X1	1	Hex Cap Screw	M10 X 20
19	3012267X91	1	Union	
20	F916.961.020.190	1	O Ring	(20)
21	339337X1	2	Hex Cap Screw	M8 X 30
22	4297801M1	1	Tube	
23	4292419M6	1	Tube	
24	4292533M3	1	Tube	Up to Serial or Engine Number T353039
25	4292563M1	2	Bridle	
26	4292530M2	1	Support	Up to Serial or Engine Number 13-JAN-2009
27	4294424M1	2	Bridle	
28	3784260M1	1	Plate	
29	339030X1	6	Nut	M6
30	4294902M1	2	Plate	
31	4292539M2	4	Bridle	
32	4292540M4	1	Support	
33	339560X1	2	Hex Cap Screw	M6 X 16
34	3011119X1	1	Nut	
35	3011136X91	1	Tap	
36	3011147X1	1	O Ring	(35)
37	339169X1	1	Nut	
38	4295813M1	1	Bridle	
39	4292417M3	1	Support	
40	339124X1	2	Hex Cap Screw	
41	X668.468.201.000	3	Cable Clamp	
42	3014119X91	2	Union	
43	3011145X1	1	O Ring	(42)
44	338906X91	12	Union	
45	338760X1	1	O Ring	(44)
46	4291333M5	1	Tube	
47	4291331M4	1	Tube	
48	4291330M3	1	Tube	
49	4291329M3	1	Tube	
50	4291332M3	1	Tube	
51	4293805M2	1	Support	
52	G514.100.100.060	4	Breather Valve	
	G514.100.100.060	3	Breather Valve	
53	4292416M1	4	Bridle	
54		3	Brake Hose	See Page - Reference Number 070-0065/15
55	4292530M3	1	Support	From Serial or Engine Number 14-JAN-2009
56	4299175M1	1	Tube	From Serial or Engine Number T353040
57	4298714M1	1	Tube	From Serial or Engine Number U030001
58	4298715M1	1	Tube	From Serial or Engine Number U030001
59	4298185M1	1	Tube	From Serial or Engine Number U030001
60	<b>3785665M1</b>	3	Pressure Intake	From Serial or Engine Number U030001
61	4298716M1	3	Union	From Serial or Engine Number U030001
62	339262X1	4	Hex Cap Screw	M6 X 30 From Serial or Engine Number U030001

**Massey Ferguson****MF 8650 TRACTOR - 3906210****3906210****Brakes High Pressure - Pipes And Fitting - With Pneumatic Braking Of Trailer****Page070-0095**

<b>Item</b>	<b>Part Number</b>	<b>Qty</b>	<b>Description</b>	<b>Comments</b>
63	4292235M1	2	Plate	From Serial or Engine Number U030001
64	4292221M2	4	Bridle	From Serial or Engine Number U030001
65	339761X1	1	Hex Cap Screw	M8 X 25 From Serial or Engine Number U030001
66	4298184M1	1	Support	From Serial or Engine Number U030001
67		X	Not Used	

MF 8650 TRACTOR - 3906210  
1-WP81-010-A

1-WP81-010-A





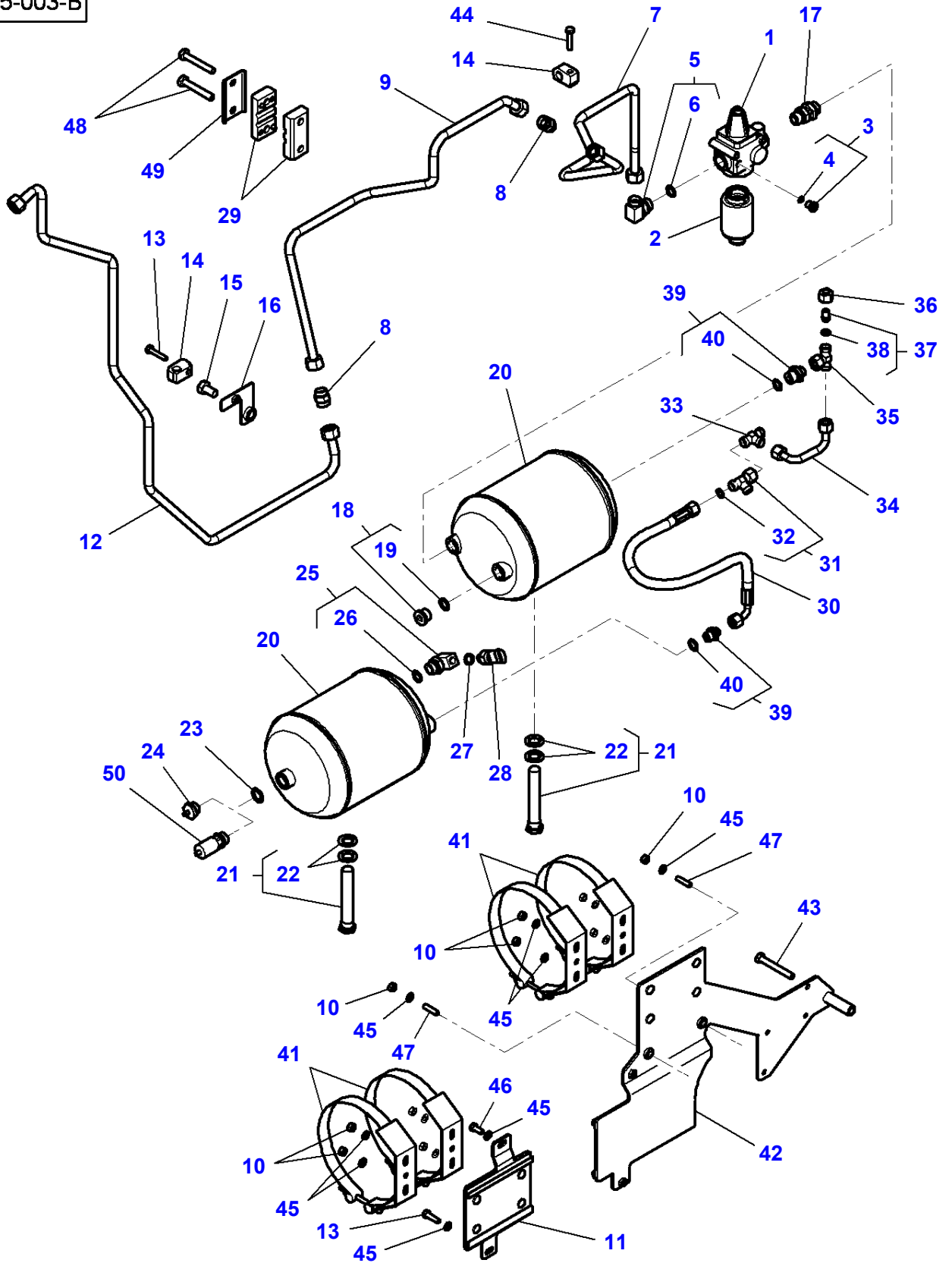
Item	Part Number	Qty	Description	Comments
1	4291634M3	1	Brake Valve	
2	3010177X1	3	Screw	M8 X 90
3	3014510X1	1	Screw	M6 X 85
4	<b>4289997M1</b>	1	Transducer	
5	3011038X91	3	Union	
6	338762X1	1	Seal	(5)
7	3011543X91	2	Union	[A]
8	338762X1	1	Seal	(7)
9	4297630M1	1	Tube	
10	4270808M1	2	Bridle	
11	3011550X91	1	Union	
12	3011154X1	1	Gasket	(11)
13	4276645M1	1	Accumulator	
14	4291473M4	1	Support	
15	3009695X1	2	Nut	M12
16	3009491X1	1	Hex Cap Screw	M10 X 20
17	4285172M1	1	Union	
18	3019395X1	1	O Ring	(17)
19	4292436M3	1	Tube	
20	4292531M1	2	Bridle	
21		3	Tube	See Page - Reference Number 070-0065/15
22	3011040X91	5	Union	
23	3011036X1	1	Seal	(22)
24	4347865M1	1	Union	
25	4347156M1	1	Hydr. Hose	
26	3012267X91	1	Union	
27	F916.961.020.190	1	O Ring	(26)
28	4292419M6	1	Tube	
29	4299175M1	1	Tube	
30	4292563M1	2	Bridle	
31	4286200M1	1	Union	[A]
32	F916.961.020.190	1	O Ring	(31)
33	4292540M4	1	Support	
34	339560X1	2	Hex Cap Screw	M6 X 16
35	4292539M2	4	Bridle	
36	4294902M1	2	Plate	
37	339030X1	8	Nut	M6
38	3784260M1	1	Plate	
39	4294424M1	2	Bridle	
40	4292530M3	1	Support	
41	4292417M3	1	Support	
42	339124X1	4	Hex Cap Screw	M8 X 16
43	X668.468.201.000	3	Cable Clamp	
44	4295813M1	1	Bridle	
45	339169X1	1	Nut	M8
46	338906X91	13	Union	
47	338760X1	1	O Ring	(46)
48	3011771X91	1	Union	
49	4291334M5	1	Tube	
50	3014119X91	2	Union	
51	3011145X1	1	O Ring	(50)
52	4291333M5	1	Tube	
53	4292416M1	4	Bridle	
54	4291331M4	1	Tube	
55	4291330M3	1	Tube	
56	4291329M3	1	Tube	
57	4297801M1	1	Tube	
58	4291332M3	1	Tube	
59	4293805M2	1	Support	
60	G514.100.100.060	4	Breather Valve	
61	339337X1	2	Hex Cap Screw	M8 X 30
62	4298184M1	1	Support	
63	4292221M2	4	Bridle	
64	4292235M1	2	Plate	
65	339262X1	4	Hex Cap Screw	M6 X 30
66	339761X1	1	Hex Cap Screw	M8 X 25
67	4298714M1	1	Tube	
68	4298716M1	2	Union	
69	<b>3785665M1</b>	3	Pressure Intake	
70	4298185M1	1	Tube	

Item	Part Number	Qty	Description	Comments
71	4288718M1	1	Brake Valve	
72	4348264M1	1	Support	
73	339123X1	2	Hex Cap Screw	M8 X 20
74	3011085X91	1	Union	
75	3011147X1	1	O Ring	(74)
76	4348263M1	1	Tube	
77	3011093X91	1	Union	
78	3011147X1	1	O Ring	(77)
79	4298718M1	1	Tube	
80	4298717M1	1	Tube	
81	4295984M2	1	Union	
82	4348261M1	1	Tube	
83	4348262M1	1	Tube	
84	4348260M1	1	Tube	
85	<b>4295804M91</b>	1	Coupler	
86	4294614M1	1	Helmet	(85)
87	339229X1	2	Hex Cap Screw	M6 X 40
88	4292819M1	2	Plate	
89	4290226M1	2	Bridle	

FOOTNOTE [A] VALID FOR HYDRAULIC BRAKING OF TRAILER

MF 8650 TRACTOR - 3906210  
1-WG95-003-B

1-WG95-003-B

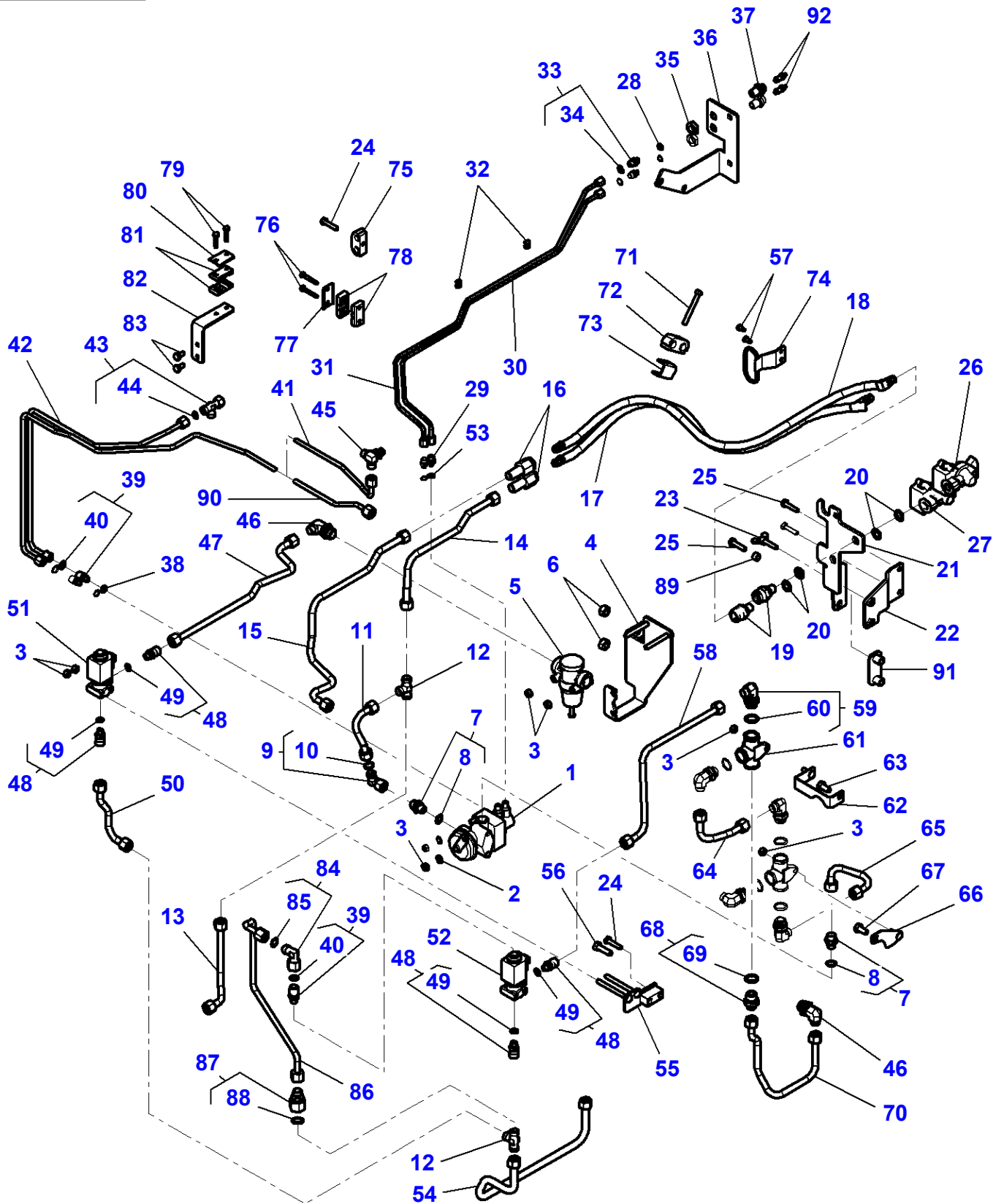


## Trailer Brake - Pneumatic Feeding

Item	Part Number	Qty	Description	Comments
1	4288836M1	1	Regulator	
2	G117.880.020.010	1	Silencer	
3	3011097X91	1	Plug	
4	338761X1	1	O Ring	(3)
5	4284034M1	1	Union	
6	1442477X1	1	O Ring	(5)
7	4294811M1	1	Tube	
8	338709X1	2	Union	
9	4296934M1	1	Tube	
10	339169X1	10	Nut	M8
11	4296362M1	1	Support	
12	4296935M3	1	Tube	
13	339010X1	2	Hex Cap Screw	M8 X 40
14	3785666M1	2	Bridle	
15	391180X1	1	Hex Cap Screw	M14 X 25
16	4293593M2	1	Support	
17	4294766M1	1	Union	
18	3011105X91	1	Plug	
19	3011036X1	1	Seal	(18)
20	4294441M1	2	Accumulator	8.5 L
21	4288868M3	2	Breather	
22	3909238M91	1	Kit, Joint	(21)
23	390855X1	1	Seal	Diameter 22-27 X 1.5
24	4296389M1	1	Blow Off Valve	
25	4289993M1	1	Union	
26	3019398X1	1	O Ring	(25)
27	1440012X1	1	Seal	
28	<b>G716.970.020.055</b>	1	Press. Transducer	
29	4292414M1	2	Bridle	From Serial or Engine Number T311048
30	4297130M1	1	Hydr. Hose	
31	3011289X91	1	T-Piece	
32	3011146X1	1	O Ring	(31)
33	338737X1	1	Union	
34	4293614M1	1	Tube	
35	3011092X91	1	Union	
36	3011118X1	1	Nut	
37	3011134X91	1	Tap	
38	3011146X1	1	O Ring	(37)
39	3011039X91	2	Union	
40	3011036X1	1	Seal	(39)
41	4285884M1	4	Bridle	
42	4291481M3	1	Support	
43	3009502X1	1	Hex Cap Screw	M10 X 80
44	339011X1	1	Hex Cap Screw	M8 X 45
45	390972X1	12	Flat Washer	Diameter 8-17 X 1.7
46	339337X1	1	Hex Cap Screw	M8 X 30
47	391001X1	2	Stud	M8 X 25
48	339229X1	2	Hex Cap Screw	M6 X 40
49	4294761M1	1	Plate	From Serial or Engine Number T311048
50		X	Not Used	From Serial or Engine Number T311048

MF 8650 TRACTOR - 3906210  
1-WG35-046-C

1-WG35-046-C

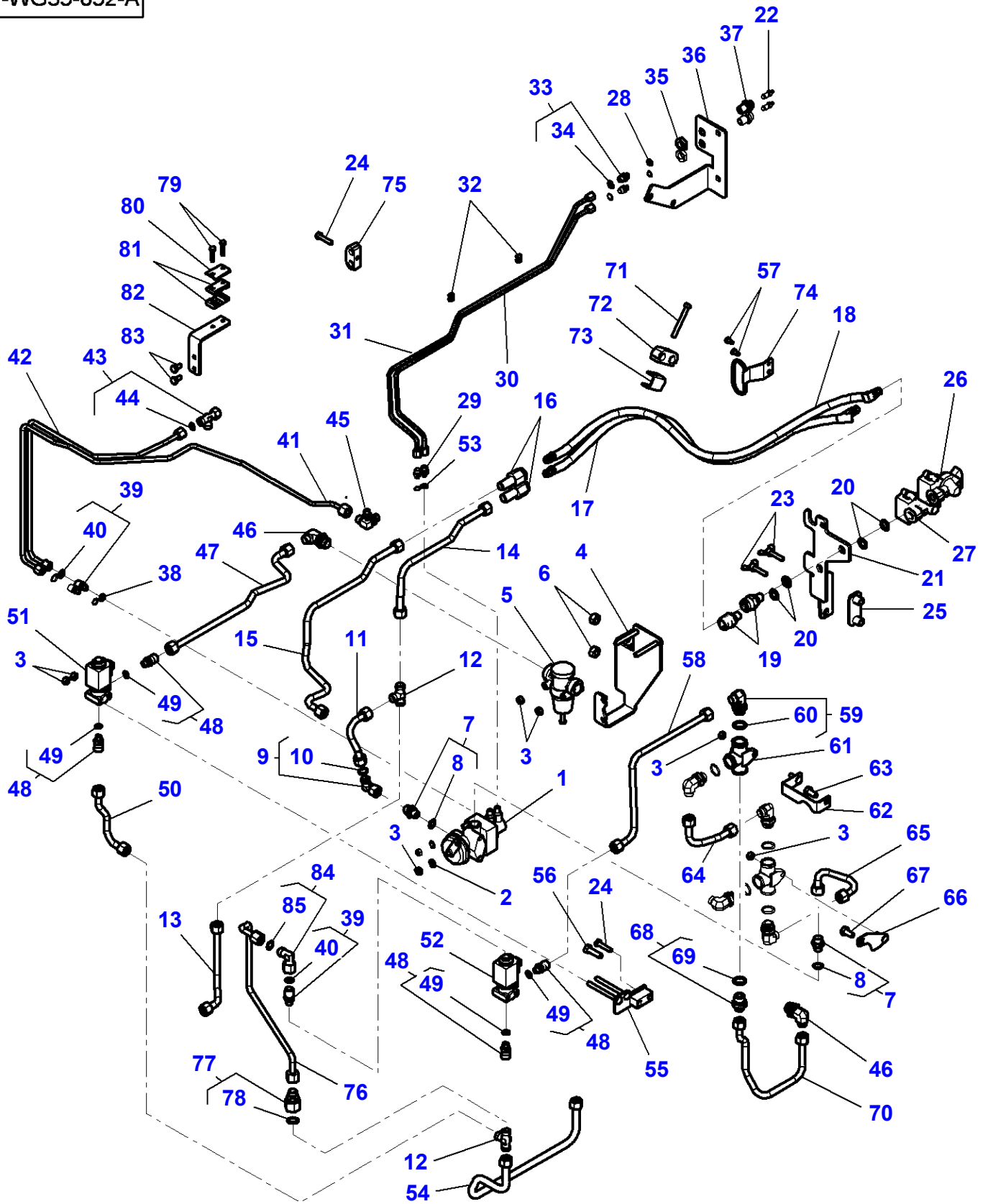


Item	Part Number	Qty	Description	Comments
1	4293832M1	1	Valve	
2	390972X1	2	Flat Washer	Diameter 8-17 X 1.7
3	339169X1	8	Nut	M8
4	4293592M3	1	Support	
5	4293601M1	1	Pressure Valve	
6	3009695X1	2	Nut	M12
7	3001345X91	2	Union	M16 X 1.5 - 12L
8	338763X1	1	Seal	(7)
9	3011084X91	1	Union	
10	3011146X1	1	O Ring	(9)
11	4293827M2	1	Tube	90 - 12L
12	338737X1	2	Union	12L
13	4293616M1	1	Tube	
14	4293609M1	1	Tube	
15	4293604M3	1	Tube	
16	4294966M1	2	Union	
17	4296147M2	1	Tube	
18	4296148M2	1	Tube	
19	4290847M1	2	Union	
20	3004861X1	4	Seal	Diameter 16-24 X 1.5
21	4296232M4	1	Support	Up to Serial or Engine Number 22-APR-2009
	4347971M1	1	Support	From Serial or Engine Number 23-APR-2009
22	4298305M1	1	Support	Up to Serial or Engine Number 22-APR-2009
23	3014316X1	1	Screw	M8 X 35
				Up to Serial or Engine Number 22-APR-2009
	3014316X1	2	Screw	M8 X 35
				From Serial or Engine Number 23-APR-2009
24	339009X1	2	Hex Cap Screw	M8 X 35
25	339123X1	3	Hex Cap Screw	M8 X 20
				Up to Serial or Engine Number 22-APR-2009
26	F278.880.020.110	1	Coupler	YELLOW
27	F278.880.020.100	1	Coupler	RED
28	1444744X1	2	Seal	M14
29	4296258M2	2	Union	
30	4293610M2	1	Tube	
31	4293611M2	1	Tube	
32	4292415M1	2	Opener	
33	338906X91	2	Union	
34	338760X1	1	O Ring	(33)
35	339682X1	2	Nut	M16 X 1.5
36	4293594M3	1	Support	
37	3788757M1	2	Bleeder	
38	1444745X1	2	Seal	
39	3011618X91	3	Union	
40	338760X1	1	O Ring	(39)
41	4293612M3	1	Tube	Up to Serial or Engine Number T353039
42	4293613M3	1	Tube	
43	3011544X91	1	Union	
44	3011144X1	1	O Ring	(43)
45	4294710M2	1	Union	
46	4294706M1	2	Union	
47	4293598M2	1	Tube	
48	3014047X91	4	Union	
49	338761X1	1	O Ring	(48)
50	4293606M2	1	Tube	
51	G312.880.020.110	1	Directional Valv	
52	4297804M1	1	Electrovalve	
53	391376X1	2	Seal	Diameter 8-11.5
54	4297131M1	1	Tube	
55	4293596M2	1	Support	
56	3009494X1	1	Hex Cap Screw	M10 X 35
57	391074X1	2	Hex Cap Screw	M6 X 12
58	4293597M2	1	Tube	
59	3014045X91	5	Union	
60	3019398X1	1	O Ring	(59)
61	4293595M1	2	Selector	
62	4293600M2	1	Support	
63	3009491X1	1	Hex Cap Screw	M10 X 20
64	4293599M2	1	Tube	
65	4293602M1	1	Tube	
66	4293608M1	1	Support	

Item	Part Number	Qty	Description	Comments
67	3009491X1	1	Hex Cap Screw	M10 X 20
68	3011248X91	1	Union	
69	3015163X1	1	O Ring	(68)
70	4293603M2	1	Tube	
71	390246X1	1	Hex Cap Screw	M8 X 70
72	3781907M1	1	Bridle	
73	4296149M1	1	Support	
74	4294760M2	1	Support	
75	3783121M1	1	Bridle	
76	339229X1	2	Hex Cap Screw	M6 X 40 Up to Serial or Engine Number T311047
77	4294761M1	1	Plate	Up to Serial or Engine Number T311047
78	4292414M1	2	Bridle	Up to Serial or Engine Number T311047
79	339262X1	2	Hex Cap Screw	M6 X 30
80	4292235M1	1	Plate	
81	4292221M2	2	Bridle	
82	4294762M2	1	Support	
83	339124X1	2	Hex Cap Screw	M8 X 16
84	3011082X91	1	Elbow	
85	3011144X1	1	O Ring	(84)
86	4298010M1	1	Tube	
87	3011067X91	1	Union	
88	3011146X1	1	O Ring	(87)
89	718.870.030.060	1	Bush	
90	4299176M1	1	Tube	From Serial or Engine Number T353040
91	4296626M2	1	Support	From Serial or Engine Number 23-APR-2009
92	G514.100.100.060	2	Breather Valve	

MF 8650 TRACTOR - 3906210  
1-WG35-052-A

1-WG35-052-A





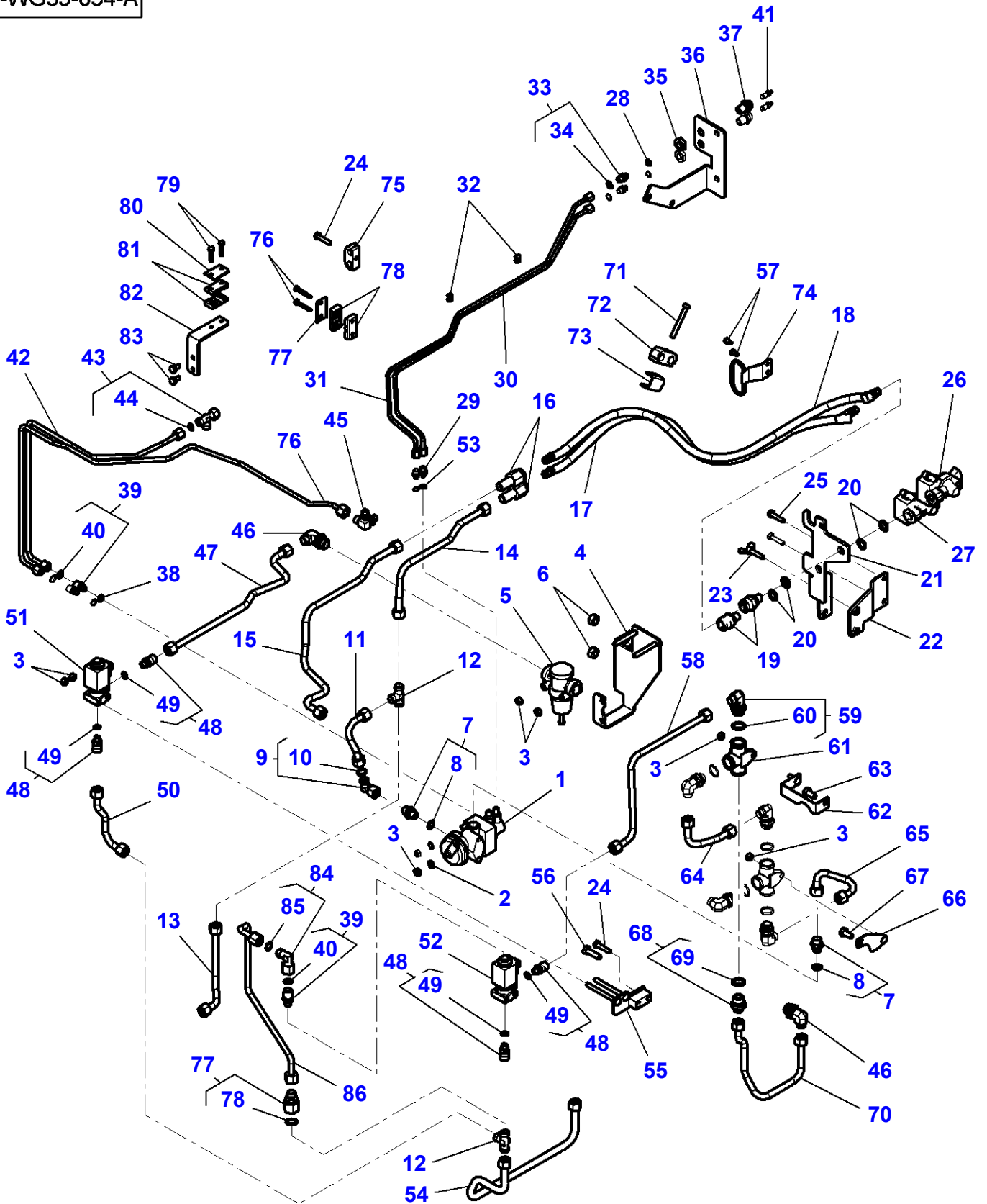
Item	Part Number	Qty	Description	Comments
1	4293832M1	1	Valve	
2	390972X1	2	Flat Washer	Diameter 8-17 X 1.7
3	339169X1	8	Nut	M8
4	4299235M1	1	Support	
5	4293601M1	1	Pressure Valve	
6	3009695X1	2	Nut	M12
7	3001345X91	2	Union	M16 X 1.5 - 12L
8	338763X1	1	Seal	(7)
9	3011084X91	1	Union	
10	3011146X1	1	O Ring	(9)
11	4293827M2	1	Tube	90 - 12L
12	338737X1	2	Union	12L
13	4293616M1	1	Tube	
14	4293609M1	1	Tube	
15	4293604M3	1	Tube	
16	4294966M1	2	Union	
17	4296147M2	1	Tube	
18	4296148M2	1	Tube	
19	4290847M1	2	Union	
20	3004861X1	4	Seal	Diameter 16-24 X 1.5
21	4347971M1	1	Support	
22	G514.100.100.060	2	Breather Valve	
23	3014316X1	2	Screw	M8 X 35
24	339009X1	2	Hex Cap Screw	M8 X 35
25	4296626M2	1	Support	
26	F278.880.020.110	1	Coupler	YELLOW
27	F278.880.020.100	1	Coupler	RED
28	1444744X1	2	Seal	M14
29	4296258M2	2	Union	
30	4293610M2	1	Tube	
31	4293611M2	1	Tube	
32	4292415M1	2	Opener	
33	338906X91	2	Union	
34	338760X1	1	O Ring	(33)
35	339682X1	2	Nut	M16 X 1.5
36	4293594M3	1	Support	
37	3788757M1	2	Bleeder	
38	1444745X1	2	Seal	
39	3011618X91	3	Union	
40	338760X1	1	O Ring	(39)
41	4299176M1	1	Tube	
42	4293613M3	1	Tube	
43	3011544X91	1	Union	
44	3011144X1	1	O Ring	(43)
45	4294710M2	1	Union	
46	4294706M1	2	Union	
47	4293598M2	1	Tube	
48	3014047X91	4	Union	
49	338761X1	1	O Ring	(48)
50	4293606M2	1	Tube	
51	G312.880.020.110	1	Directional Valv	
52	4297804M1	1	Electrovalve	
53	391376X1	2	Seal	Diameter 8-11.5
54	4297131M1	1	Tube	
55	4293596M2	1	Support	
56	3009494X1	1	Hex Cap Screw	M10 X 35
57	391074X1	2	Hex Cap Screw	M6 X 12
58	4293597M2	1	Tube	
59	3014045X91	5	Union	
60	3019398X1	1	O Ring	(59)
61	4293595M1	2	Selector	
62	4293600M2	1	Support	
63	3009491X1	1	Hex Cap Screw	M10 X 20
64	4293599M2	1	Tube	
65	4293602M1	1	Tube	
66	4293608M1	1	Support	
67	3009491X1	1	Hex Cap Screw	M10 X 20
68	3011248X91	1	Union	
69	3015163X1	1	O Ring	(68)
70	4293603M2	1	Tube	
71	390246X1	1	Hex Cap Screw	M8 X 70

**Massey Ferguson****MF 8650 TRACTOR - 3906210****3906210****TRAILOR BRAKE - Pneumatic Braking - Set Of Transmission: Identification Number 4297...M92****Page070-0115**

<b>Item</b>	<b>Part Number</b>	<b>Qty</b>	<b>Description</b>	<b>Comments</b>
72	3781907M1	1	Bridle	
73	4296149M1	1	Support	
74	4294760M2	1	Support	
75	3783121M1	1	Bridle	
76	4298010M1	1	Tube	
77	3011067X91	1	Union	
78	3011146X1	1	O Ring	(77)
79	339262X1	2	Hex Cap Screw	M6 X 30
80	4292235M1	1	Plate	
81	4292221M2	2	Bridle	
82	4294762M2	1	Support	
83	339124X1	2	Hex Cap Screw	M8 X 16
84	3011082X91	1	Elbow	
85	3011144X1	1	O Ring	(84)

MF 8650 TRACTOR - 3906210  
1-WG35-054-A

1-WG35-054-A



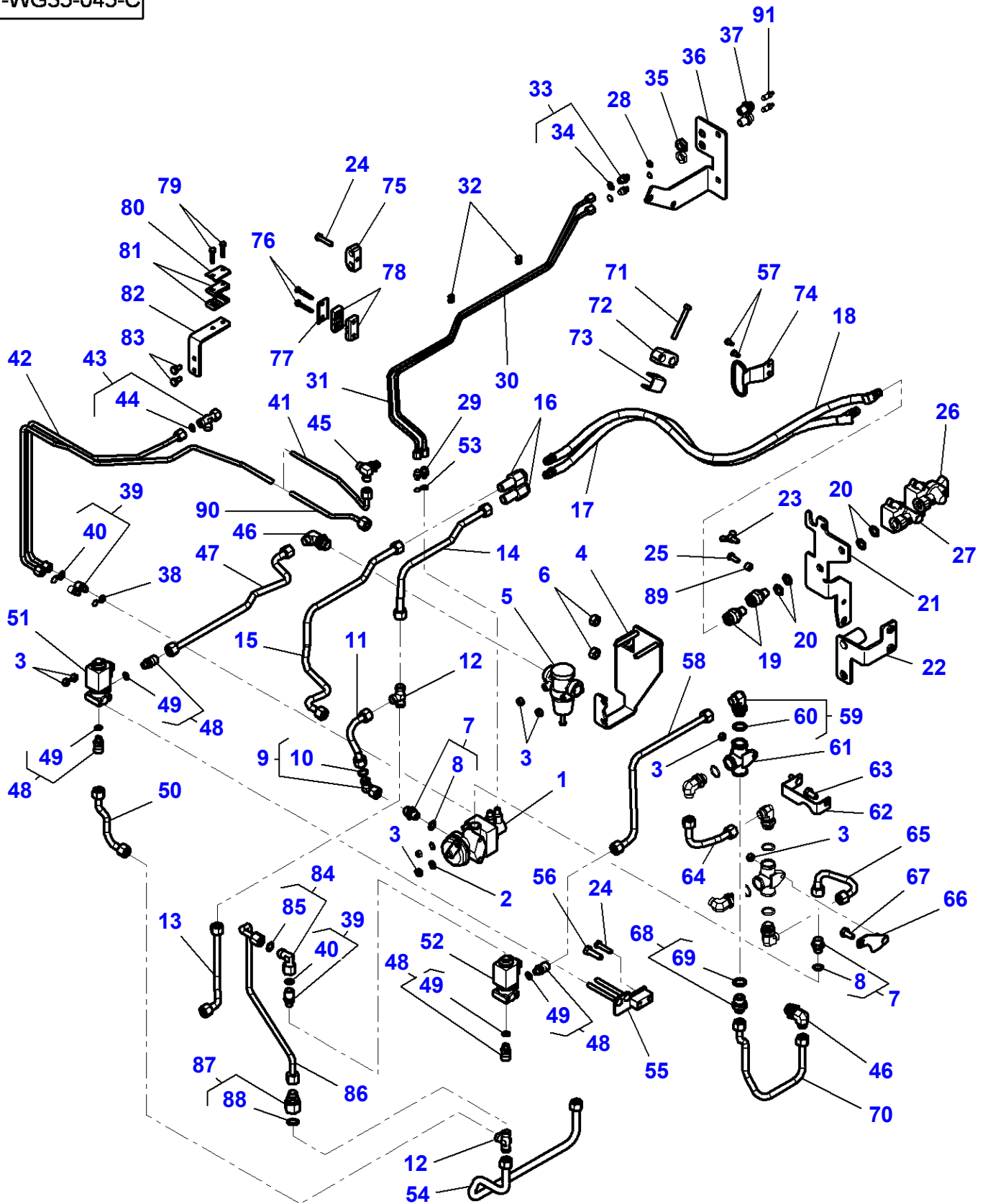
Item	Part Number	Qty	Description	Comments
1	4293832M1	1	Valve	
2	390972X1	2	Flat Washer	Diameter 8-17 X 1.7
3	339169X1	8	Nut	M8
4	4293592M3	1	Support	
5	4293601M1	1	Pressure Valve	
6	3009695X1	2	Nut	M12
7	3001345X91	2	Union	M16 X 1.5 - 12L
8	338763X1	1	Seal	(7)
9	3011084X91	1	Union	
10	3011146X1	1	O Ring	(9)
11	4293827M2	1	Tube	90 - 12L
12	338737X1	2	Union	12L
13	4293616M1	1	Tube	
14	4293609M1	1	Tube	
15	4293604M3	1	Tube	
16	4294966M1	2	Union	
17	4296147M2	1	Tube	
18	4296148M2	1	Tube	
19	4290847M1	2	Union	
20	3004861X1	4	Seal	Diameter 16-24 X 1.5
21	4347971M1	1	Support	
22	4298305M1	1	Support	
23	3014559X1	2	Screw	M8 X 20
24	339009X1	2	Hex Cap Screw	M8 X 35
25	339123X1	2	Hex Cap Screw	M8 X 20
26	F278.880.020.110	1	Coupler	YELLOW
27	F278.880.020.100	1	Coupler	RED
28	1444744X1	2	Seal	M14
29	4296258M2	2	Union	
30	4293610M2	1	Tube	
31	4293611M2	1	Tube	
32	4292415M1	2	Opener	
33	338906X91	2	Union	
34	338760X1	1	O Ring	(33)
35	339682X1	2	Nut	M16 X 1.5
36	4293594M3	1	Support	
37	3788757M1	2	Bleeder	
38	1444745X1	2	Seal	
39	3011618X91	3	Union	
40	338760X1	1	O Ring	(39)
41	G514.100.100.060	2	Breather Valve	
42	4293613M3	1	Tube	
43	3011544X91	1	Union	
44	3011144X1	1	O Ring	(43)
45	4294710M2	1	Union	
46	4294706M1	2	Union	
47	4293598M2	1	Tube	
48	3014047X91	4	Union	
49	338761X1	1	O Ring	(48)
50	4293606M2	1	Tube	
51	G312.880.020.110	1	Directional Valv	
52	4297804M1	1	Electrovalve	
53	391376X1	2	Seal	Diameter 8-11.5
54	4297131M1	1	Tube	
55	4293596M2	1	Support	
56	3009494X1	1	Hex Cap Screw	M10 X 35
57	391074X1	2	Hex Cap Screw	M6 X 12
58	4293597M2	1	Tube	
59	3014045X91	5	Union	
60	3019398X1	1	O Ring	(59)
61	4293595M1	2	Selector	
62	4293600M2	1	Support	
63	3009491X1	1	Hex Cap Screw	M10 X 20
64	4293599M2	1	Tube	
65	4293602M1	1	Tube	
66	4293608M1	1	Support	
67	3009491X1	1	Hex Cap Screw	M10 X 20
68	3011248X91	1	Union	
69	3015163X1	1	O Ring	(68)
70	4293603M2	1	Tube	
71	390246X1	1	Hex Cap Screw	M8 X 70

**Massey Ferguson****MF 8650 TRACTOR - 3906210****3906210****TRAILOR BRAKE - Pneumatic Braking - 50 Km/h****Page070-0120**

<b>Item</b>	<b>Part Number</b>	<b>Qty</b>	<b>Description</b>	<b>Comments</b>
72	3781907M1	1	Bridle	
73	4296149M1	1	Support	
74	4294760M2	1	Support	
75	3783121M1	1	Bridle	
76	4299176M1	1	Tube	
77	3011067X91	1	Union	
78	3011146X1	1	O Ring	(77)
79	339262X1	2	Hex Cap Screw	M6 X 30
80	4292235M1	1	Plate	
81	4292221M2	2	Bridle	
82	4294762M2	1	Support	
83	339124X1	2	Hex Cap Screw	M8 X 16
84	3011082X91	1	Elbow	
85	3011144X1	1	O Ring	(84)
86	4298010M1	1	Tube	

MF 8650 TRACTOR - 3906210  
1-WG35-045-C

1-WG35-045-C



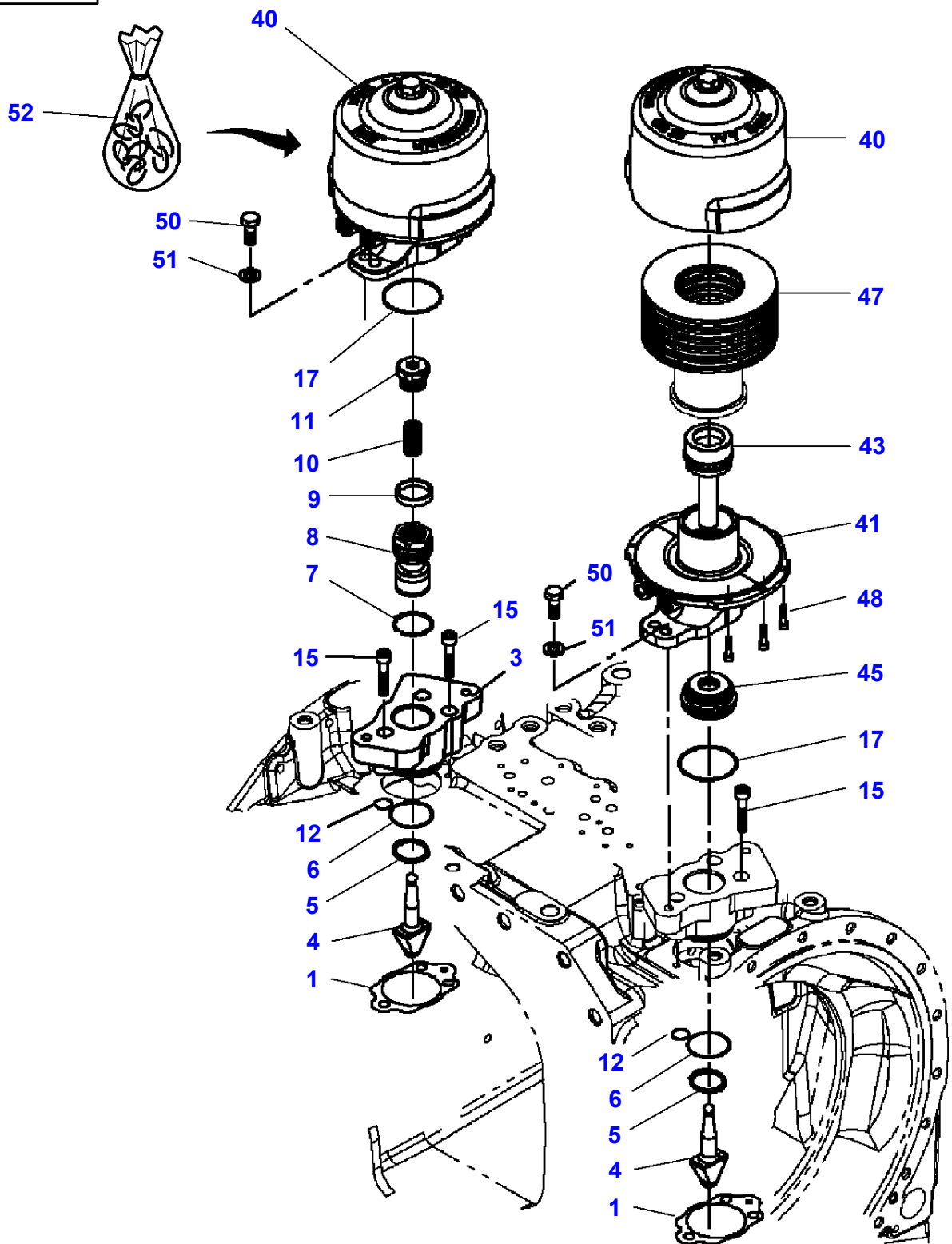
Item	Part Number	Qty	Description	Comments
1	4293832M1	1	Valve	
2	390972X1	2	Flat Washer	Diameter 8-17 X 1.7
3	339169X1	8	Nut	M8
4	4293592M3	1	Support	
5	4293601M1	1	Pressure Valve	
6	3009695X1	2	Nut	M12
7	3001345X91	2	Union	M16 X 1.5 - 12L
8	338763X1	1	Seal	(7)
9	3011084X91	1	Union	
10	3011146X1	1	O Ring	(9)
11	4293827M2	1	Tube	90' - 12L
12	338737X1	2	Union	12L
13	4293616M1	1	Tube	
14	4293609M1	1	Tube	
15	4293604M3	1	Tube	
16	4294966M1	2	Union	
17	4296147M2	1	Tube	
18	4296148M2	1	Tube	
19	4290847M1	2	Union	
20	3004861X1	4	Seal	Diameter 16-24 X 1.5
21	4296625M2	1	Support	Up to Serial or Engine Number 22-APR-2009
	4348105M1	1	Support	From Serial or Engine Number 23-APR-2009
22	4295900M2	1	Support	
23	339107X1	1	Wing Screw	M8 X 16
24	339009X1	2	Hex Cap Screw	M8 X 35
25	339123X1	1	Hex Cap Screw	M8 X 20
26	F278.880.020.110	1	Coupler	YELLOW
27	F278.880.020.100	1	Coupler	RED
28	1444744X1	2	Seal	M14
29	4296258M2	2	Union	
30	4293610M2	1	Tube	
31	4293611M2	1	Tube	
32	4292415M1	2	Opener	
33	338906X91	2	Union	
34	338760X1	1	O Ring	(33)
35	339682X1	2	Nut	M16 X 1.5
36	4293594M3	1	Support	
37	3788757M1	2	Bleeder	
38	1444745X1	2	Seal	
39	3011618X91	3	Union	
40	338760X1	1	O Ring	(39)
41	4293612M3	1	Tube	Up to Serial or Engine Number T353039
42	4293613M3	1	Tube	
43	3011544X91	1	Union	
44	3011144X1	1	O Ring	(43)
45	4294710M2	1	Union	
46	4294706M1	2	Union	
47	4293598M2	1	Tube	
48	3014047X91	4	Union	
49	338761X1	1	O Ring	(48)
50	4293606M2	1	Tube	
51	G312.880.020.110	1	Directional Valv	
52	4297804M1	1	Electrovalve	
53	391376X1	2	Seal	Diameter 8-11.5
54	4297131M1	1	Tube	
55	4293596M2	1	Support	
56	3009494X1	1	Hex Cap Screw	M10 X 35
57	391074X1	2	Hex Cap Screw	M6 X 12
58	4293597M2	1	Tube	
59	3014045X91	5	Union	
60	3019398X1	1	O Ring	(59)
61	4293595M1	2	Selector	
62	4293600M2	1	Support	
63	3009491X1	1	Hex Cap Screw	M10 X 20
64	4293599M2	1	Tube	
65	4293602M1	1	Tube	
66	4293608M1	1	Support	
67	3009491X1	1	Hex Cap Screw	M10 X 20
68	3011248X91	1	Union	
69	3015163X1	1	O Ring	(68)
70	4293603M2	1	Tube	

**Massey Ferguson****MF 8650 TRACTOR - 3906210****3906210****TRAILOR BRAKE - Pneumatic Braking - USA Only - Up To 09-JUN-2009****Page070-0125**

<b>Item</b>	<b>Part Number</b>	<b>Qty</b>	<b>Description</b>	<b>Comments</b>
71	390246X1	1	Hex Cap Screw	M8 X 70
72	3781907M1	1	Bridle	
73	4296149M1	1	Support	
74	4294760M2	1	Support	
75	3783121M1	1	Bridle	
76	339229X1	2	Hex Cap Screw	M6 X 40 Up to Serial or Engine Number T311047
77	4294761M1	1	Plate	Up to Serial or Engine Number T311047
78	4292414M1	2	Bridle	Up to Serial or Engine Number T311047
79	339262X1	2	Hex Cap Screw	M6 X 30
80	4292235M1	1	Plate	
81	4292221M2	2	Bridle	
82	4294762M2	1	Support	
83	339124X1	2	Hex Cap Screw	M8 X 16
84	3011082X91	1	Elbow	
85	3011144X1	1	O Ring	(84)
86	4298010M1	1	Tube	
87	3011067X91	1	Union	
88	3011146X1	1	O Ring	(87)
89	718.870.030.060	1	Bush	
90	4299176M1	1	Tube	From Serial or Engine Number T353040
91	G514.100.100.060	2	Breather Valve	



1-WA12-004-A



**Massey Ferguson****MF 8650 TRACTOR - 3906210**

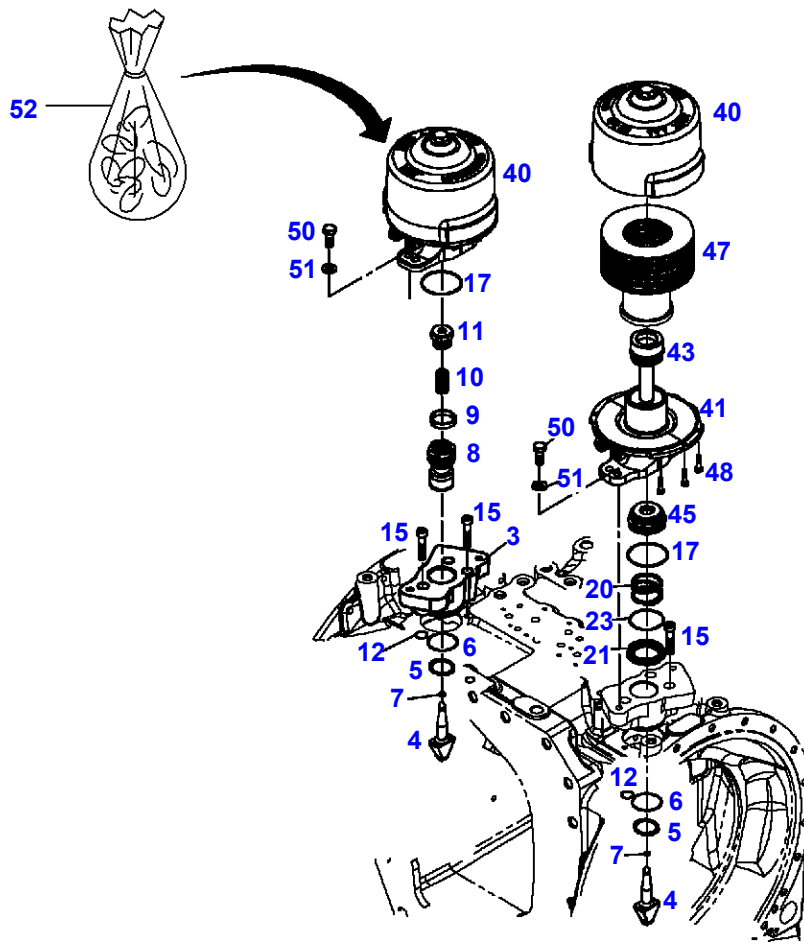
3906210

**Hydraulic Brake Assy - FROM No 903/5308 - UP TO No 903/5553**

Page070-0130

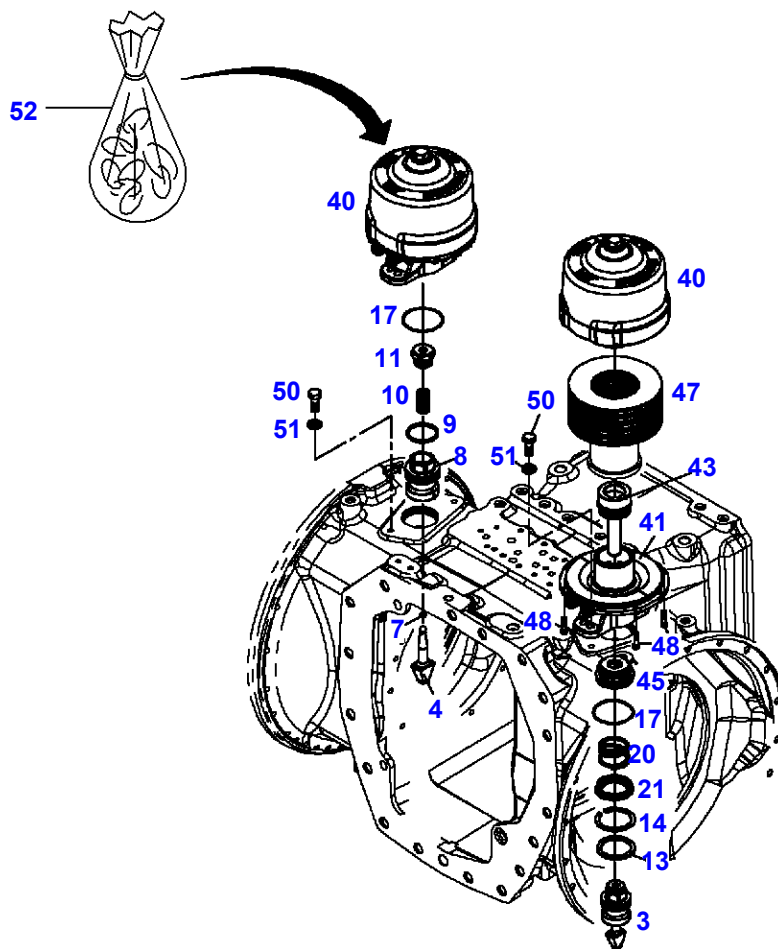
Item	Part Number	Qty	Description	Comments
1	931.150.071.020	2	Sump Gasket	
3	G931.150.071.210	1	Cylinder	Right Hand
	G931.150.071.220	1	Cylinder	Left Hand
4	F931.150.071.140	2	Wedge	(3)
5	X530.005.246.000	2	Circlip	(3)
6	F822.100.070.040	2	O Ring	(3)
7	F931.150.071.150	2	Snpring	(3)
8	F931.150.071.110	2	Piston	(3)
9	F931.150.071.130	2	V-Seal	(3)
10	F931.150.071.120	2	Grub Screw	(3)
11	F931.150.071.100	2	Thrust Piece	(3)
12	F822.100.070.050	2	O Ring	(3)
15	X485.013.606.000	6	Hex Cap Screw	
17	<b>X548.951.100.000</b>	2	O Ring	
40	<b>G903.152.070.110</b>	2	Cylinder	
41	F903.152.070.020	2	Bottom Part	(40)
43	F903.152.070.030	2	Piston	(40)
45	F903.152.070.040	2	Piston	(40)
47	F903.152.070.010	2	Top Part	(40)
48	X485.005.306.000	12	Hex Cap Screw	(40)
50	X487.535.606.000	4	Screw	
51	345.300.100.110	4	Disc	
52	F903.152.070.050		Kit, Joint	

1-WA12-005-A



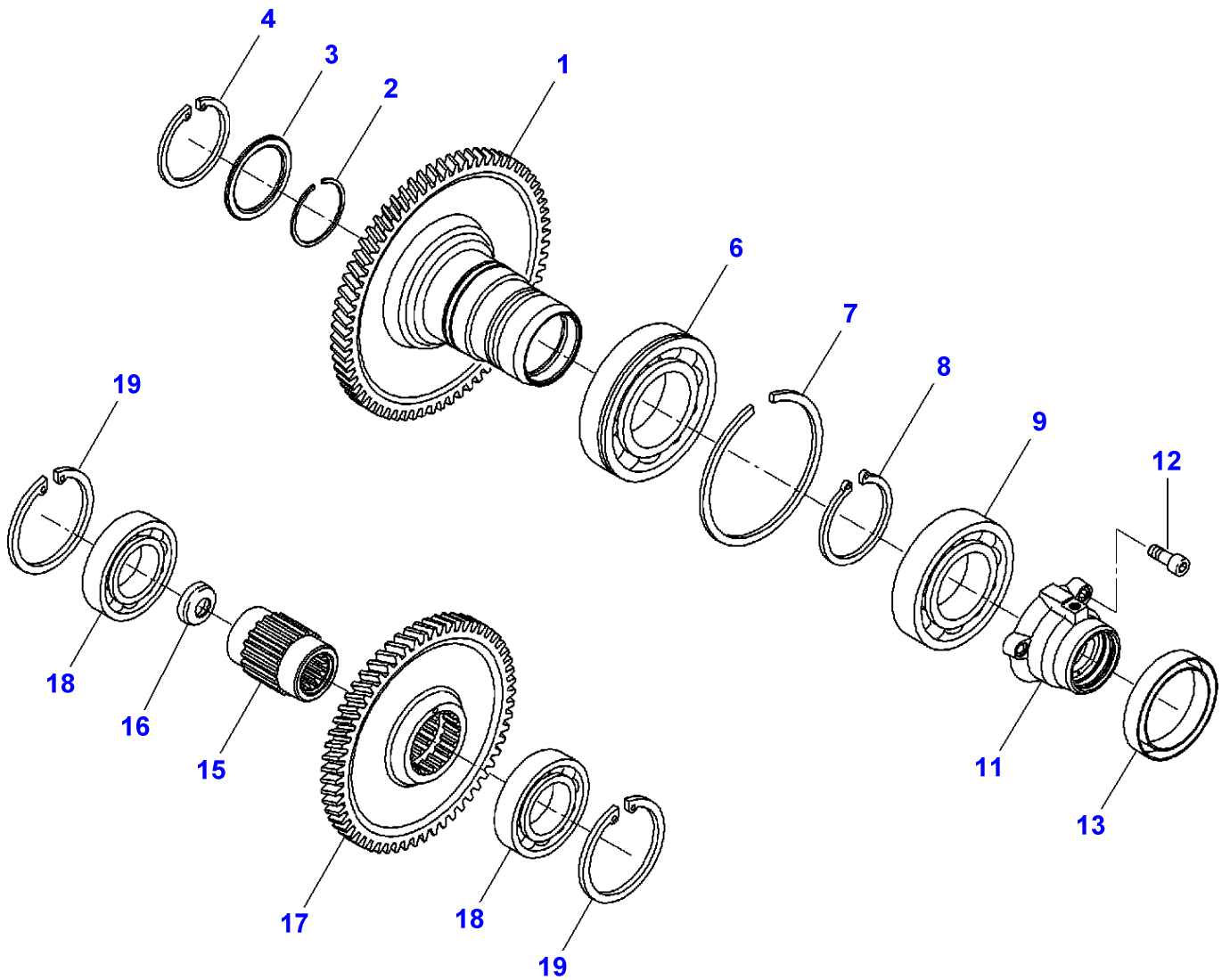
Item	Part Number	Qty	Description	Comments
3	G931.150.071.210	1	Cylinder	Right Hand
	G931.150.071.220	1	Cylinder	Left Hand
4	F931.150.071.140	2	Wedge	(3)
5	X530.005.246.000	2	Circlip	(3)
6	X530.005.246.000	2	Circlip	(3)
7	F931.150.071.150	2	Snapping	(3)
8	F931.150.071.110	2	Piston	(3)
9	F931.150.071.130	2	V-Seal	(3)
10	F931.150.071.120	2	Grub Screw	(3)
11	F931.150.071.100	2	Thrust Piece	(3)
12	F822.100.070.050	2	O Ring	(3)
15	X485.013.606.000	6	Hex Cap Screw	M10 X 50
17	<b>X548.951.100.000</b>	2	O Ring	
20	903.152.070.020	2	Comp.Spring	
21	903.152.070.030	2	Guide Sleeve	
23	X548.939.400.000	2	O Ring	
40	G903.152.070.130	2	Cylinder	
41	F903.152.070.020	2	Bottom Part	(40) From Serial or Engine Number 903/5554 Up to Serial or Engine Number 903/5889
	F903.152.070.090	2	Bottom Part	(40) From Serial or Engine Number 903/5890
43	F903.152.070.030	2	Piston	(40)
45	F903.152.070.060	2	Piston	(40)
47	F903.152.070.010	2	Top Part	(40) From Serial or Engine Number 903/5554 Up to Serial or Engine Number 903/5889
	F903.152.070.080	2	Top Part	(40) From Serial or Engine Number 903/5890
48	X485.005.306.000	16	Hex Cap Screw	(47) M6 X 25
50	X487.535.706.000	4	Screw	M12 X 35
51	345.300.100.110	4	Disc	
52	F903.152.070.070	X	Kit, Joint	

1-WA12-006-A



Item	Part Number	Qty	Description	Comments
3	G934.152.070.101	2	Piston	
4	F931.150.071.140	2	Wedge	(3)
7	F931.150.071.150	2	Snapping	(3)
8		2	Piston	(3)
				Not serviced,order REF No 3
9	F934.152.070.010	2	V-Seal	(3)
10	F931.150.071.120	2	Grub Screw	(3)
11	F931.150.071.100	2	Thrust Piece	(3)
13	X534.538.900.000	2	Backup Ring	
14	<b>X530.106.946.000</b>	2	Circlip	
17	<b>X548.951.100.000</b>	2	O Ring	
20	903.152.070.020	2	Comp.Spring	
21	903.153.070.010	2	Guide Sleeve	
40	G903.152.070.130	2	Cylinder	
41	F903.152.070.020	2	Bottom Part	(40)
				From Serial or Engine Number 903/7001
				Up to Serial or Engine Number 903/7002
	F903.152.070.090	2	Bottom Part	(40)
				From Serial or Engine Number 903/7004
43	F903.152.070.030	2	Piston	(40)
45	F903.152.070.060	2	Piston	(40)
47	F903.152.070.010	2	Top Part	(40)
				From Serial or Engine Number 903/7001
				Up to Serial or Engine Number 903/7002
	F903.152.070.080	2	Top Part	(40)
				From Serial or Engine Number 903/7004
48	X485.005.306.000	16	Hex Cap Screw	(47) M6 X 25
50	X487.535.706.000	4	Screw	M12 X 35
51	345.300.100.110	4	Disc	
52	F903.152.070.070	X	Kit, Joint	

1-WG80-002-A

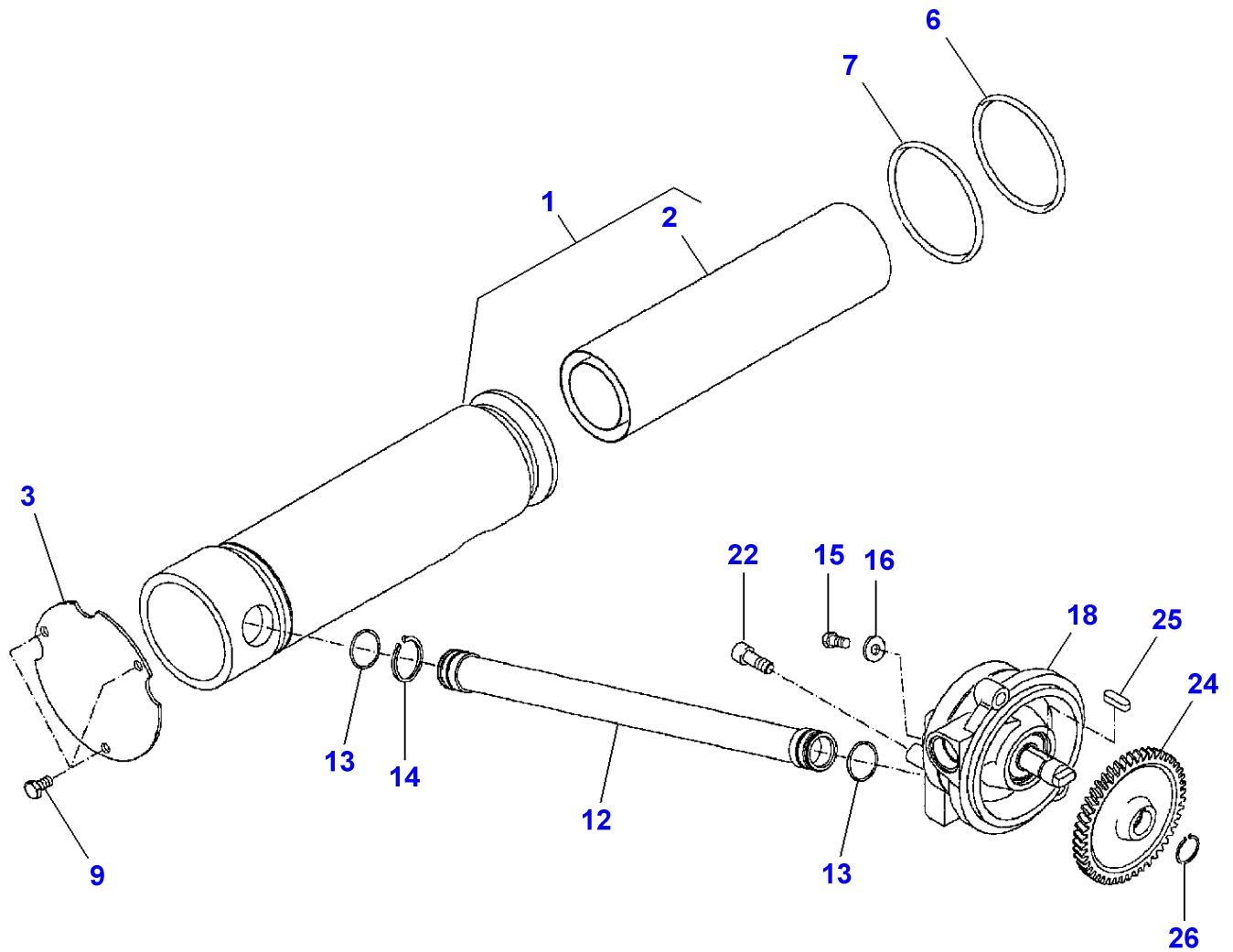


**Massey Ferguson****MF 8650 TRACTOR - 3906210****3906210****Pump Drive****Page070-0145**

<b>Item</b>	<b>Part Number</b>	<b>Qty</b>	<b>Description</b>	<b>Comments</b>
1	903.100.490.050	1	Spur Gear	
2	X533.212.000.000	1	Snapring	
3	916.100.490.040	1	Disc	
4	X530.106.046.000	1	Circlip	Diameter 52 X 2
6	X605.511.411.003	1	Ball Bearing	
7	X532.503.846.000	1	Snapring	
8	X530.006.146.000	1	Circlip	Diameter 55 X 2
9	X605.505.900.000	1	Ball Bearing	
11	903.100.490.011	1	Housing	Replace and repair. Old not interchangeable with new 903100490010
12	X485.013.205.000	3	Hex Cap Screw	M10 X 30
13	X550.108.900.000	1	Shaft Seal	50 X 65 X 8
15	903.100.490.080	1	Shaft	
16	903.100.490.170	1	Cover	
17	903.100.490.060	1	Spur Gear	
18	X605.505.811.000	2	Bear. 6009	
19	X530.107.246.000	2	Circlip	Diameter 75 X 2,5



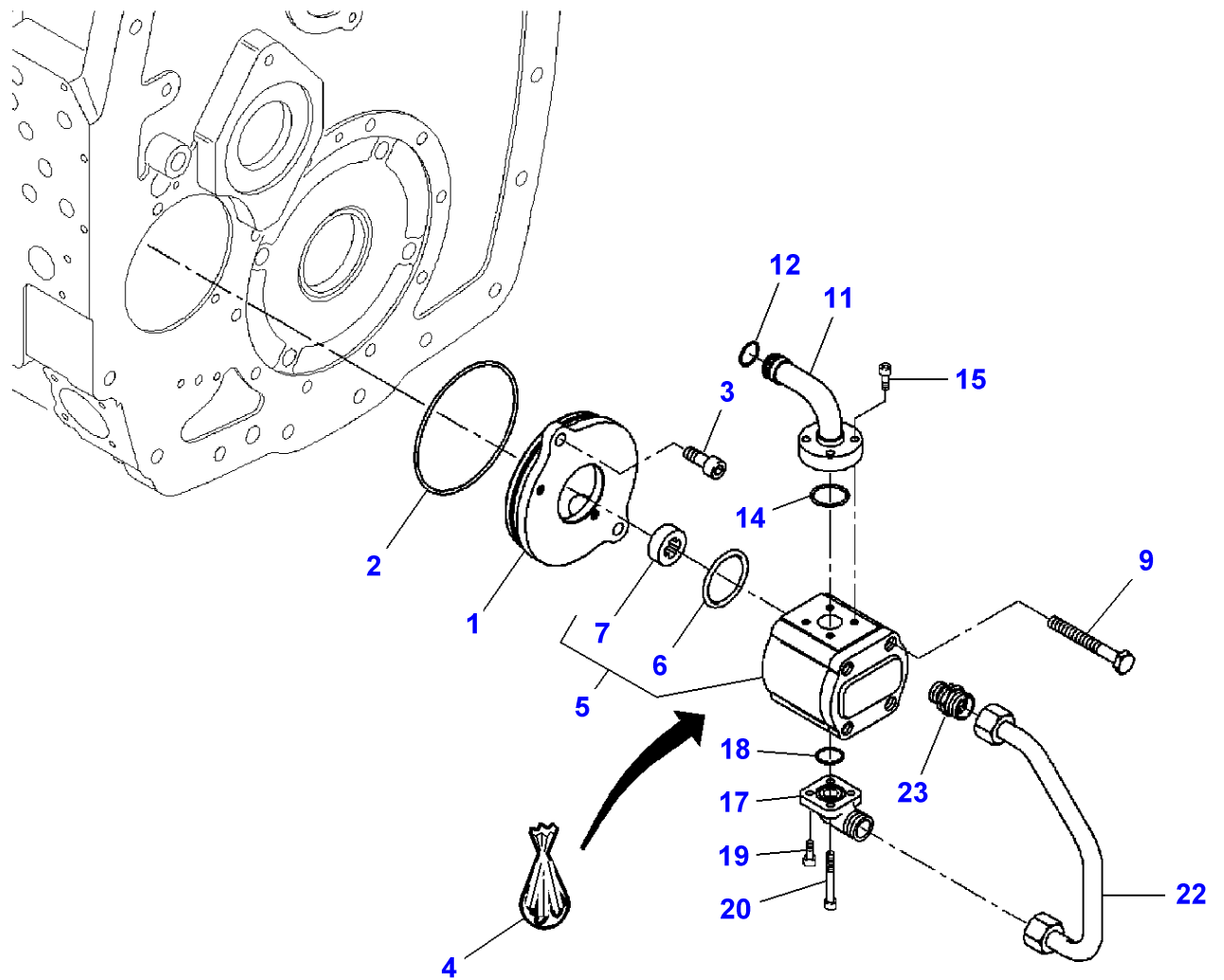
1-WG82-002-A



**Massey Ferguson****MF 8650 TRACTOR - 3906210****3906210****Lube Oil Pump - Filter****Page070-0150**

<b>Item</b>	<b>Part Number</b>	<b>Qty</b>	<b>Description</b>	<b>Comments</b>
1	<b>G916.100.490.021</b>	1	Suction Filter	
2	<b>F916.100.490.010</b>	1	Filter	(1)
3	916.100.490.180	1	Cover	
6	<b>X548.987.066.000</b>	1	O Ring	Diameter 105 X 3
7	<b>X548.989.201.000</b>	1	O Ring	Diameter 108 X 3
9	X487.527.941.000	3	Screw	M8 X 25
12	H916.100.490.010	1	Pipe	
13	X548.878.200.000	2	O Ring	Diameter 27 X 3
14	X530.004.146.000	1	Circlip	Diameter 32 X 1,5
15	X487.526.841.000	1	Screw	M8 X 16
16	178.810.030.450	1	Disc	
18	G916.100.490.012	1	Oil Pump	
22	X485.013.305.000	2	Hex Cap Screw	M10 X 35
24	903.100.490.100	1	Spur Gear	
25	178.107.080.030	1	Key Parallel	
26	X530.215.446.000	1	Circlip	Diameter 20 X 1,5

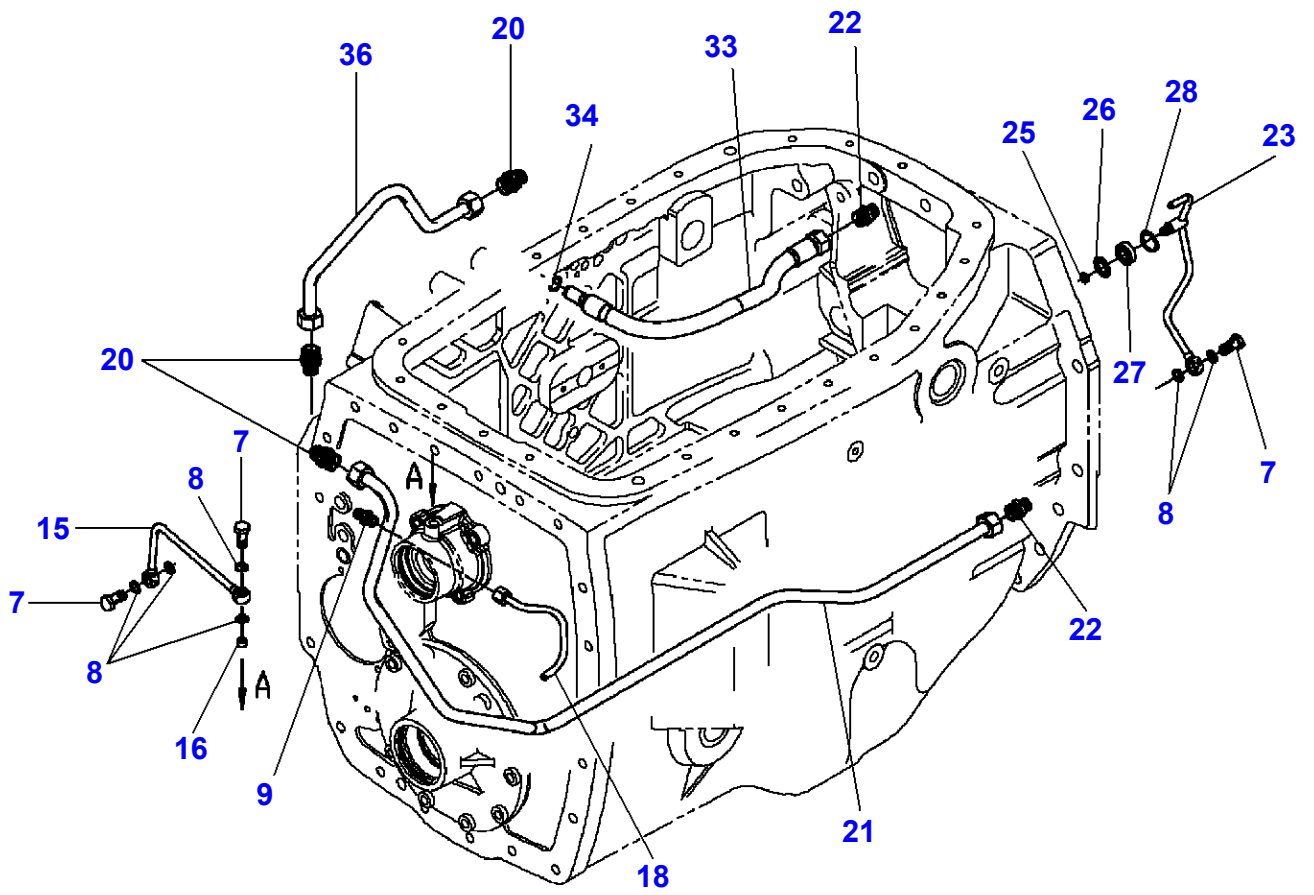
1-WG92-001-A



**Massey Ferguson****MF 8650 TRACTOR - 3906210****3906210****Feed Pump - System Comfort****Page070-0155**

<b>Item</b>	<b>Part Number</b>	<b>Qty</b>	<b>Description</b>	<b>Comments</b>
1	916.100.490.131	1	Cover	
2	X548.995.902.000	1	O Ring	Diameter 115 X 2,5
3	X485.013.205.000	2	Hex Cap Screw	M10 X 30
4	F279.940.050.040	1	Kit, Joint	
5	G916.100.490.030	1	Gear Pump	
6	F916.100.490.020	1	O Ring	(5)
7	F279.940.050.030	1	Driving	(5)
9	X487.534.001.000	2	Screw	M10 X 105
11	H718.100.490.011	1	Union	
12	X548.848.016.000	1	O Ring	Diameter 16 X 3
14	X548.868.966.000	1	O Ring	Diameter 22,3 X 2,4
15	X485.005.305.000	4	Hex Cap Screw	M6 X 25
17	X593.816.300.000	1	Flanged Socket	
18	X548.860.601.000	1	O Ring	Diameter 20 X 2,5
19	X485.004.405.000	2	Hex Cap Screw	M16 X 16
20	X485.005.405.000	2	Hex Cap Screw	M16 X 30
22	H916.100.490.030	1	Tube	
23	X592.501.300.000	1	Thread. Part	

1-WG83-004-A



**Gear Box Lubrication**

<b>Item</b>	<b>Part Number</b>	<b>Qty</b>	<b>Description</b>	<b>Comments</b>
7	X494.515.300.000	3	Banjo Bolt	
8	X540.003.678.000	6	Ring	
9	X592.501.000.000	1	Thread. Part	
15	H931.100.470.130	1	Tube	[A]
16	916.100.470.121	1	Nozzle	
18	H916.100.470.110	1	Pipe	[B]
20	X592.501.300.000	3	Thread. Part	
21	H916.100.470.121	1	Pipe	[C]
22	X592.501.303.000	2	Thread. Part	
23	H916.102.470.020	1	Tube	[D]
25	X548.809.500.000	1	O Ring	
26	X546.516.800.000	1	Shaft Seal	
27	X605.505.101.000	1	Ball Bearing	
28	X530.103.346.000	1	Circlip	
33	H916.100.620.121	1	Pressure Hose	[A]
34	X530.014.200.000	1	Circlip	
36	H916.100.620.011	1	Pipe	[E]

**FOOTNOTE [A]** INPUTSHAFT

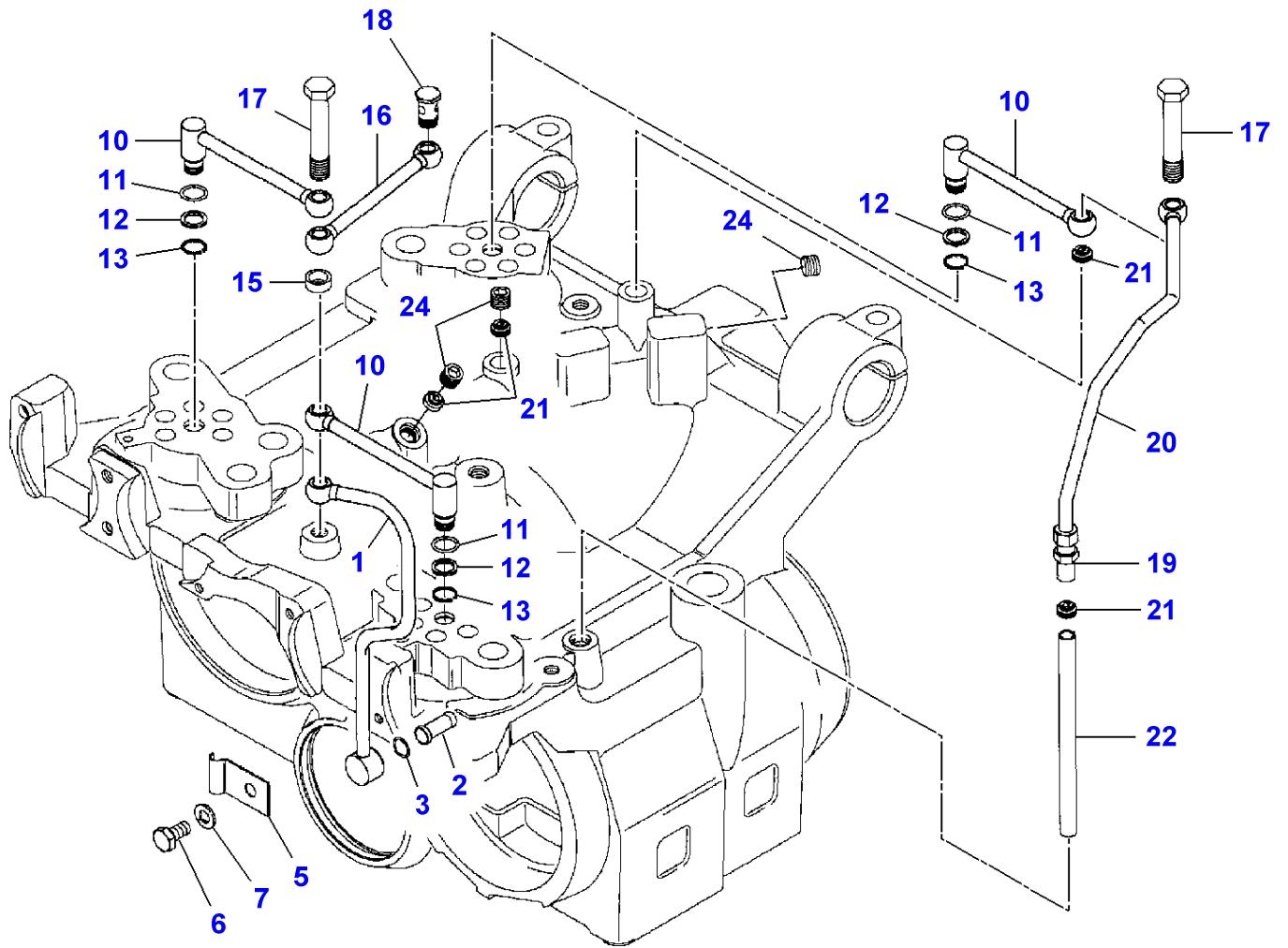
**FOOTNOTE [B]** CONTROL PUMP

**FOOTNOTE [C]** REAR AXLE

**FOOTNOTE [D]** BEVEL GEAR LUBRICATION

**FOOTNOTE [E]** DISTRIBUTOR

1-WG84-002-A



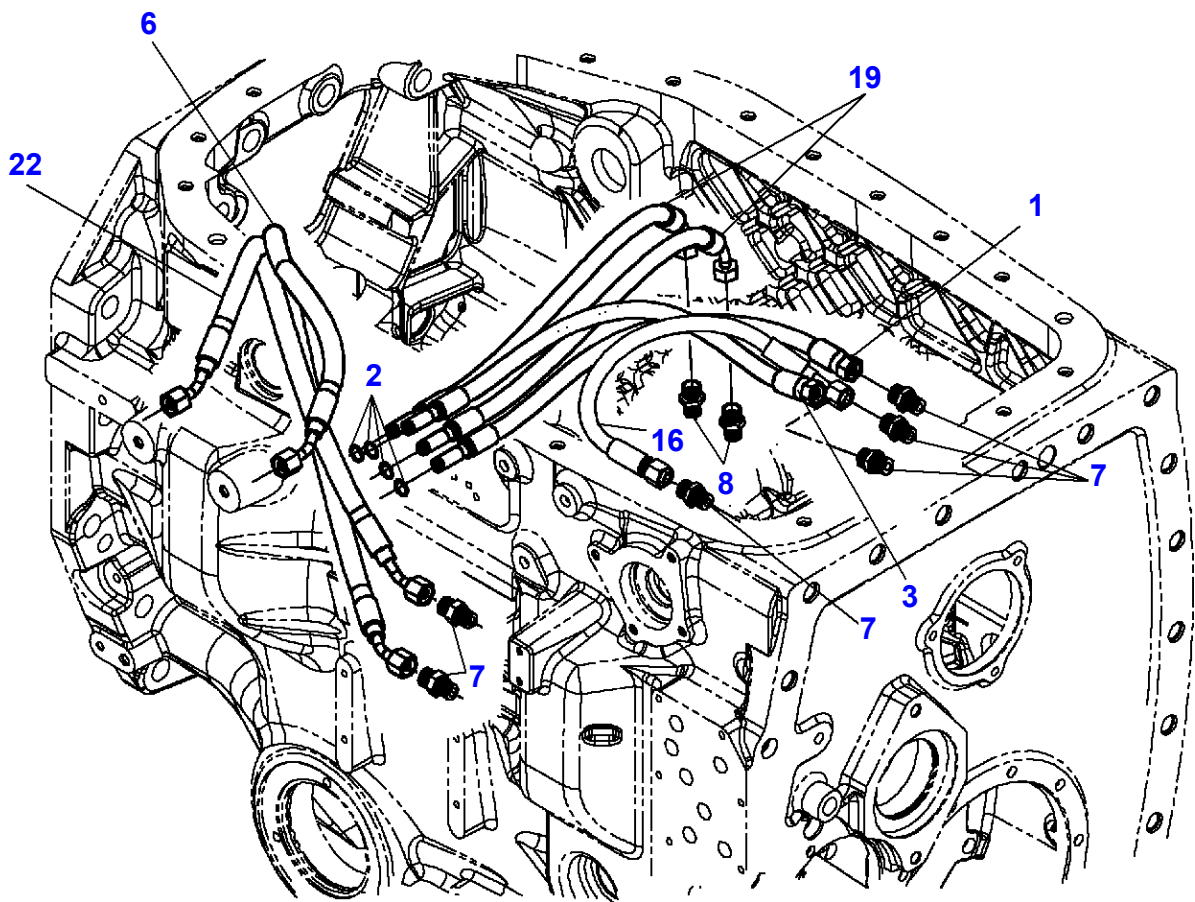
**Massey Ferguson****MF 8650 TRACTOR - 3906210****3906210****Page070-0165****Gear Box Lubrication - Interior**

<b>Item</b>	<b>Part Number</b>	<b>Qty</b>	<b>Description</b>	<b>Comments</b>
1	H916.100.470.230	1	Pipe	[A]
2	198.100.080.520	1	Lub.Oil Pipe	
3	X548.818.015.000	1	O Ring	Diameter 8 X 2,5
5	268.600.130.110	1	Clip	
6	X487.527.741.000	1	Screw	M8 X 20
7	X450.006.308.000	1	Washer	
10	H916.100.470.200	3	Pipe	
11	X548.833.602.000	3	O Ring	Diameter 12,3 X 2,4
12	X534.535.346.000	3	Backup Ring	
13	X530.001.146.000	3	Circlip	Diameter 12 X 1
15	225.100.100.160	1	Sleeve	
16	H916.100.470.220	1	Pipe	
17	916.100.470.210	2	Banjo Bolt	
18	X494.515.300.000	1	Banjo Bolt	
19	X592.501.000.000	1	Thread. Part	
20	X591.652.500.000	1	Pressure Hose	
21	916.100.470.121	4	Nozzle	
22	916.100.470.240	1	Pipe	
24	X483.500.600.000	3	Plug	M12 X 1,5

**FOOTNOTE [A] MAIN SHAFT**



1-WG94-003-A

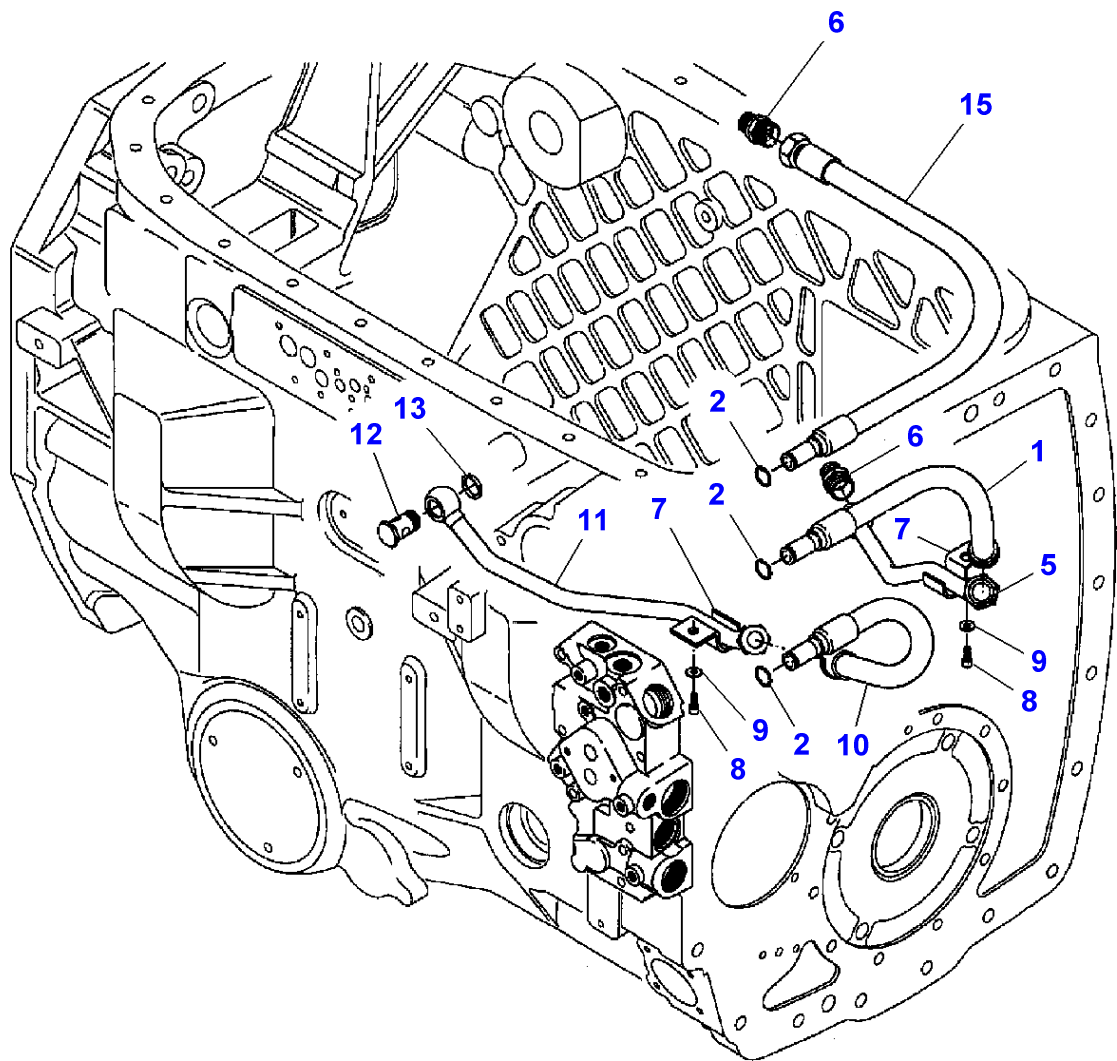


**Massey Ferguson****MF 8650 TRACTOR - 3906210****3906210****Hydraulic Circuit - Transmission****Page070-0170**

<b>Item</b>	<b>Part Number</b>	<b>Qty</b>	<b>Description</b>	<b>Comments</b>
1	H916.100.620.101	1	Pressure Hose	[A]
2	X531.001.146.000	4	Circlip	12X1.0
3	H916.100.620.101	1	Pressure Hose	[B]
6	H926.103.620.021	1	Pressure Hose	[C] Replace and repair. Old interchangeable with new H926103620020
7	X592.501.100.000	6	Thread. Part	
8	X592.502.500.000	2	Thread. Part	
16	H934.100.620.050	1	Pressure Hose	[A]
19	H411.100.620.100	2	Pressure Hose	[D]
22	H926.103.620.031	1	Pressure Hose	Replace and repair. Old interchangeable with new H926103620030

**FOOTNOTE [A]** REGULATOR**FOOTNOTE [B]** SPEED RESTRICTOR**FOOTNOTE [C]** CONTROL**FOOTNOTE [D]** SELECTOR RAM

1-WG94-002-A

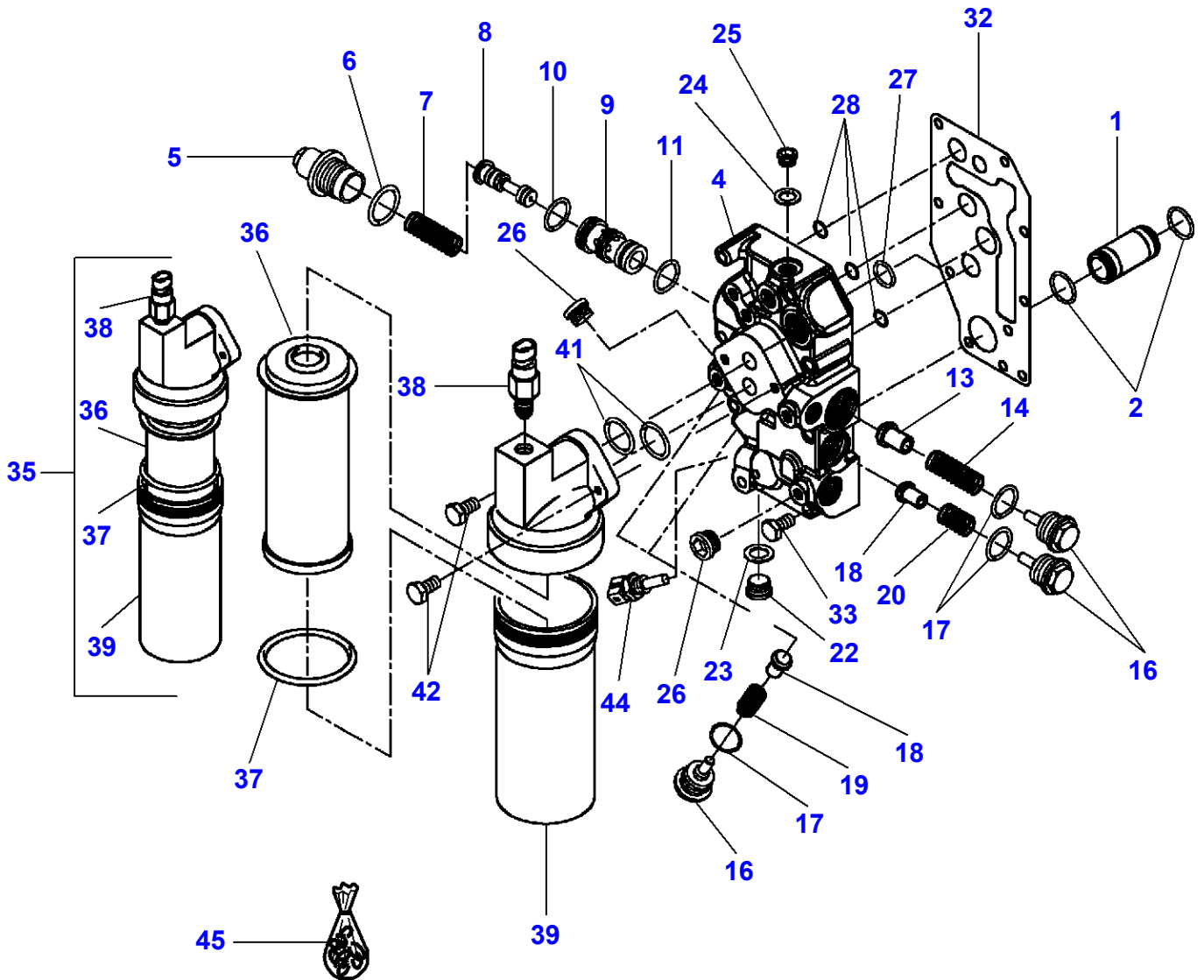


**Hydraulic Circuit - Transmission**

<b>Item</b>	<b>Part Number</b>	<b>Qty</b>	<b>Description</b>	<b>Comments</b>
1	H916.100.620.130	1	Pressure Hose	[A]
2	X530.014.200.000	3	Circlip	Diameter 16 X 1,2
5	H916.101.620.020	1	Pipe	[A]
6	X592.501.300.000	2	Thread. Part	
7	238.950.010.010	2	Clip	
8	X485.013.105.000	2	Hex Cap Screw	M10 X 25
9	X450.907.508.000	2	Disc	
10	H916.100.620.142	1	Pressure Hose	[B]
11	H916.100.620.061	1	Pipe	[B]
12	205.950.010.340	1	Banjo Bolt	
13	X542.541.001.000	1	Seal	
15	H916.100.620.121	1	Pressure Hose	[C]

**FOOTNOTE [A]** FEED SUPPLY**FOOTNOTE [B]** OUTPUT**FOOTNOTE [C]** HOUSING

1-WG85-003-A

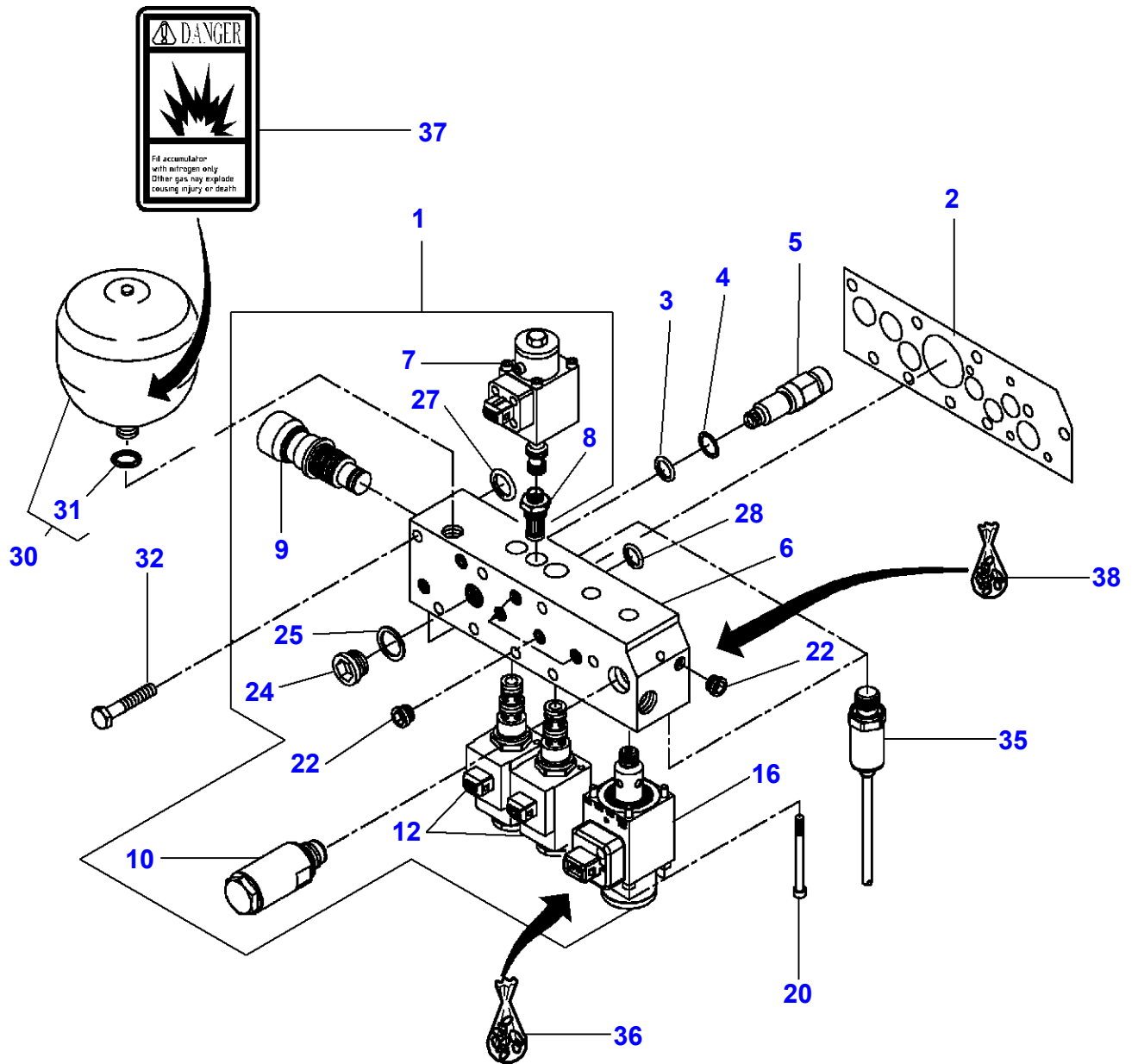


## Hydraulic Valve Block - Pressure Filter

Item	Part Number	Qty	Description	Comments
1	916.100.600.220	1	Pipe	
2	X548.871.400.000	2	O Ring	Diameter 24 X 2,5
4	G931.100.600.020	1	Valve Block	[A]
5	395.100.600.040	1	Sleeve	(4)
6	X548.881.466.000	1	O Ring	(4)
				Diameter 28 X 3
7	916.100.600.030	1	Comp.Spring	(4)
8	916.100.600.061	1	Piston	(4)
9	718.100.600.080	1	Cartridge	(4)
10	X548.871.466.000	1	O Ring	(4)
				Diameter 24 X 2,5
11	X548.870.566.000	1	O Ring	(4)
				Diameter 23,3 X 2,4
13	718.100.600.070	1	Cone	(4)
14	718.100.600.040	1	Comp.Spring	(4)
16	916.100.600.100	4	Screw	(4)
17	X548.868.866.000	4	O Ring	(4)
				Diameter 22,2 X 3
18	514.100.600.080	3	Cone	(4)
19	916.100.600.050	2	Comp.Spring	(4)
20	514.100.600.090	1	Comp.Spring	(4)
22	X483.801.600.000	1	Screw	(4)
				M18
23	X540.005.478.000	1	Ring	(4)
				Diameter 18 X 22
24	X540.004.278.000	1	Ring	(4)
				Diameter 14 X 20
25	X483.800.800.000	1	Plug	(4)
				M14
26	X483.900.000.000	5	Screw	(4)
				M10
27	X548.857.366.000	1	O Ring	18,72X2,62
28	X548.829.200.000	3	O Ring	Diameter 11 X 3
32	916.100.600.210	1	Gasket	
33	X486.528.705.000	8	Screw	M8 X 60
35	G916.100.600.044	1	Filter	
36	<b>F916.100.600.010</b>	1	Filter Element	(35)
37	<b>X548.960.666.000</b>	1	O Ring	(35)
				Diameter 76 X 2,5
38	<b>F916.100.600.041</b>	1	Switch	(35)
39	F916.100.600.030	1	Housing	(35)
41	X548.881.466.000	2	O Ring	Diameter 28 X 3
42	X487.528.105.000	2	Screw	M8 X 30
44		1	Temp. Sensor	See Page - Reference Number 090-0070/38
45	F718.100.600.010	1	Kit, Joint	(4)

FOOTNOTE [A] ORDER + 916 100 600 210

1-WG86-008-B



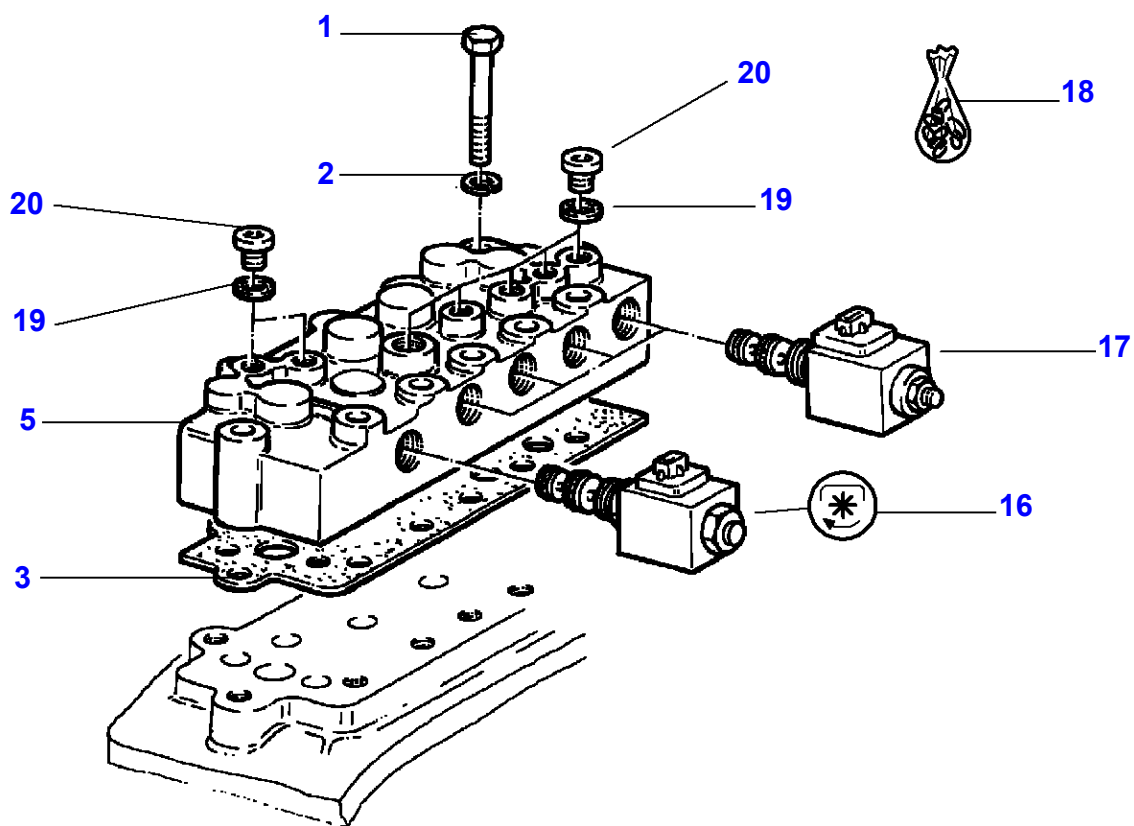
Hydraulic Valve Block

Item	Part Number	Qty	Description	Comments
1	G931.100.600.010	1	Valve Block	[A]
2	916.100.600.201	1	Gasket	
3	X548.809.016.000	2	O Ring	
4	X566.300.600.000	2	Backup Ring	
5	716.100.600.091	2	Union	
6		1	Body	Not serviced,order REF.1
7	<b>G916.100.600.142</b>	1	Solenoid Valve	[B]
8	G916.100.600.180	1	Insert Element	
9	G916.101.600.020	1	Discharge Valve	
10	G718.100.600.113	1	Slave Cylinder	
12	<b>G312.100.600.110</b>	2	Directional Valv	[C]
16	<b>G716.100.600.122</b>	1	Discharge Valve	[D]
20	F716.100.600.040	4	Hex Cap Screw	
22	X483.900.000.000	6	Screw	
24	X483.801.200.000	1	Screw	
25	X540.004.878.000	1	Ring	
27	X548.829.200.000	1	O Ring	
28	X548.813.100.000	4	O Ring	
30	H916.100.600.010	1	Pressure Tank	
31	X566.006.800.000	1	Usit Ring	(30)
32	X486.528.705.000	7	Screw	
35		1	Transmitter	See Page - Reference Number 090-0070/25
36	F716.100.600.100	1	Kit, Joint	
37	3777021M3	1	Decal	
38	F916.101.600.010	1	Kit, Joint	

FOOTNOTE [A] ORDER + 916 100 600 201  
FOOTNOTE [B] EMERGENCY CONTROL  
FOOTNOTE [C] GROUP GEAR SHIFTING  
FOOTNOTE [D] CLUTCH



1-WG91-003-A

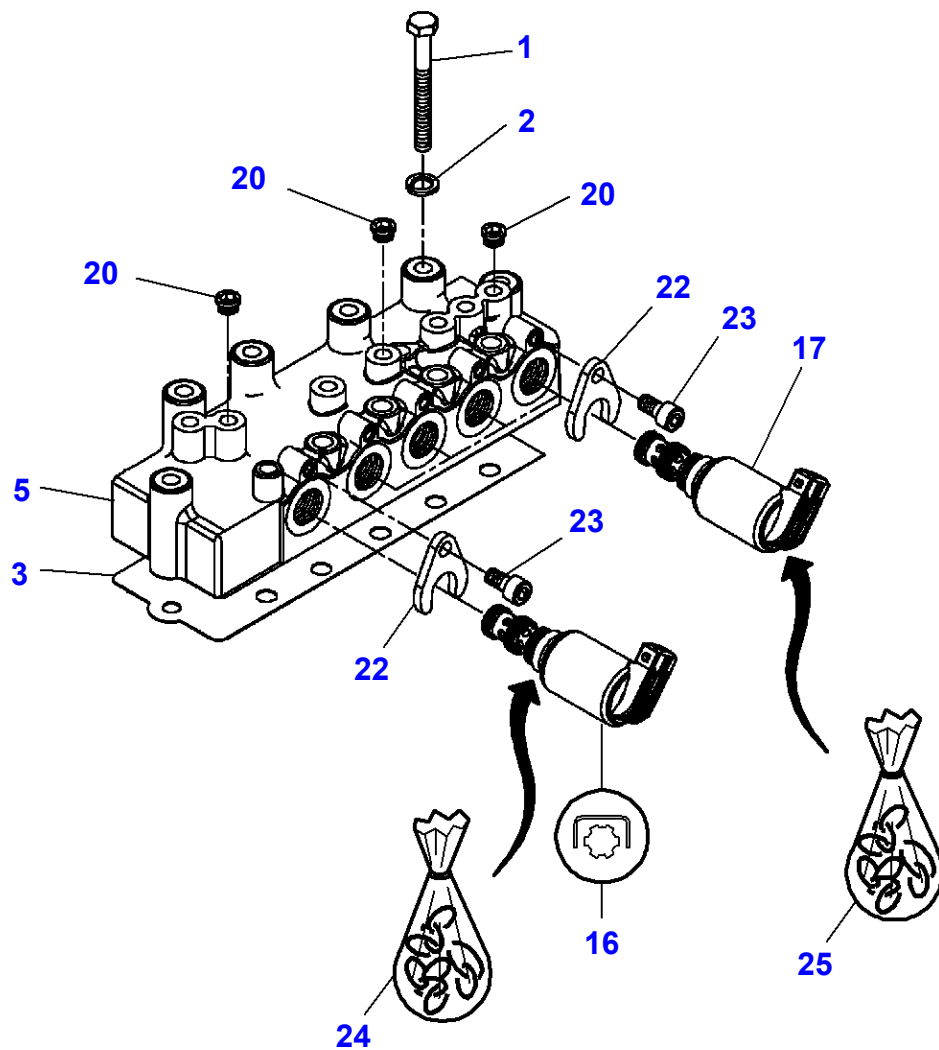


**Massey Ferguson****MF 8650 TRACTOR - 3906210****3906210****Hydraulic Valve Block - Solenoid Valve****Page070-0190**

<b>Item</b>	<b>Part Number</b>	<b>Qty</b>	<b>Description</b>	<b>Comments</b>
1	X486.529.005.000	12	Screw	M8X70
2	X520.803.901.000	12	Lock Washer	
3	822.100.600.021	1	Gasket	
5	G931.150.600.100	1	Valve Block	
16	<b>G716.150.200.060</b>	1	Valve	(5)
17	<b>G411.151.600.020</b>	4	Directional Valv	[A,B] (5)
18		1	Kit,Joint/Gasket	[C] (5)
19	X540.003.078.000	7	Seal	(5)
20	X483.800.000.000	7	Screw	(5)

**FOOTNOTE [A]** DIFFERENTIAL LOCK**FOOTNOTE [B]** POWER TAKE OFF 1000**FOOTNOTE [C]** NOT DEAILLE BY THE SUPPLIER TO ORDER THE UNIT

1-WG91-004-A



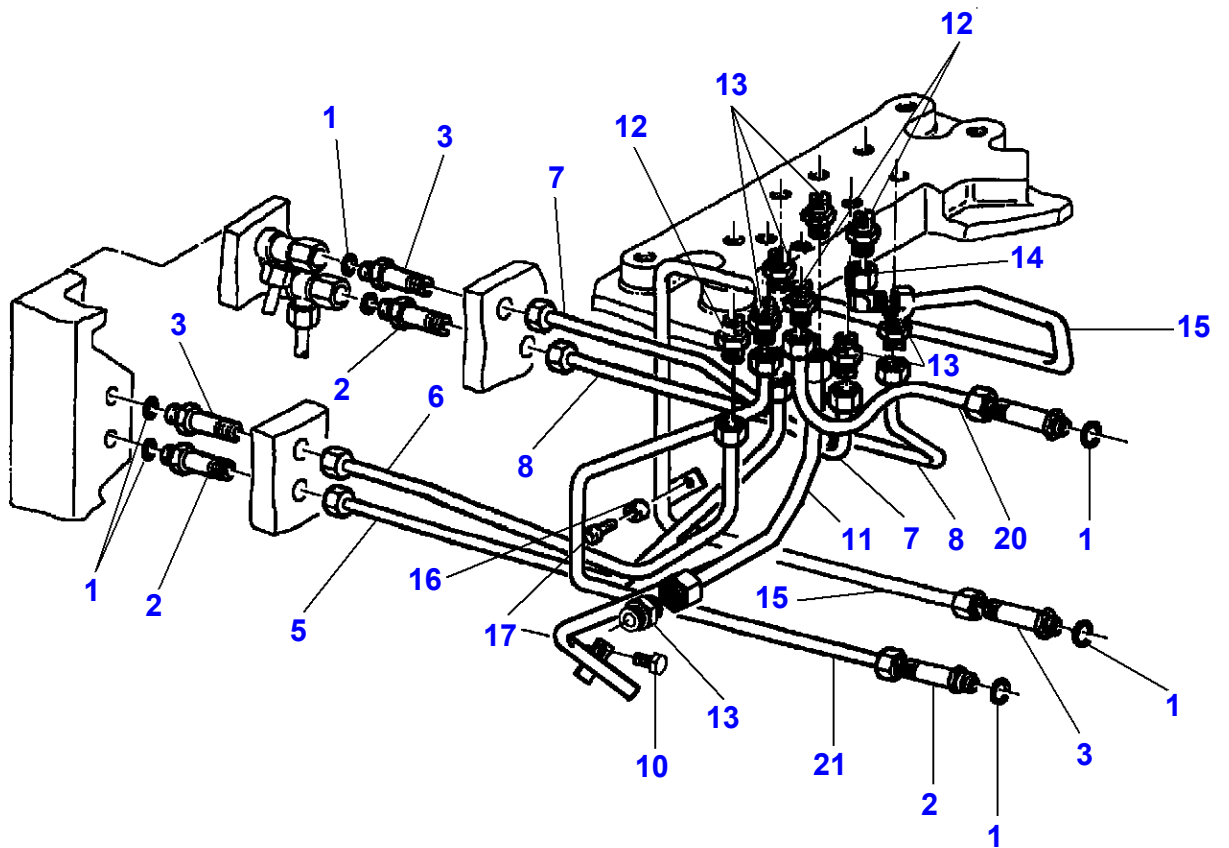
## Hydraulic Valve Block - Solenoid Valve - Fixing By Supports

Item	Part Number	Qty	Description	Comments
1	X486.529.005.000	12	Screw	M8X70
2	X520.803.901.000	12	Lock Washer	
3	822.100.600.021	1	Gasket	
5	G931.150.600.110	1	Valve Block	
16	<b>F339.150.600.010</b>	1	Solenoid Valve	(5)
17	G931.150.600.020	4	Solenoid Valve	[A,B] (5)
20	X483.900.000.000	7	Screw	(5)
22	F339.150.600.040	5	Retaining Plate	(5)
23	X485.009.405.000	5	Hex Cap Screw	(5)
24	<b>F339.150.600.030</b>	X	Kit, Joint	
25	<b>F931.150.600.010</b>	X	Kit, Joint	

FOOTNOTE [A] DIFFERENTIAL LOCK

FOOTNOTE [B] POWER TAKE OFF 1000

1-WG93-002-A

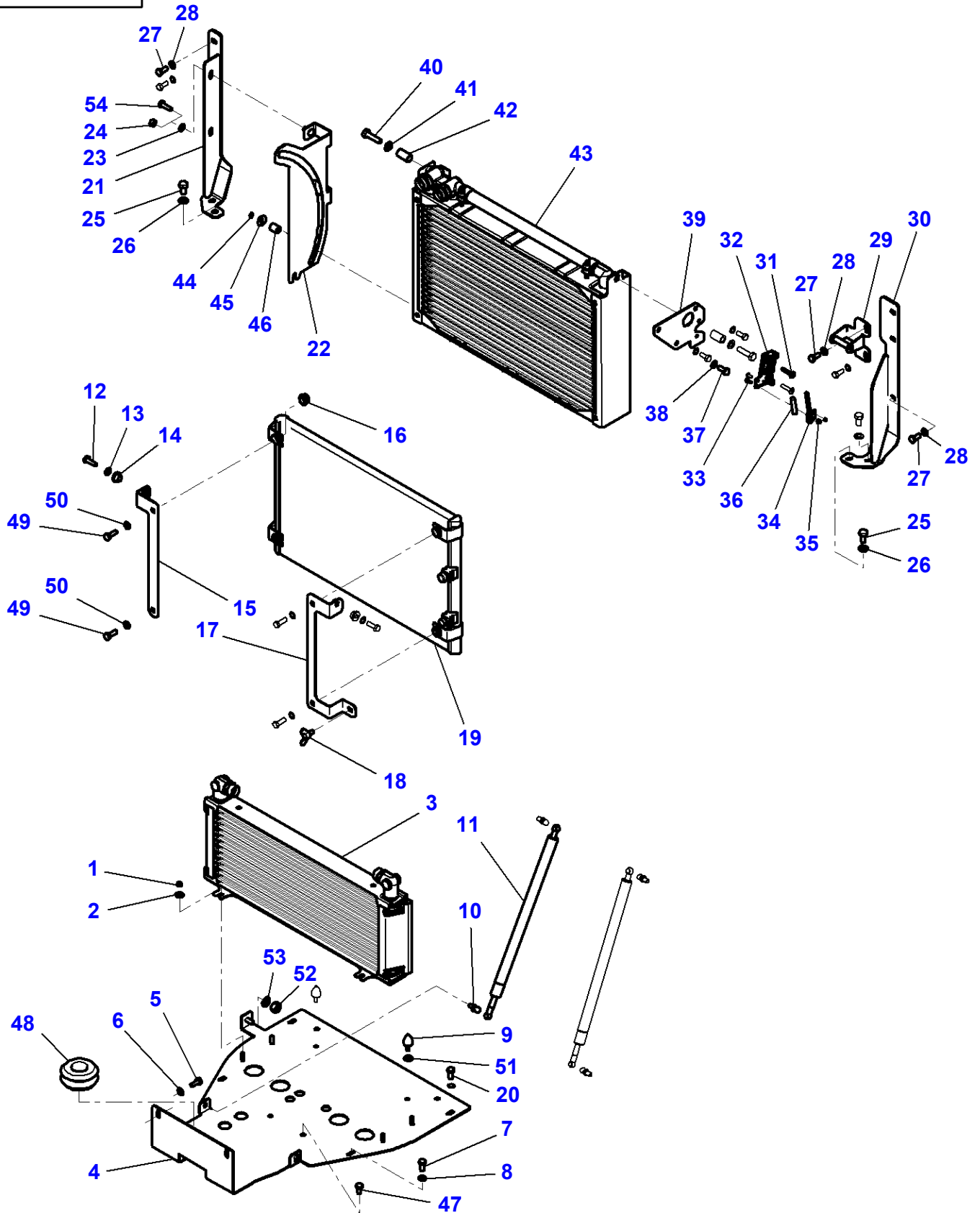


**Massey Ferguson****MF 8650 TRACTOR - 3906210****3906210****Hydraulic Valve Block - Hydraulic Lines****Page070-0200**

<b>Item</b>	<b>Part Number</b>	<b>Qty</b>	<b>Description</b>	<b>Comments</b>
1	X548.830.066.000	7	O Ring	Diameter 11,3 X 2,4
2	716.150.620.060	4	Union	
3	822.100.620.310	3	Union	
5	H926.150.620.200	1	Tube	
6	H926.150.620.210	1	Tube	
7	H926.150.620.240	1	Tube	
8	H926.150.620.230	1	Tube	
10	X487.527.305.000	1	Screw	M8 X 10
11	H931.150.620.220	1	Tube	
12	X592.501.200.000	3	Thread. Part	
13	X592.501.100.000	6	Thread. Part	
14	X584.316.900.000	1	Union	
15	H931.150.620.260	1	Tube	
16	822.100.620.320	1	Bush	
17	X493.618.705.000	1	Screw	M12 X 25
20	H916.100.620.270	1	Tube	
21	H916.100.620.280	1	Tube	

MF 8650 TRACTOR - 3906210  
1-WP19-076-D

1-WP19-076-D



## Oil Cooler

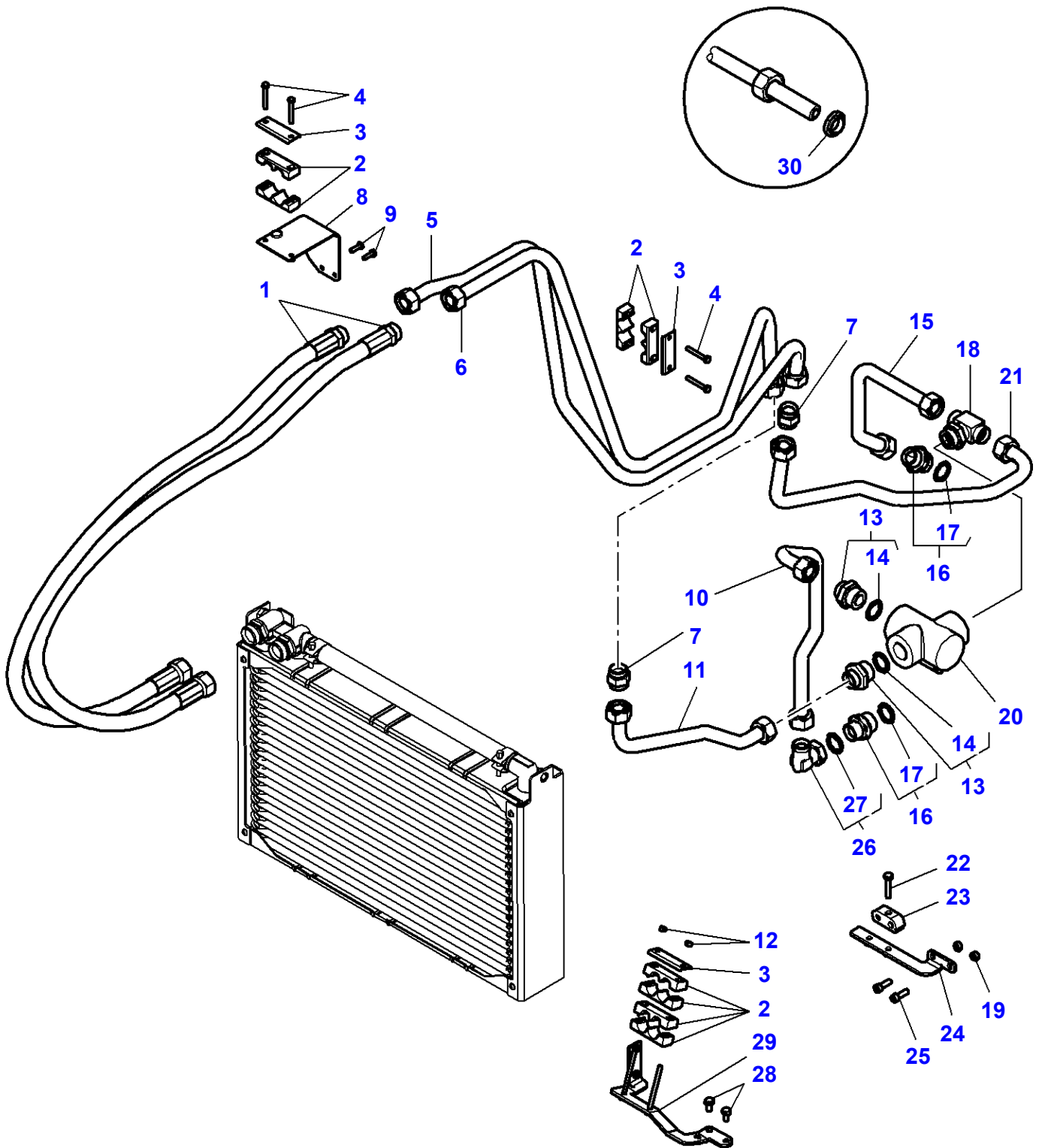
Item	Part Number	Qty	Description	Comments
1	339030X1	4	Nut	
2	391038X1	4	Flat Washer	
3	4287707M2	1	Oil Cooler	
4	4285777M3	1	Shield	
5	339123X1	2	Hex Cap Screw	M8 X 20
6	390972X1	2	Flat Washer	
7	339123X1	4	Hex Cap Screw	M8 X 20
8	390972X1	4	Flat Washer	
9	4294619M1	2	Pad	
10	4286647M1	4	Toggle	
11	4287709M2	2	Ram	
12	339761X1	2	Hex Cap Screw	M8 X 25
13	390972X1	2	Flat Washer	
14	4279993M1	2	Spacer	
15	4294805M2	1	Support	
16	3019124X1	4	Nut	M8
17	4294806M1	1	Support	
18	339107X1	1	Wing Screw	M8 X 16
19	4290397M2	1	Condenser	
20	339123X1	2	Hex Cap Screw	M8 X 20
21	4297908M1	1	Reinforcement	
22	4297909M2	1	Guide	
23	390972X1	2	Flat Washer	
24	339169X1	2	Nut	Up to Serial or Engine Number 13-SEP-2009 M8
25	3009491X1	4	Hex Cap Screw	M10 X 20
26	390734X1	4	Flat Washer	
27	339123X1	8	Hex Cap Screw	
28	390972X1	8	Flat Washer	
29	4290392M1	1	Hook	
30	4285779M1	1	Reinforcement	
31	3011842X1	2	Screw	M6 X 30
32	4279297M1	1	Latch	
33	3010351X1	2	Screw	M4 X 12
34	4287230M1	1	Lever	
35	3019139X1	2	Nut	M4
36	4282653M1	1	Plug	
37	339123X1	3	Hex Cap Screw	
38	390972X1	3	Flat Washer	
39	4287229M1	1	Support	
40	3009493X1	2	Hex Cap Screw	M10 X 30
41	390734X1	2	Flat Washer	
42	4279994M1	2	Spacer	
43	4285539M1	1	Oil Cooler	
44	1440522X1	1	Circlip	
45	391039X1	1	Flat Washer	
46	4282136M1	1	Spacer	Diameter 8-15 x 16
47	339228X1	2	Hex Cap Screw	M8 X 12
48	4289046M1	2	Plug	[A] Diameter 32 MM
49	391990X1	4	Hex Socket Screw	M8 X 25
50	390972X1	4	Flat Washer	
51	1440309X1	2	Washer Metric	
52	339169X1	1	Nut	
53	390972X1	1	Flat Washer	
54	339123X1	2	Hex Cap Screw	From Serial or Engine Number 14-SEP-2009 M8 X 20

FOOTNOTE [A] WITHOUT FRONT PTO



MF 8650 TRACTOR - 3906210  
1-WP19-073-A

1-WP19-073-A



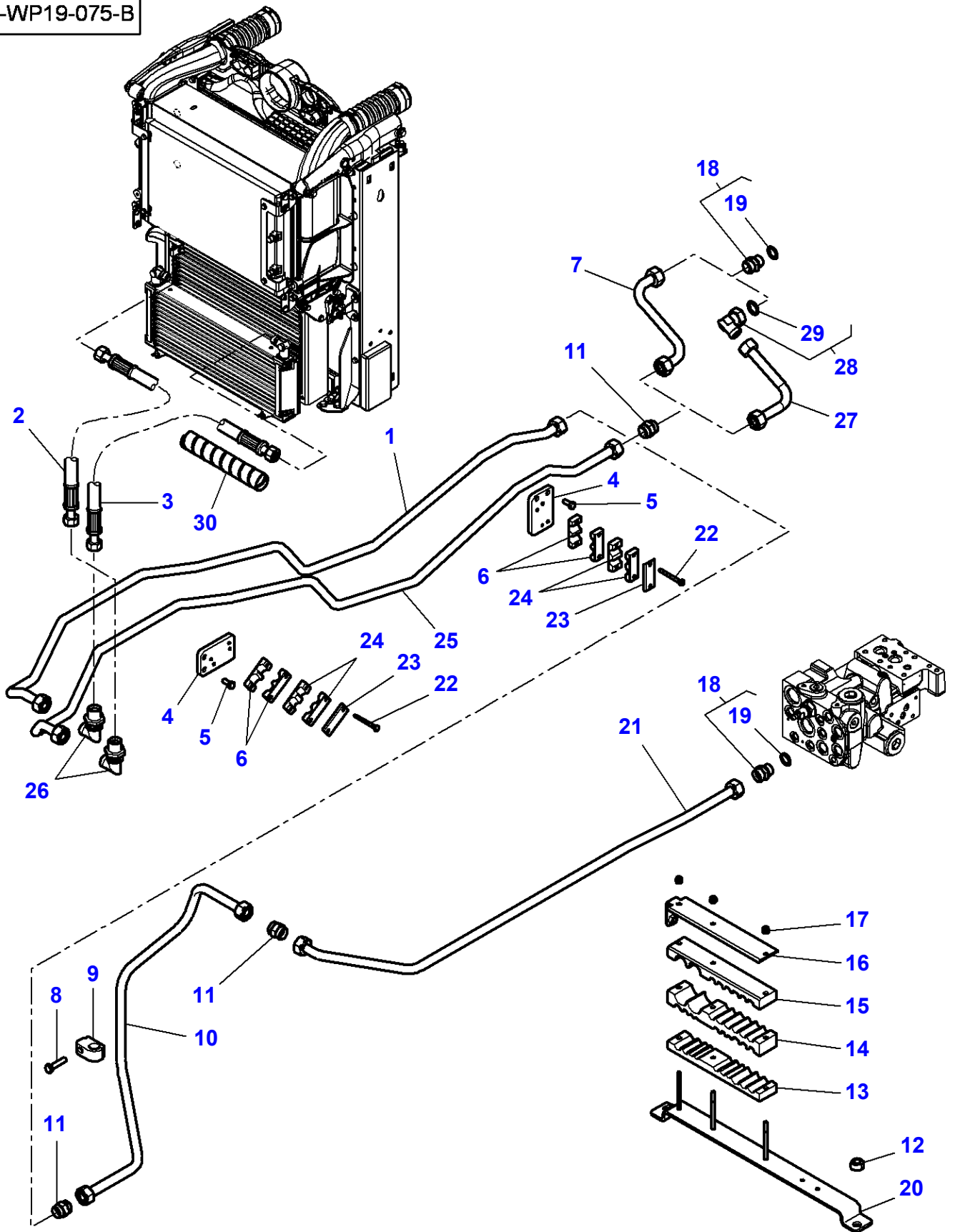
Oil Cooler

Item	Part Number	Qty	Description	Comments
1	4291348M2	2	Hydr. Hose	Length 1620MM
2	3786069M2	8	Bridle	
3	4291349M1	3	Plate	
4	391244X1	4	Hex Cap Screw	M6 X 45
5	4295709M2	1	Tube	[A]
6	4295710M2	1	Tube	[A]
7	3011222X1	2	Union	
8	4295357M1	1	Support	
9	339666X1	2	Hex Cap Screw	M6 X 20
10	4291341M1	1	Tube	[A]
11	4295575M2	1	Tube	[A]
12	339030X1	2	Nut	
13	3011639X91	2	Union	
14	3011037X1	1	Seal	(13)
15	4291342M1	1	Tube	[A]
16	3011533X91	2	Union	
17	3011037X1	1	Seal	(16)
18	4279820M1	1	Union	
19	339169X1	2	Nut	
20	4278849M1	1	Vane	
21	4295573M2	1	Tube	[A]
22	339010X1	1	Hex Cap Screw	M8 X 40
23	4294808M1	1	Bridle	
24	4294800M2	1	Support	
25	391990X1	2	Hex Socket Screw	M8 X 25
26	3011593X91	1	Union	
27	3011063X1	1	O Ring	(26)
28	339124X1	2	Hex Cap Screw	M8 X 16
29	4294264M3	1	Support	
30	3011809X1	X	Bush	

FOOTNOTE [A] SEE DIAGRAM FOR THE DETAIL OF THE ENDS OF TUBE

MF 8650 TRACTOR - 3906210  
1-WP19-075-B

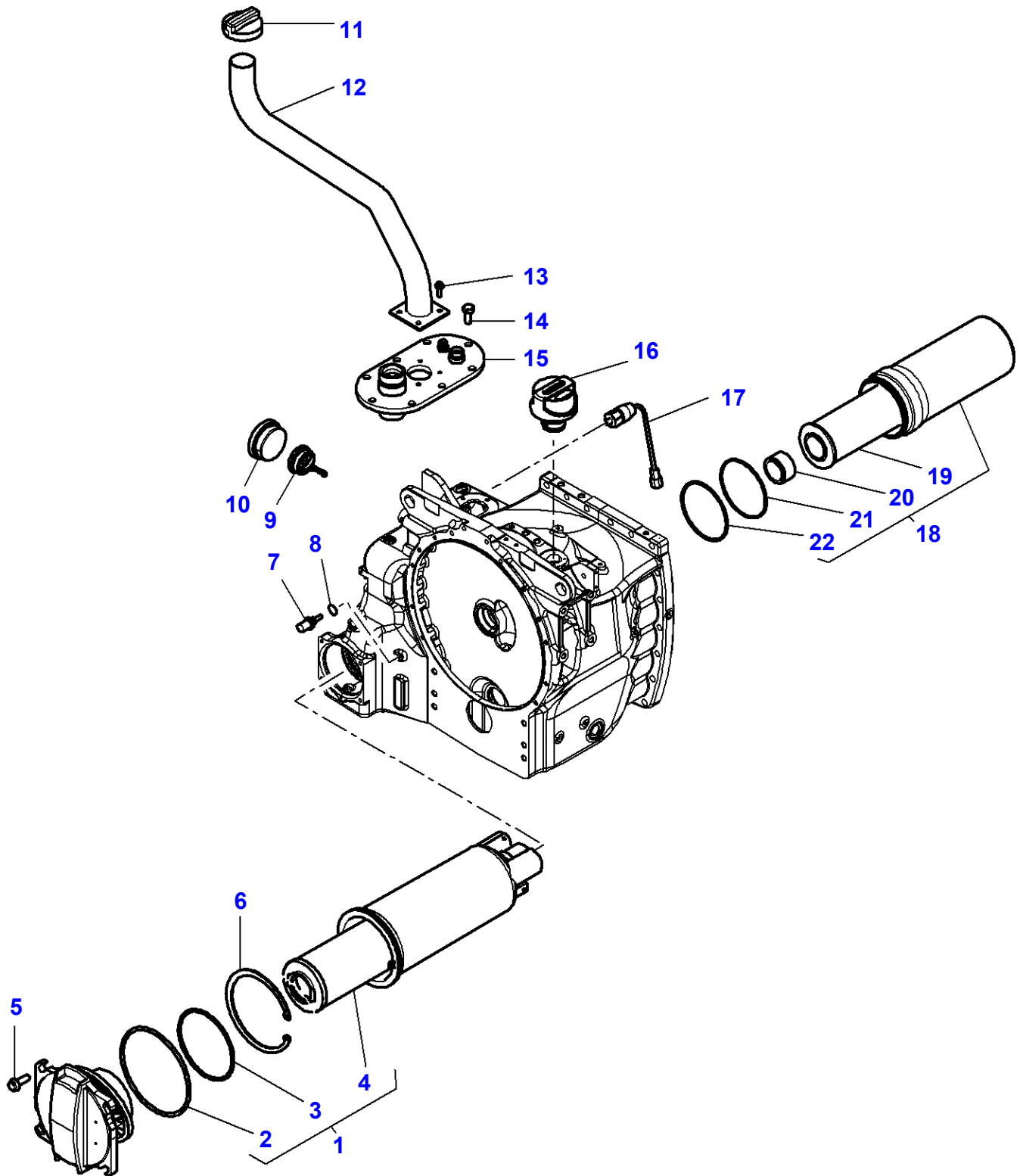
1-WP19-075-B



## Oil Cooler - Auxiliary Hydraulics

Item	Part Number	Qty	Description	Comments
1	4288528M2	1	Tube	
2	4297184M2	1	Hydr. Hose	Length 580MM
3	4297184M2	1	Hydr. Hose	Length 580MM
4	4290227M1	2	Support	
5	339123X1	4	Hex Cap Screw	M8 X 20
6	4291683M1	4	Bridle	
7	4288532M1	1	Tube	Up to Serial or Engine Number U145032
8	339009X1	1	Hex Cap Screw	M8 X 35
9	4288536M1	1	Bridle	
10	4291694M3	1	Tube	
11	3011032X1	3	Union	
12	3009695X1	2	Nut	
13	4291687M4	1	Bridle	
14	4291690M4	1	Bridle	
15	4291691M1	1	Bridle	
16	4291692M2	1	Plate	
17	1441500X1	3	Top Locknut	
18	3011053X91	2	Union	
19	F916.961.020.160	1	O Ring	(18)
20	4291686M2	1	Support	
21	4288537M2	1	Tube	
22	1440922X1	4	Hex Cap Screw	M6 X 60
23	4292819M1	2	Plate	
24	4290226M1	4	Bridle	
25	4288529M2	1	Tube	
26	3011594X1	2	Union	
27	4348213M1	1	Tube	From Serial or Engine Number U145033
28	3011086X91	1	Union	From Serial or Engine Number U145033
29	3011148X1	1	O Ring	(28)
30	4282254M1	2	Sheath	Length 200MM

1-WP27-034-A

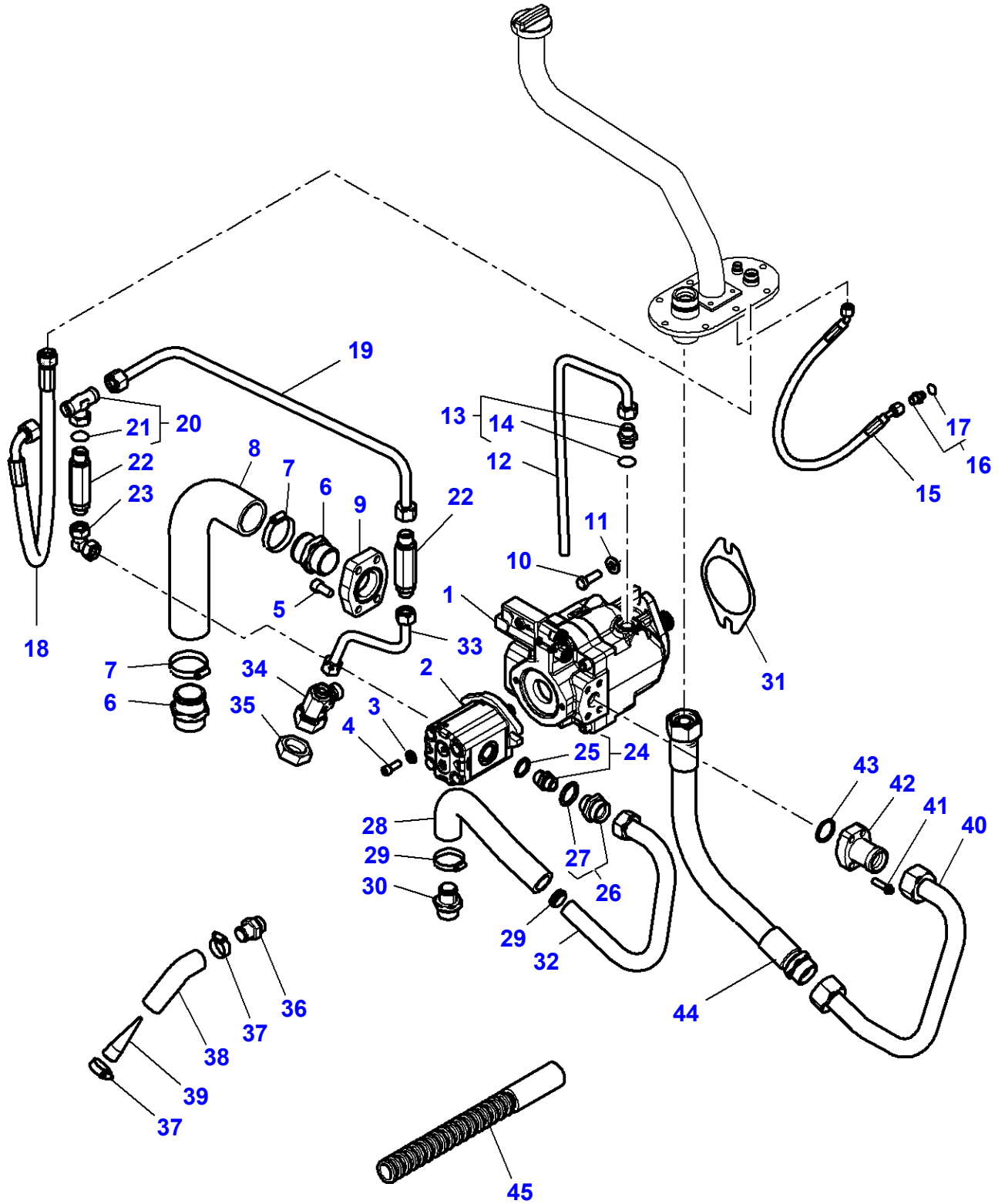


## Auxiliary Hydraulics

Item	Part Number	Qty	Description	Comments
1	4289987M91	1	Filter	
2	4289985M1	1	O Ring	(1) Diameter 139,07 X 5,33
3	4289986M1	1	O Ring	(1) Diameter 132,94 X 3,53
4	<b>4285174M1</b>	1	Filter Element	(1)
5	3010236X1	4	Carriage Bolt	M10 X 30
6	3015481X1	1	Snapping	
7	<b>3618249M1</b>	1	Inductive Sensor	
8	1440012X1	1	Seal	Diameter 14X20X1,5
9	4297696M1	1	Non Return Valve	Replace and repair. Old not interchangeable with new 4288618M1
10	4288617M1	1	Plug	
11	4270963M1	1	Tank Cap	
12	4291009M1	1	Tube	
13	3009183X1	4	Carriage Bolt	M6 X 20
14	3009492X1	8	Hex Cap Screw	10 X 25
15	4291619M1	1	Support	
16	<b>4285858M1</b>	1	Breather	
17	<b>3789379M1</b>	1	Indicator	
18	4289988M91	1	Filter	
19	<b>4289990M1</b>	1	Air Filter	(18)
20	4288621M1	1	Spacer	(18)
21	4289992M1	1	Bush	(18) Diameter 100,5 X 2,55
22	4289991M1	1	O Ring	(18) Diameter 102 X 3

MF 8650 TRACTOR - 3906210  
1-WP27-030-B

1-WP27-030-B



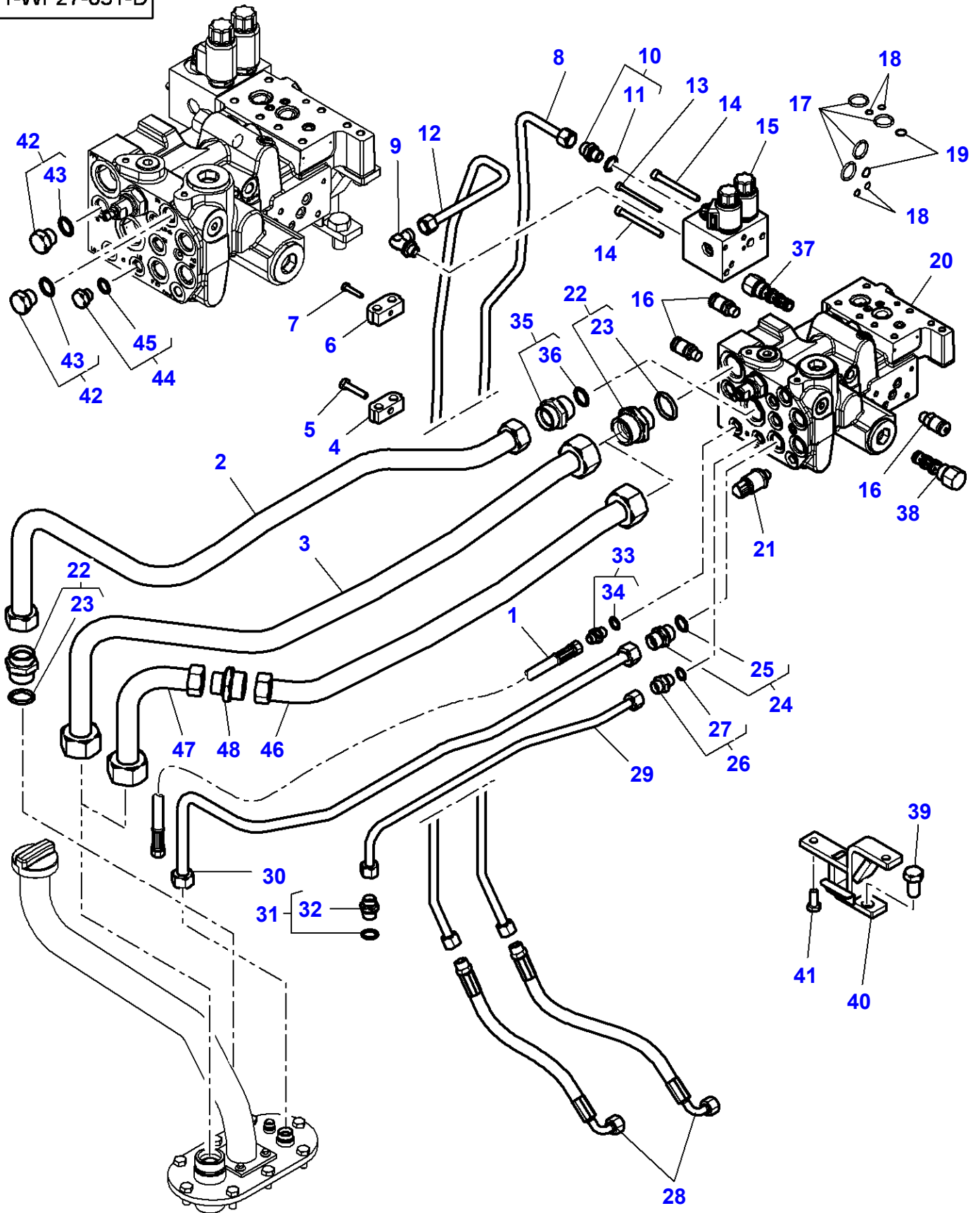
Auxiliary Hydraulics

Item	Part Number	Qty	Description	Comments
1	4299408M1	1	Pump	75cc Replace and repair. Old not interchangeable with new 4281768M1
2	4285179M1	1	Pump	22cc
3	385362X1	2	Flat Washer	
4	357740X1	2	Screw Unc	3/8-16X25
5	357908X1	4	Screw	1/2-13X1
6	4289998M1	2	Union	
7	338618X1	2	Hose Clip	Diameter 50-70
8	4290000M1	1	Hose	
9	4291616M1	1	Bridle	
10	3019863X1	2	Hex Cap Screw	M12 X 35
11	338686X1	2	Flat Washer	
12	4276668M2	1	Tube	
13	3011059X91	1	Union	
14	70921886	1	O Ring	(13)
15	4299349M2	1	Hydr. Hose	Length 610MM
16	3011314X91	1	Union	
17	831495M1	1	O Ring	(16)
18	4299348M1	1	Hydr. Hose	Length 730MM
19	4287294M1	1	Tube	
20	3012127X91	1	Union	
21	3011147X1	1	O Ring	(20)
22	4287293M1	2	Non Return Valve	
23	4291629M1	1	Union	
24	3011059X91	1	Union	
25	70921886	1	O Ring	(24)
26	3011582X91	1	Union	
27	835025M1	1	O Ring	(26)
28	4291350M1	1	Hose	
29	338616X1	2	Hose Clip	Diameter 32-50
30	4291630M1	1	Union	
31	816.940.010.010	1	Sump Gasket	
32	4291631M1	1	Tube	
33	4291628M1	1	Tube	
34	G931.860.061.010	1	T-Piece	
35	<b>H931.860.061.170</b>	1	Suction Filter	
36	931.860.061.110	1	Intake Stack	
37	338615X1	2	Hose Clip	
38	931.860.061.120	1	Bend	
39	<b>H178.950.010.040</b>	1	Pre-Filter	
40	4291622M1	1	Tube	
41	372941X1	4	Screw	3/8-16X1,25
42	4291635M2	1	Bridle	
43	359305X1	1	O Ring	
44	4299350M1	1	Hydr. Hose	Length 550MM
45	4299351M1	1	Protective Strip	Length 343MM
	4299352M1	1	Protective Strip	Length 301MM



MF 8650 TRACTOR - 3906210  
1-WP27-031-D

1-WP27-031-D

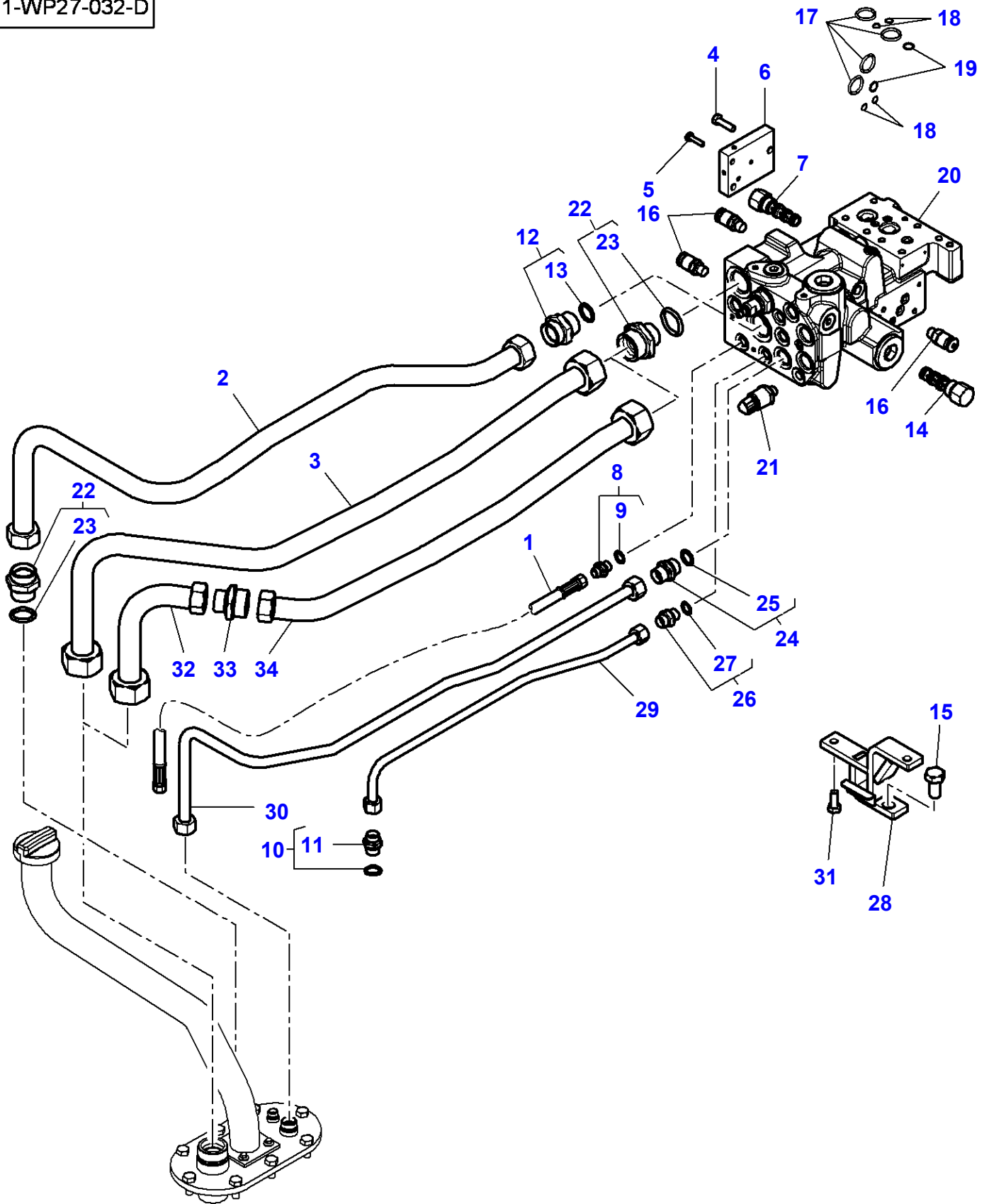


## Auxiliary Hydraulics - With Trailer Braking

Item	Part Number	Qty	Description	Comments
1	4347153M1	1	Hydr. Hose	Replace and repair. Old not interchangeable with new 4291623M4
2	4291617M2	1	Tube	
3	4291621M2	1	Tube	Up to Serial or Engine Number U021087
4	3783121M1	1	Bridle	
5	339010X1	1	Hex Cap Screw	M8 X 40
6	4295424M1	1	Support	
7	339262X1	1	Hex Cap Screw	M6 X 30
8	4295294M1	1	Tube	
9	4272177M1	1	Union	
10	3011049X91	1	Union	
11	3015162X1	1	O Ring	(10)
12	4295295M1	1	Tube	
13	3014117X1	1	Screw	M6 X 80
14	3009290X1	2	Screw Metric	M8 X 80
15	4293894M2	1	Block	
16	<b>3785665M1</b>	3	Pressure Intake	Up to Serial or Engine Number U030000
17	3014125X1	4	O Ring	Diameter 22 X 3,5
18	3014123X1	5	O Ring	Diameter 8,5 X 1,5
19	3014124X1	4	O Ring	Diameter 12 X 2
20	4291637M2	1	Valve Block	
21	<b>4289997M1</b>	1	Transducer	
22	3011988X91	2	Union	
23	3011062X1	1	O Ring	(22)
24	3011961X91	1	Union	
25	3015165X1	1	O Ring	(24)
26	3011049X91	1	Union	
27	3015162X1	1	O Ring	(26)
28	4295297M1	2	Hydr. Hose	
29	4291618M1	1	Tube	
30	4291624M2	1	Tube	
31	3011246X91	1	Union	
32	3015163X1	1	O Ring	(31)
33	3011299X91	1	Union	
34	F916.961.020.190	1	O Ring	(33)
35	3012138X91	1	Union	
36	3011062X1	1	O Ring	(35)
37	4289995M1	1	Valve	
38	4289996M1	1	Valve	
39	391269X1	1	Hex Cap Screw	M126 X 30
40	4282644M2	1	Support	
41	3009492X1	2	Hex Cap Screw	M10 X 25
42	3019643X91	2	Plug	
43	3019397X1	1	O Ring	(42)
44	3019639X91	1	Plug	
45	3019395X1	1	O Ring	(44)
46	4298167M1	1	Tube	From Serial or Engine Number U021088
47	4298166M1	1	Tube	From Serial or Engine Number U021088
48	3014439X1	1	Union	From Serial or Engine Number U021088

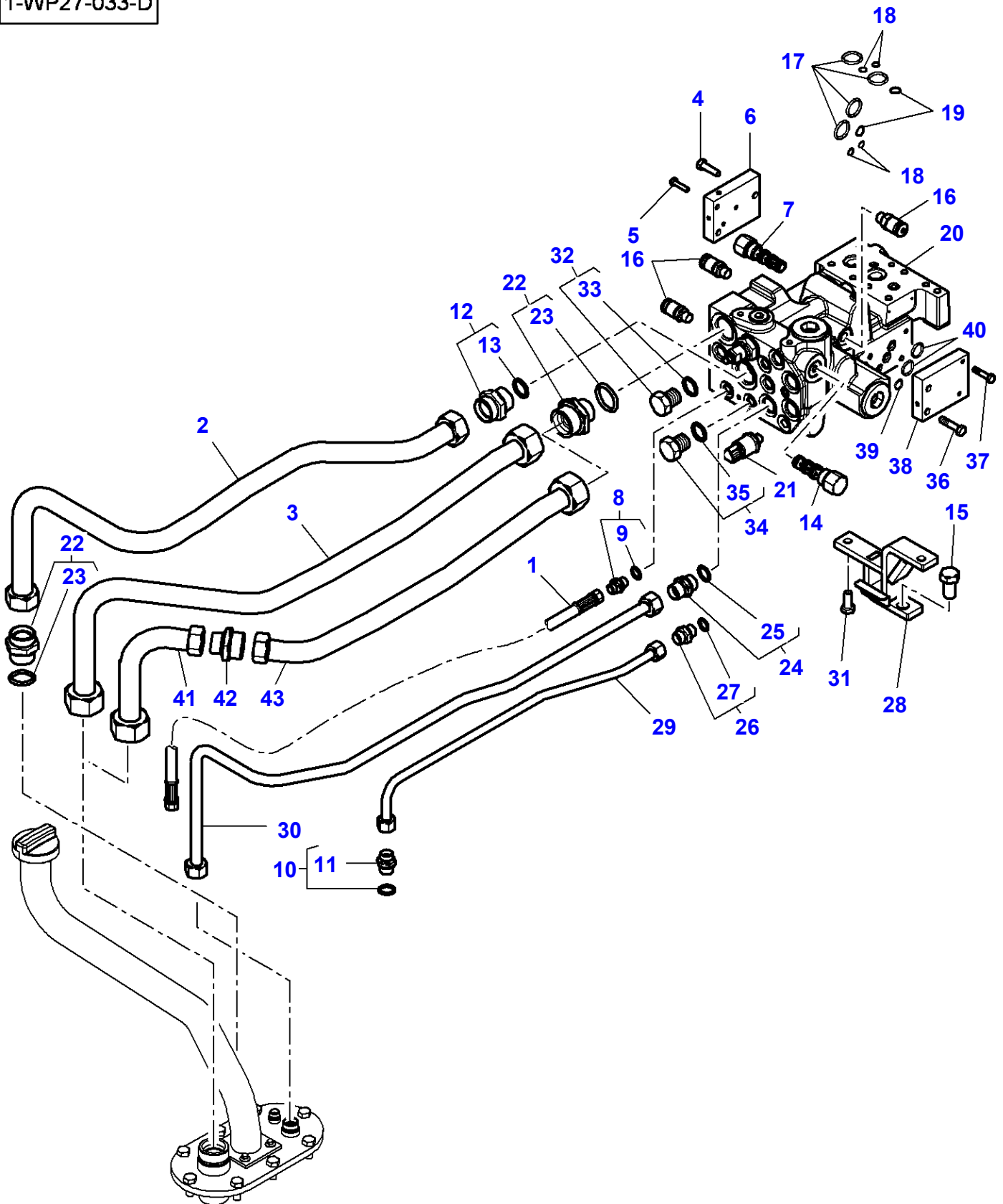
MF 8650 TRACTOR - 3906210  
1-WP27-032-D

1-WP27-032-D



Item	Part Number	Qty	Description	Comments
1	4347153M1	1	Hydr. Hose	Replace and repair. Old not interchangeable with new 4291623M4
2	4291617M2	1	Tube	
3	4291621M2	1	Tube	Up to Serial or Engine Number U021087
4	391921X1	2	Hex Cap Screw	M8 X 30
5	339804X1	1	Hex Cap Screw	M6 X 25
6	4281761M1	1	Plate	
7	4289995M1	1	Valve	
8	3011299X91	1	Union	
9	F916.961.020.190	1	O Ring	(8)
10	3011246X91	1	Union	
11	3015163X1	1	O Ring	(10)
12	3012138X91	1	Union	
13	3011062X1	1	O Ring	(12)
14	4289996M1	1	Valve	
15	391269X1	1	Hex Cap Screw	M126 X 30
16	<b>3785665M1</b>	3	Pressure Intake	Up to Serial or Engine Number U030000
17	3014125X1	4	O Ring	Diameter 22 X 3,5
18	3014123X1	5	O Ring	Diameter 8,5 X 1,5
19	3014124X1	4	O Ring	Diameter 12 X 2
20	4291637M2	1	Valve Block	
21	<b>4289997M1</b>	1	Transducer	
22	3011988X91	2	Union	
23	3011062X1	1	O Ring	(22)
24	3011961X91	1	Union	
25	3015165X1	1	O Ring	(24)
26	3011049X91	1	Union	
27	3015162X1	1	O Ring	(26)
28	4282644M2	1	Support	
29	4291618M1	1	Tube	
30	4291624M2	1	Tube	
31	3009492X1	2	Hex Cap Screw	M10 X 25
32	4298166M1	1	Tube	From Serial or Engine Number U021088
33	3014439X1	1	Union	From Serial or Engine Number U021088
34	4298167M1	1	Tube	From Serial or Engine Number U021088

1-WP27-033-D



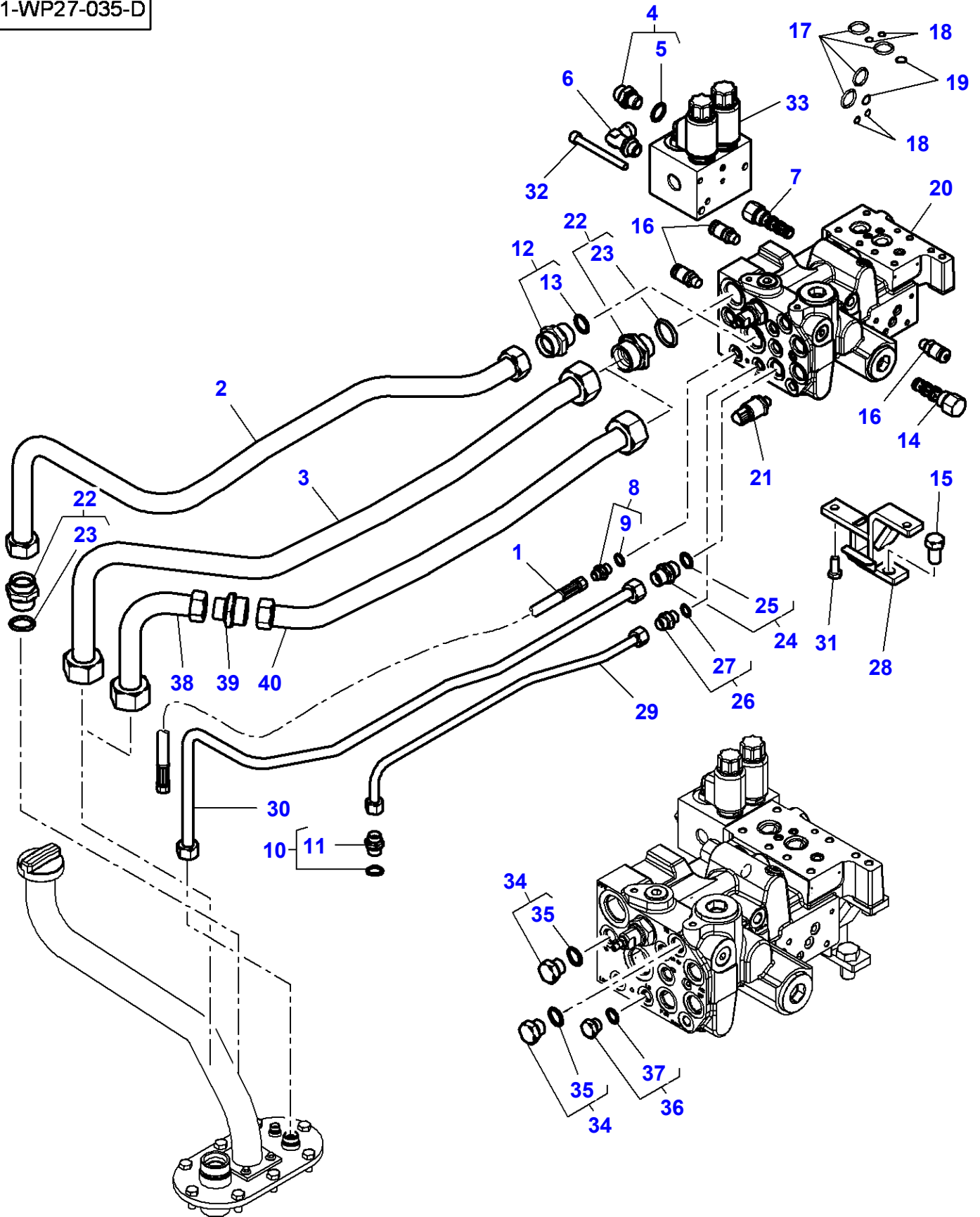
## Auxiliary Hydraulics

Item	Part Number	Qty	Description	Comments
1	4347153M1	1	Hydr. Hose	Replace and repair. Old not interchangeable with new 4291623M4
2	4291617M2	1	Tube	
3	4291621M2	1	Tube	Up to Serial or Engine Number U021087
4	391921X1	2	Hex Cap Screw	M8 X 30
5	339804X1	1	Hex Cap Screw	M6 X 25
6	4281761M1	1	Plate	
7	4289995M1	1	Valve	
8	3011299X91	1	Union	
9	F916.961.020.190	1	O Ring	(8)
10	3011246X91	1	Union	
11	3015163X1	1	O Ring	(10)
12	3012138X91	1	Union	
13	3011062X1	1	O Ring	(12)
14	4289996M1	1	Valve	
15	391269X1	1	Hex Cap Screw	M126 X 30
16	<b>3785665M1</b>	3	Pressure Intake	Up to Serial or Engine Number U030000
17	3014125X1	4	O Ring	Diameter 22 X 3,5
18	3014123X1	5	O Ring	Diameter 8,5 X 1,5
19	3014124X1	4	O Ring	Diameter 12 X 2
20	4291637M2	1	Valve Block	
21	<b>4289997M1</b>	1	Transducer	
22	3011988X91	2	Union	
23	3011062X1	1	O Ring	(22)
24	3011961X91	1	Union	
25	3015165X1	1	O Ring	(24)
26	3011049X91	1	Union	
27	3015162X1	1	O Ring	(26)
28	4282644M2	1	Support	
29	4291618M1	1	Tube	
30	4291624M2	1	Tube	
31	3009492X1	2	Hex Cap Screw	M10 X 25
32	3019643X91	1	Plug	[A]
33	3019397X1	1	O Ring	(32)
34	3019639X91	1	Plug	[A]
35	3019395X1	1	O Ring	(34)
36	391921X1	3	Hex Cap Screw	M8 X 30
37	339804X1	1	Hex Cap Screw	M6 X 25
38	4281760M1	1	Plate	
39	3014123X1	1	O Ring	Diameter 8.5 X 1.5
40	3014124X1	2	O Ring	Diameter 12 X 2
41	4298166M1	1	Tube	From Serial or Engine Number U021088
42	3014439X1	1	Union	From Serial or Engine Number U021088
43	4298167M1	1	Tube	From Serial or Engine Number U021088

FOOTNOTE [A] FRONT AXLE FIXED

MF 8650 TRACTOR - 3906210  
1-WP27-035-D

1-WP27-035-D

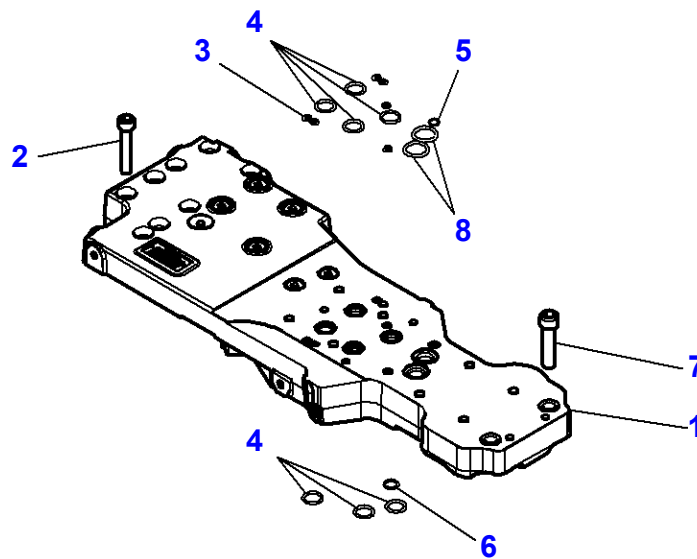
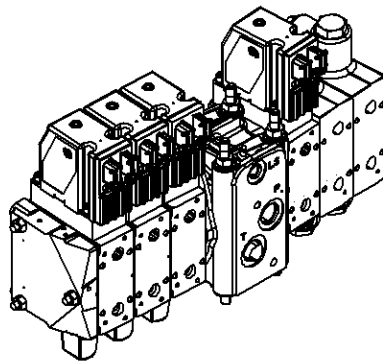


Item	Part Number	Qty	Description	Comments
1	4347153M1	1	Hydr. Hose	Replace and repair. Old not interchangeable with new 4291623M4
2	4291617M2	1	Tube	
3	4291621M2	1	Tube	Up to Serial or Engine Number U021087
4	3011049X91	1	Union	
5	3015162X1	1	O Ring	(4)
6	4272177M1	1	Union	
7	4289995M1	1	Valve	
8	3011299X91	1	Union	
9	F916.961.020.190	1	O Ring	(8)
10	3011246X91	1	Union	
11	3015163X1	1	O Ring	(10)
12	3012138X91	1	Union	
13	3011062X1	1	O Ring	(12)
14	4289996M1	1	Valve	
15	391269X1	1	Hex Cap Screw	M126 X 30
16	<b>3785665M1</b>	3	Pressure Intake	Up to Serial or Engine Number U030000
17	3014125X1	4	O Ring	Diameter 22 X 3,5
18	3014123X1	5	O Ring	Diameter 8,5 X 1,5
19	3014124X1	4	O Ring	Diameter 12 X 2
20	4291637M2	1	Valve Block	
21	<b>4289997M1</b>	1	Transducer	
22	3011988X91	2	Union	
23	3011062X1	1	O Ring	(22)
24	3011961X91	1	Union	
25	3015165X1	1	O Ring	(24)
26	3011049X91	1	Union	
27	3015162X1	1	O Ring	(26)
28	4282644M2	1	Support	
29	4291618M1	1	Tube	
30	4291624M2	1	Tube	
31	3009492X1	2	Hex Cap Screw	M10 X 25
32	3014117X1	1	Screw	M6 X 80
	3009290X1	2	Screw Metric	M8 X 80
33	4297990M2	1	Block	
34	3019643X91	2	Plug	[A]
35	3019397X1	1	O Ring	[A] (34)
36	3019639X91	1	Plug	[A]
37	3019395X1	1	O Ring	[A] (36)
38	4298166M1	1	Tube	From Serial or Engine Number U021088
39	3014439X1	1	Union	From Serial or Engine Number U021088
40	4298167M1	1	Tube	From Serial or Engine Number U021088

FOOTNOTE [A] FRONT AXLE FIXED



1-WP28-019-A

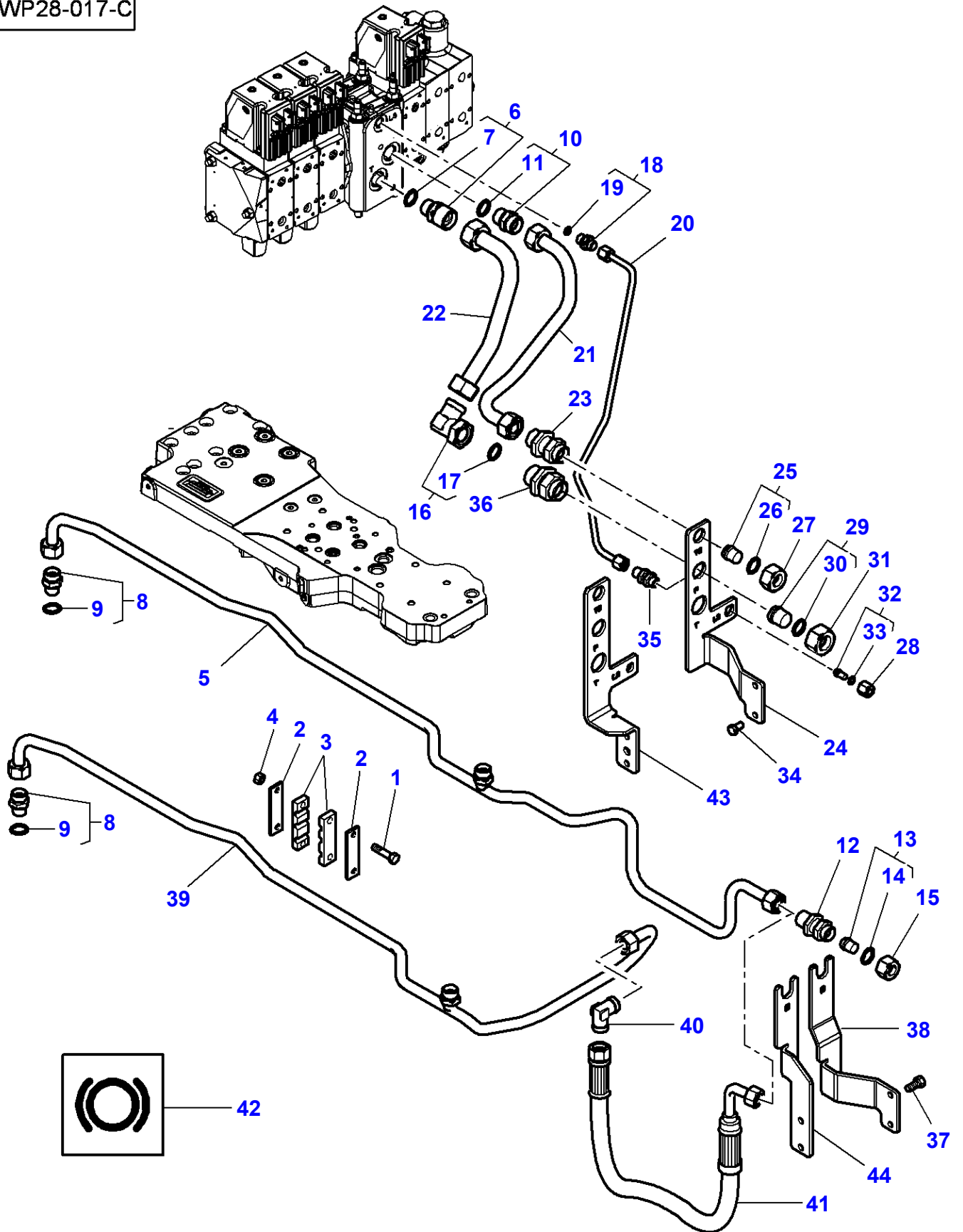


**Massey Ferguson****MF 8650 TRACTOR - 3906210****3906210****Auxiliary Distributors Installation - Without Front Loader****Page070-0250**

<b>Item</b>	<b>Part Number</b>	<b>Qty</b>	<b>Description</b>	<b>Comments</b>
1	4291636M1	1	Block	
2	1442869X1	8	Hex Socket Screw	M10 X 55
3	3011910X1	6	O Ring	Diameter 5 X 2MM
4	3011911X1	7	O Ring	Diameter 16 X 2,5MM
5	3014123X1	1	O Ring	Diameter 8,5 X 1,5MM
6	3014124X1	1	O Ring	Diameter 12 X 2MM
7	1440354X1	2	Screw Metric	M12 X 50
8	3014154X1	2	O Ring	Diameter 20 X 3MM

MF 8650 TRACTOR - 3906210  
1-WP28-017-C

1-WP28-017-C



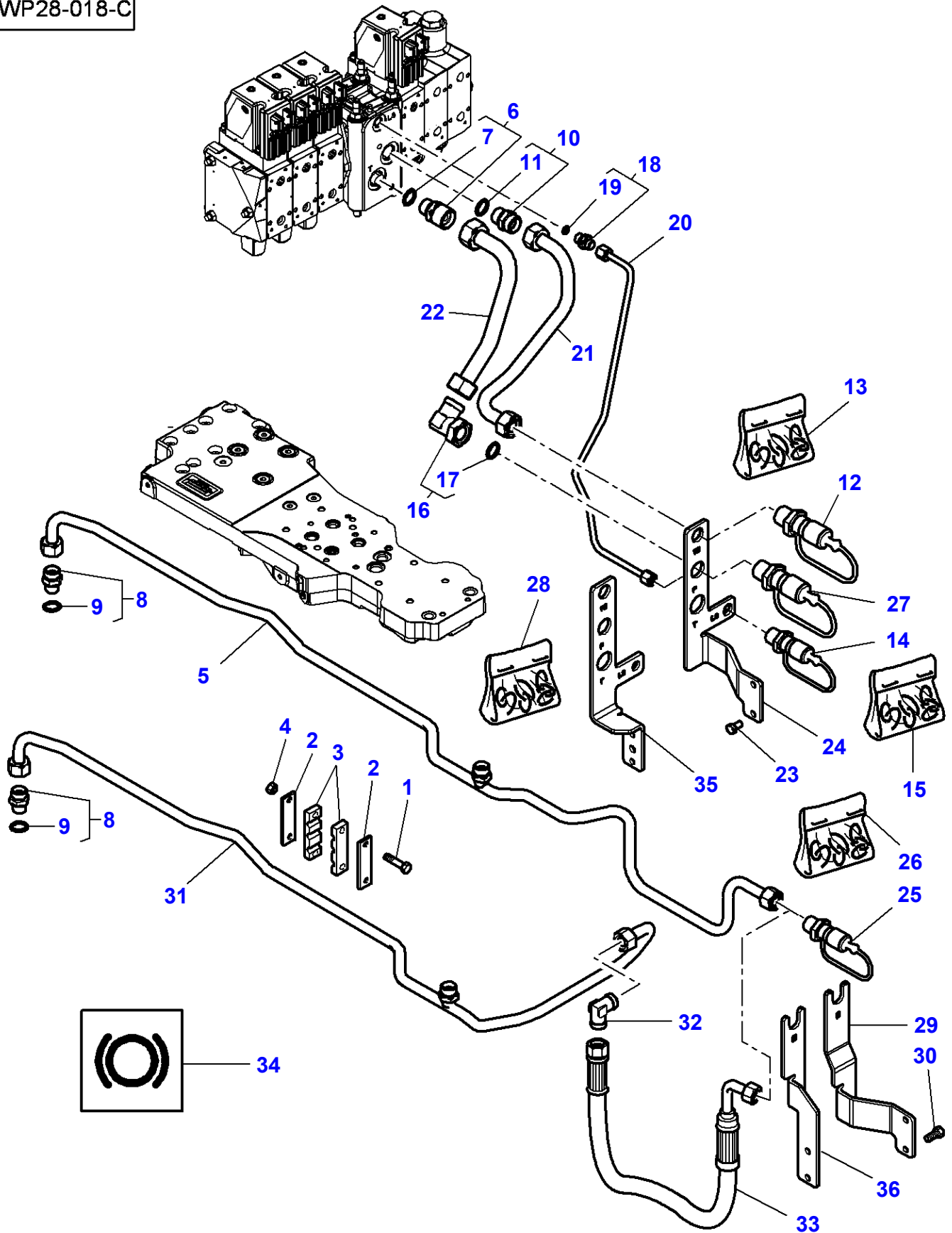
Item	Part Number	Qty	Description	Comments
1	339262X1	2	Hex Cap Screw	M6 X 30 Up to Serial or Engine Number T311047
	339229X1	2	Hex Cap Screw	M6 X 40 From Serial or Engine Number T311048
2	4296529M1	1	Plate	Up to Serial or Engine Number T311047
	4296529M1	2	Plate	From Serial or Engine Number T311048
3	4296524M1	2	Bridle	
4	339030X1	2	Nut	M6
5	4296581M1	1	Tube	
6	3011731X91	1	Union	
7	3019398X1	1	O Ring	(6)
8	3011051X91	1	Union	
9	3015163X1	1	O Ring	(8)
10	3011053X91	1	Union	
11	F916.961.020.160	1	O Ring	(10)
12	338725X1	1	Union	
13	3011136X91	1	Tap	
14	3011147X1	1	O Ring	(13)
15	3011119X1	1	Nut	
16	3011593X91	1	Union	
17	3011063X1	1	O Ring	(16)
18	3011250X91	1	Union	
19	F916.961.020.190	1	O Ring	(18)
20	4298343M1	1	Tube	LS
21	4298342M1	1	Tube	P
22	4298341M1	1	Tube	T
23	3011404X91	1	Union	
24	4298308M1	1	Support	Up to Serial or Engine Number APR-2009
	4298308M1	1	Support	[B]
25	3011138X91	1	Tap	
26	3011148X1	1	O Ring	(25)
27	3011120X1	1	Nut	
28	3011118X1	1	Nut	
29	3011936X91	1	Tap	
30	3019398X1	1	O Ring	(29)
31	3011938X1	1	Nut	
32	3011134X91	1	Tap	
33	3011146X1	1	O Ring	(32)
34	339124X1	2	Hex Cap Screw	M8 X 16
35	4296753M1	1	Union	
36	4295583M1	1	Union	
37	339124X1	2	Hex Cap Screw	M8 X 16
38	4298315M1	1	Support	Up to Serial or Engine Number APR-2009
	4298315M1	1	Support	[B]
39	4295986M3	1	Tube	[A]
40	3000199X1	1	Elbow	[A]
41	4296421M1	1	Hydr. Hose	[A] Length 630 MM
42	4298002M1	1	Decal	
43	4294443M5	1	Support	From Serial or Engine Number APR-2009
44	4296268M2	1	Support	From Serial or Engine Number APR-2009

**FOOTNOTE [A]** WITH PNEUMATIC BRAKE

**FOOTNOTE [B]** WITH 50KPH TRACTOR

MF 8650 TRACTOR - 3906210  
1-WP28-018-C

1-WP28-018-C



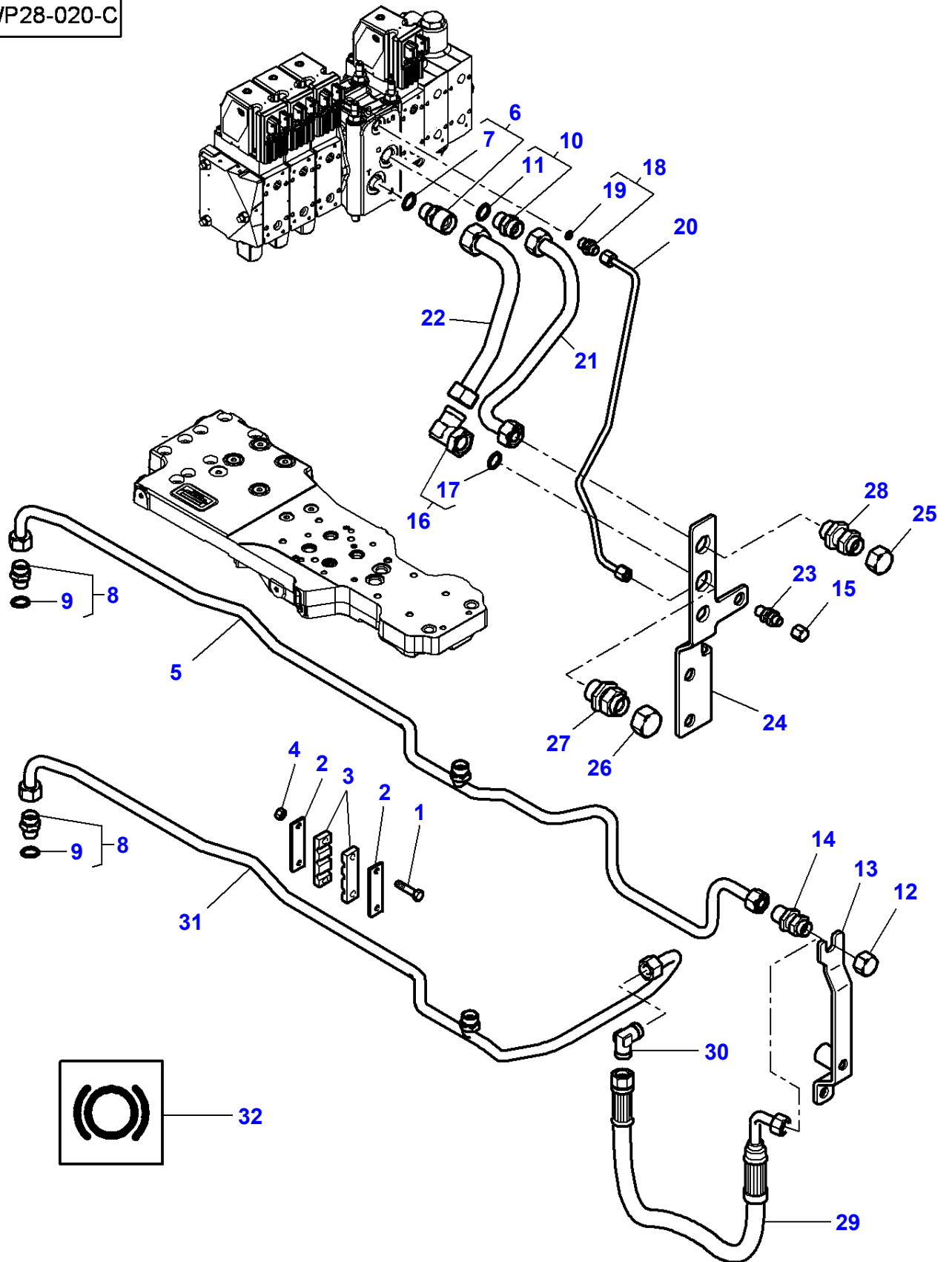
Item	Part Number	Qty	Description	Comments
1	339262X1	2	Hex Cap Screw	M6 X 30 Up to Serial or Engine Number T311047
	339229X1	2	Hex Cap Screw	M6 X 40 From Serial or Engine Number T311048
2	4296529M1	1	Plate	Up to Serial or Engine Number T311047
	4296529M1	2	Plate	From Serial or Engine Number T311048
3	4296524M1	2	Bridle	
4	339030X1	2	Nut	M6
5	4296581M1	1	Tube	
6	3011731X91	1	Union	
7	3019398X1	1	O Ring	(6)
8	3011051X91	1	Union	
9	3015163X1	1	O Ring	(8)
10	3011053X91	1	Union	
11	F916.961.020.160	1	O Ring	(10)
12	4293730M3	1	Female Coupler	
13	3905539M91	1	Kit, Repair	
14	4296538M2	1	Female Coupler	
15	3905540M91	1	Kit, Repair	
16	3011593X91	1	Union	
17	3011063X1	1	O Ring	(16)
18	3011250X91	1	Union	
19	F916.961.020.190	1	O Ring	(18)
20	4298343M1	1	Tube	LS
21	4298342M1	1	Tube	P
22	4298341M1	1	Tube	T
23	339124X1	2	Hex Cap Screw	M8 X 16
24	4298308M1	1	Support	Up to Serial or Engine Number APR-2009
	4298308M1	1	Support	[B]
25	4296539M1	1	Male Coupler	
26	3905538M91	1	Kit, Repair	
27	4293732M2	1	Male Coupler	
28	3905539M91	1	Kit, Repair	
29	4298315M1	1	Support	Up to Serial or Engine Number APR-2009
	4298315M1	1	Support	[B]
30	339124X1	2	Hex Cap Screw	M8 X 16
31	4295986M3	1	Tube	[A]
32	3000199X1	1	Elbow	[A]
33	4296421M1	1	Hydr. Hose	[A] Length 630 MM
34	4298002M1	1	Decal	
35	4294443M5	1	Support	From Serial or Engine Number APR-2009
36	4296268M2	1	Support	From Serial or Engine Number APR-2009

FOOTNOTE [A] WITH PNEUMATIC BRAKE

FOOTNOTE [B] WITH 50KPH TRACTOR

MF 8650 TRACTOR - 3906210  
1-WP28-020-C

1-WP28-020-C

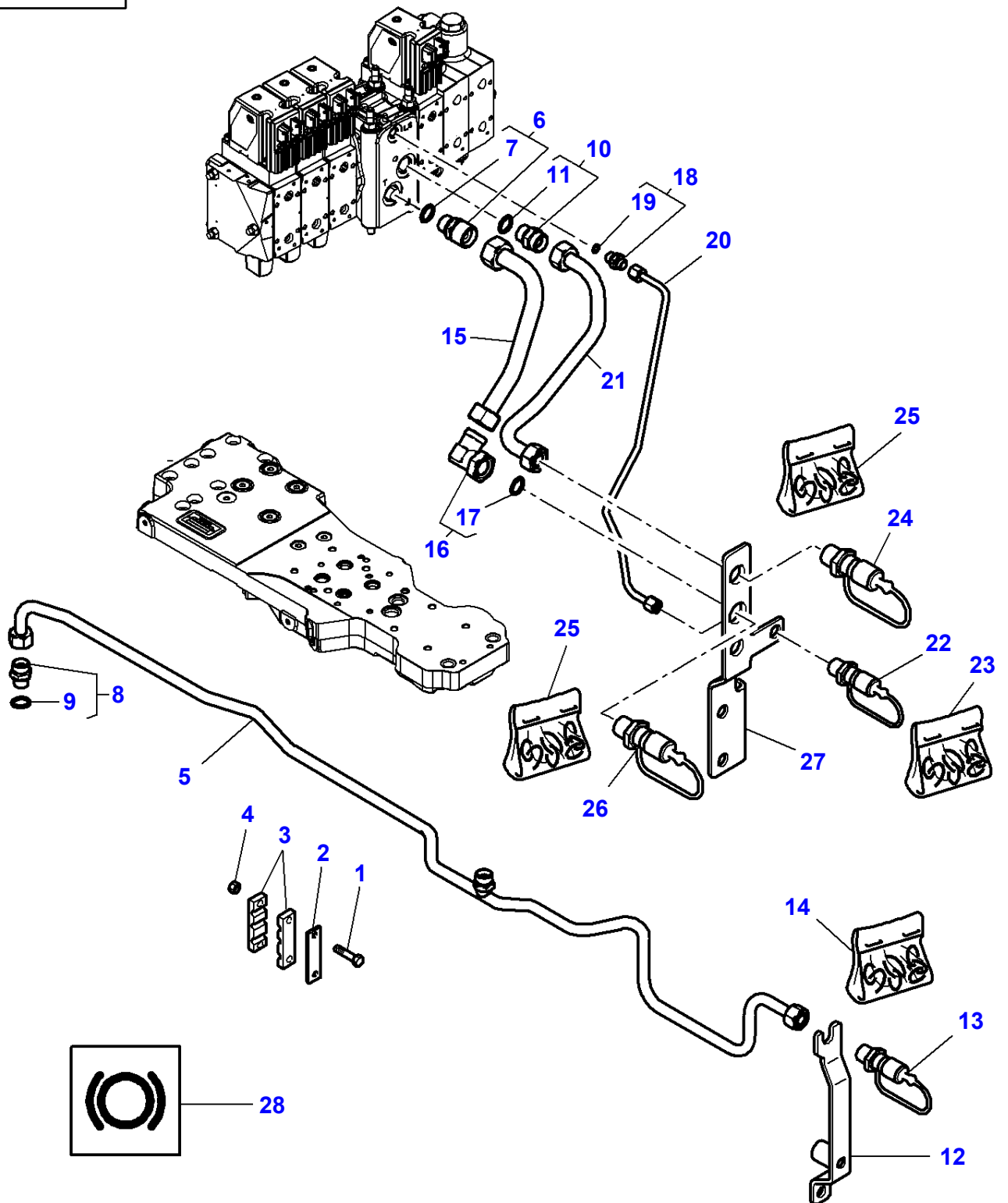


Item	Part Number	Qty	Description	Comments
1	339262X1	2	Hex Cap Screw	M6 X 30 Up to Serial or Engine Number T311047
	339229X1	2	Hex Cap Screw	M6 X 40 From Serial or Engine Number T311048
2	4296529M1	1	Plate	Up to Serial or Engine Number T311047
	4296529M1	2	Plate	From Serial or Engine Number T311048
3	4296524M1	2	Bridle	
4	339030X1	2	Nut	M6
5	4296581M1	1	Tube	
6	3011731X91	1	Union	
7	3019398X1	1	O Ring	(6)
8	3011051X91	1	Union	
9	3015163X1	1	O Ring	(8)
10	3011053X91	1	Union	
11	F916.961.020.160	1	O Ring	(10)
12	3014334X1	1	Plug	1-14
13	4296269M2	1	Support	
14	4296814M1	1	Union	15L
15	3014333X1	1	Plug	13/16-16
16	3011593X91	1	Union	
17	3011063X1	1	O Ring	(16)
18	3011250X91	1	Union	
19	F916.961.020.190	1	O Ring	(18)
20	4298343M1	1	Tube	LS
21	4298342M1	1	Tube	P
22	4298341M1	1	Tube	T
23	4296813M1	1	Union	12L
24	4295940M4	1	Support	
25	3014335X1	1	Plug	13/16-12
26	3014336X1	1	Plug	17/16-12
27	4296816M1	1	Union	22L
28	4296815M1	1	Union	18L
29		X	Not Used	
30		X	Not Used	
31		X	Not Used	
32	4298002M1	1	Decal	



MF 8650 TRACTOR - 3906210  
1-WP28-021-B

1-WP28-021-B

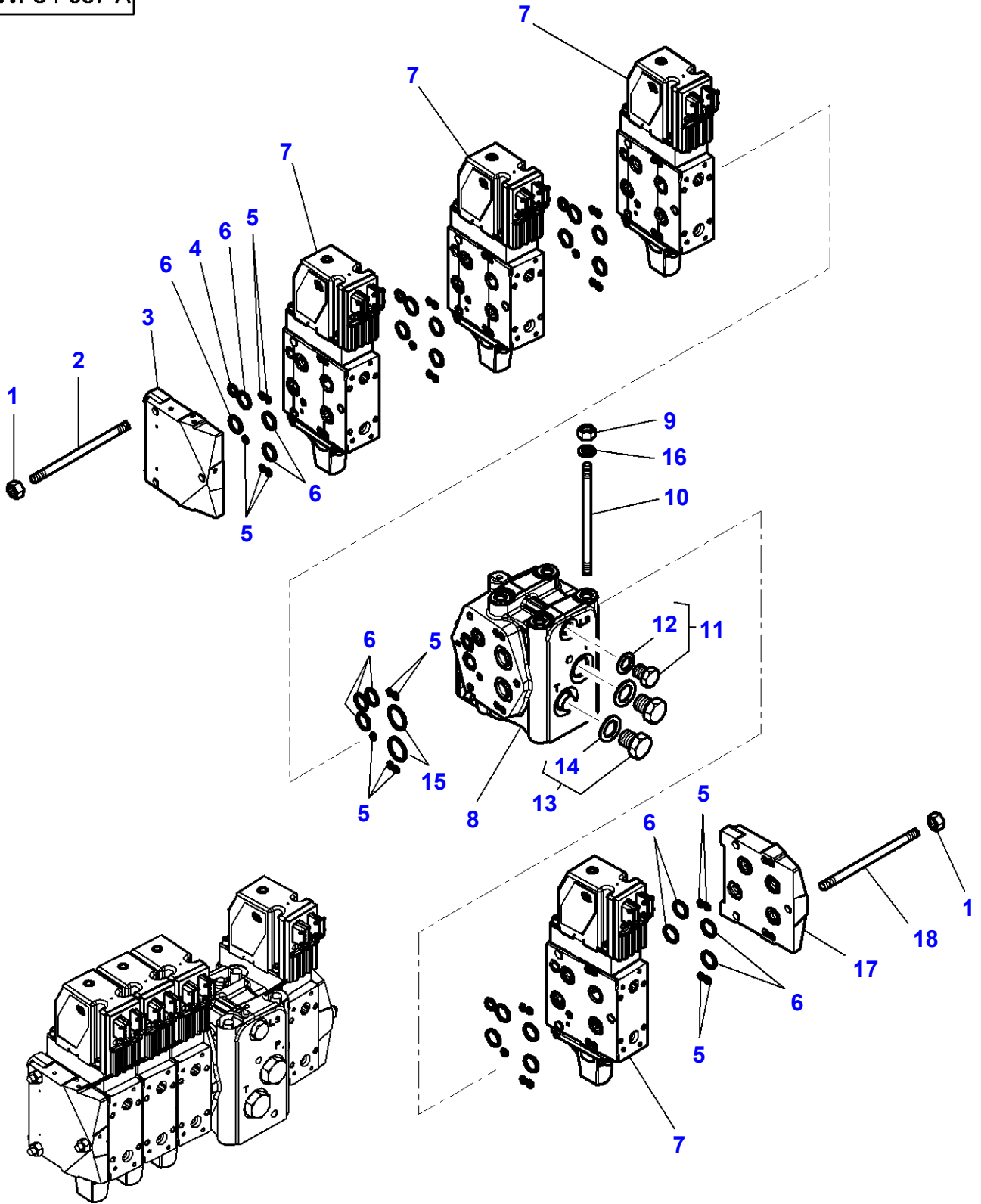


## Auxiliary Distributors Installation - With Front Quick Couplers

Item	Part Number	Qty	Description	Comments
1	339262X1	2	Hex Cap Screw	M6 X 30
2	4296529M1	1	Plate	
3	4296524M1	2	Bridle	
4	339030X1	2	Nut	M6
5	4296581M1	1	Tube	
6	3011731X91	1	Union	
7	3019398X1	1	O Ring	(6)
8	3011051X91	1	Union	
9	3015163X1	1	O Ring	(8)
10	3011053X91	1	Union	
11	F916.961.020.160	1	O Ring	(10)
12	4296269M2	1	Support	
13	4296539M1	1	Male Coupler	
14	3905538M91	1	Kit, Repair	
15	4298341M1	1	Tube	T
16	3011593X91	1	Union	
17	3011063X1	1	O Ring	(16)
18	3011246X91	1	Union	Up to Serial or Engine Number 08-JUN-2008
	3011250X91	1	Union	From Serial or Engine Number 09-JUN-2008
19	3015163X1	1	O Ring	(18)
	F916.961.020.190	1	O Ring	Up to Serial or Engine Number 08-JUN-2008
				(18)
				From Serial or Engine Number 09-JUN-2008
20	4298343M1	1	Tube	LS
21	4298342M1	1	Tube	P
22	4296538M2	1	Female Coupler	
23	3905540M91	1	Kit, Repair	
24	4293730M3	1	Female Coupler	
25	3905539M91	2	Kit, Repair	
26	4293732M2	1	Male Coupler	
27	4295940M4	1	Support	
28	4298002M1	1	Decal	

MF 8650 TRACTOR - 3906210  
1-WP34-067-A

1-WP34-067-A

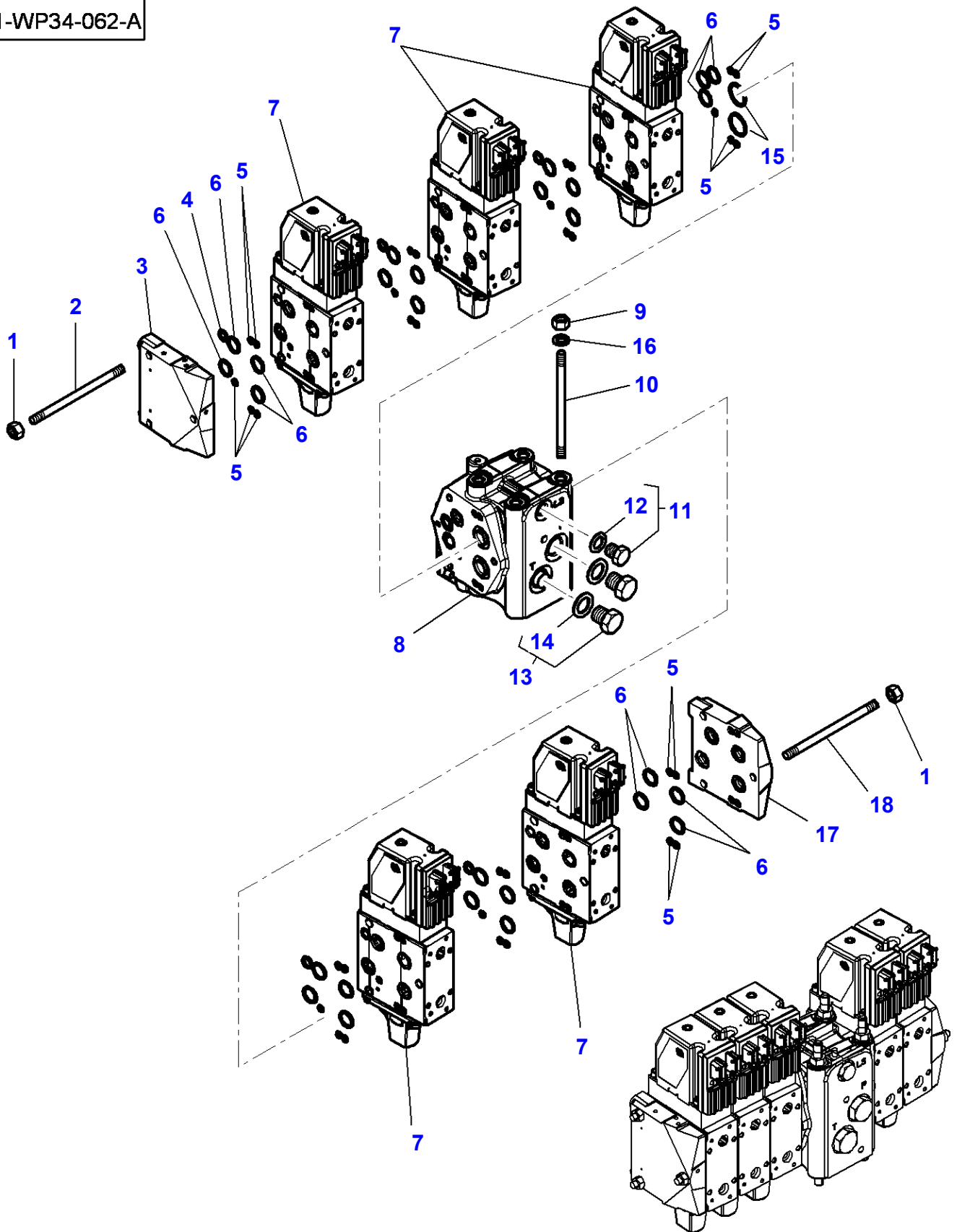


**Massey Ferguson****MF 8650 TRACTOR - 3906210****3906210****Auxiliary Distributor - 4 DISTRIBUTORS ELECTRODYNAMIQUE****Page 070-0275**

<b>Item</b>	<b>Part Number</b>	<b>Qty</b>	<b>Description</b>	<b>Comments</b>
1	3011736X1	6	Nut	M8
2	3796125M2	3	Parts Pack	M8X195
3	4303700M1	1	Plate	
4	3012033X1	4	O Ring	Diameter 10X2.5
5	3011910X1	29	O Ring	Diameter 5X2
6	3011911X1	23	O Ring	Diameter 16X2.5
7	4302579M4	4	Distributor	See Page - Reference Number 070-0290
8	4303790M11	1	Spacer	See Page - Reference Number 070-0295/1
9	339402X1	4	Nut	M10
10	3011982X1	4	Stud	M10X185
11	3019639X91	1	Plug	M14X1.5
12	3019395X1	1	O Ring	(11)
13	3019645X91	2	Plug	M22X1.5
14	3019398X1	1	O Ring	(13)
15	364776X1	2	O Ring	Diameter 23.47X2.62
16	390735X1	4	Flat Washer	
17	4303701M1	1	Plate	
18	4303143M1	3	Stud	M8 X 101

MF 8650 TRACTOR - 3906210  
1-WP34-062-A

1-WP34-062-A

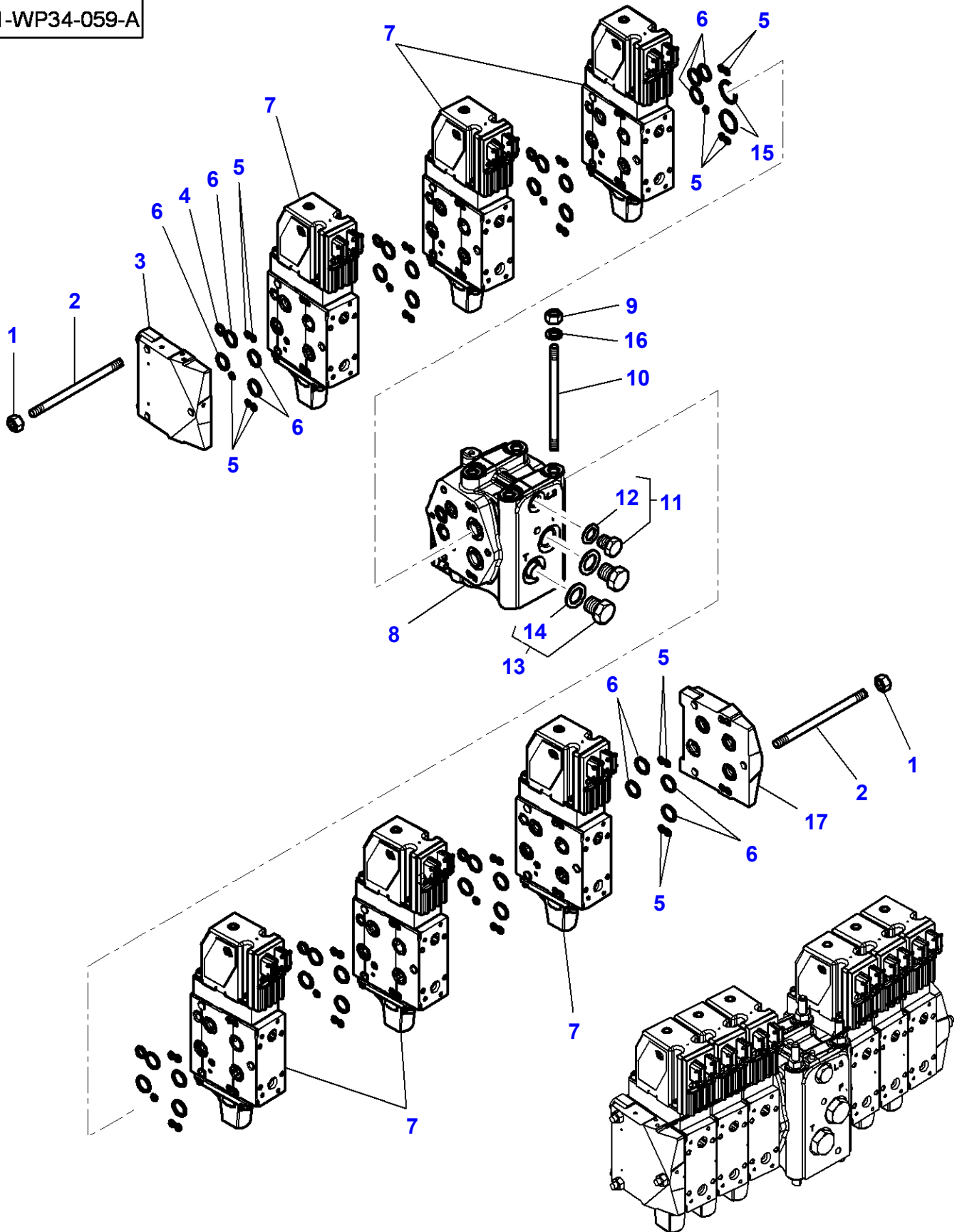


**Massey Ferguson****MF 8650 TRACTOR - 3906210****3906210****Auxiliary Distributor - 5 DISTRIBUTORS ELECTRODYNAMIQUE****Page 070-0280**

<b>Item</b>	<b>Part Number</b>	<b>Qty</b>	<b>Description</b>	<b>Comments</b>
1	3011736X1	6	Nut	M8
2	3796125M2	3	Parts Pack	M8X195
3	4303700M1	1	Plate	
4	3012033X1	5	O Ring	Diameter 10X2.5
5	3011910X1	34	O Ring	Diameter 5X2
6	3011911X1	27	O Ring	Diameter 16X2.5
7	4302579M4	5	Distributor	See Page - Reference Number 070-0290
8	4303790M11	1	Spacer	See Page - Reference Number 070-0295/1
9	339402X1	4	Nut	M10
10	3011982X1	4	Stud	M10X185
11	3019639X91	1	Plug	M14
12	3019395X1	1	O Ring	(11)
13	3019645X91	2	Plug	M22
14	3019398X1	1	O Ring	(13)
15	364776X1	2	O Ring	Diameter 23.47X2.62
16	390735X1	4	Flat Washer	
17	4303701M1	1	Plate	
18	4308003M1	3	Stud	M8X150

MF 8650 TRACTOR - 3906210  
1-WP34-059-A

1-WP34-059-A

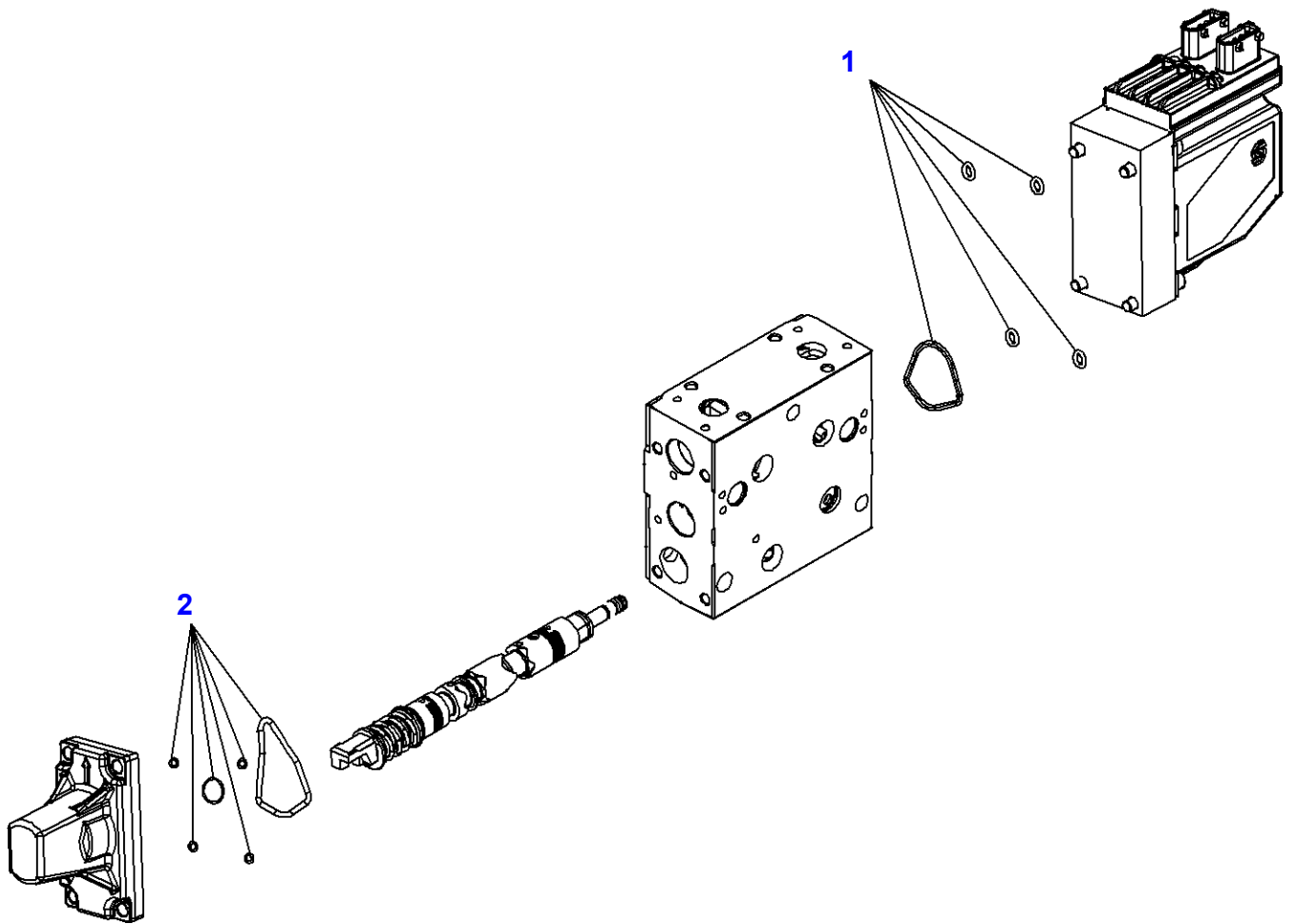


**Massey Ferguson****MF 8650 TRACTOR - 3906210****3906210****Auxiliary Distributor - 6 DISTRIBUTORS ELECTRODYNAMIQUE****Page 070-0285**

<b>Item</b>	<b>Part Number</b>	<b>Qty</b>	<b>Description</b>	<b>Comments</b>
1	3011736X1	6	Nut	M8
2	3796125M2	6	Parts Pack	M8X195
3	4303700M1	1	Plate	
4	3012033X1	6	O Ring	Diameter 10X2.5
5	3011910X1	39	O Ring	Diameter 5X2
6	3011911X1	31	O Ring	Diameter 16X2.5
7	4302579M4	6	Distributor	See Page - Reference Number 070-0290
8	4303790M11	1	Spacer	See Page - Reference Number 070-0295/1
9	339402X1	4	Nut	M10
10	3011982X1	4	Stud	M10X185
11	3019639X91	1	Plug	M14X1,5
12	3019395X1	1	O Ring	(11) Diameter 11.4 I X2.1
13	3019645X91	2	Plug	M22X1.5
14	3019398X1	1	O Ring	(13) Diameter 19.4 I X2.1
15	364776X1	2	O Ring	Diameter 23.47X2.62
16	390735X1	4	Flat Washer	
17	4303701M1	1	Plate	



1-WP34-078-A



**Massey Ferguson**

**MF 8650 TRACTOR - 3906210**

---

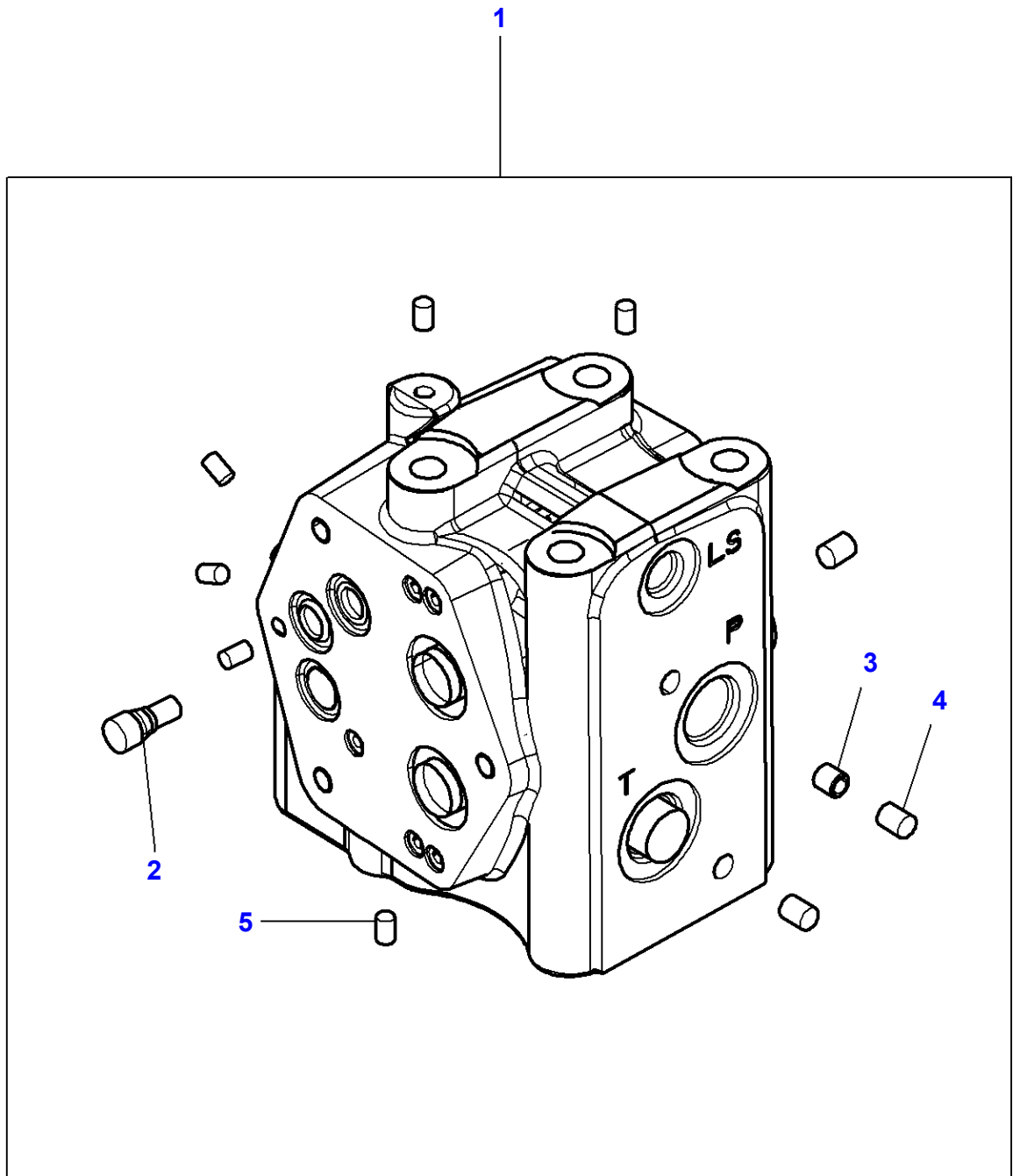
**3906210**

**Auxiliary Distributor**

**Page070-0290**

<b>Item</b>	<b>Part Number</b>	<b>Qty</b>	<b>Description</b>
1	3907940M91	1	Kit, Seal
2	3523315M91	1	Kit, Seal

1-WP34-060-A

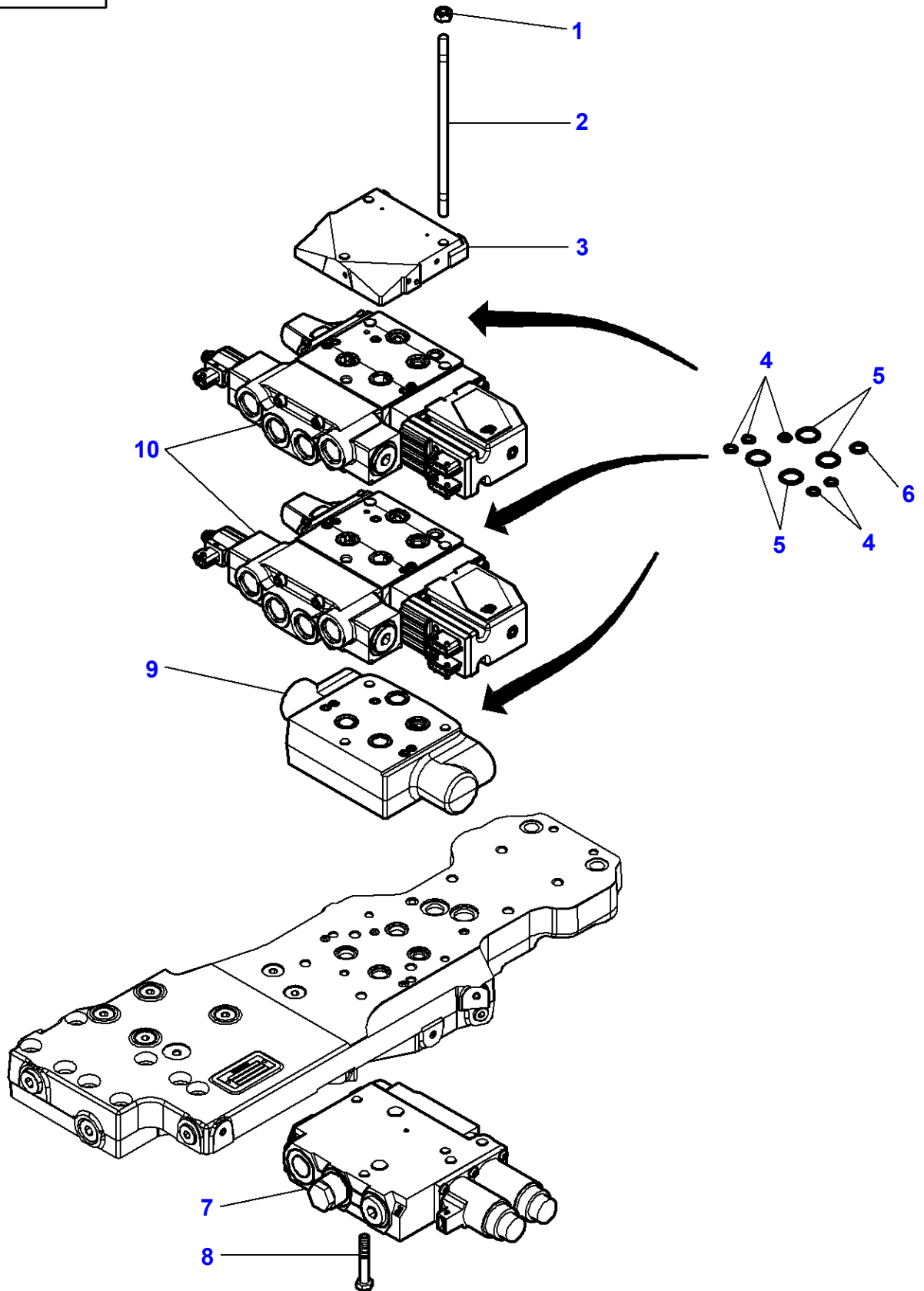


**Massey Ferguson****MF 8650 TRACTOR - 3906210****3906210****Page070-0295****Auxiliary Distributor**

<b>Item</b>	<b>Part Number</b>	<b>Qty</b>	<b>Description</b>	<b>Comments</b>
1	4303790M11	1	Spacer	
2	3796801M1	1	Selector	(1)
3	3795709M1	1	Shroud	(1)
4	3581130M2	4	Plug	(1) Diameter 8MM
5	3388063M2	7	Plug	(1) Diameter 6MM

MF 8650 TRACTOR - 3906210  
1-WP38-009-A

1-WP38-009-A

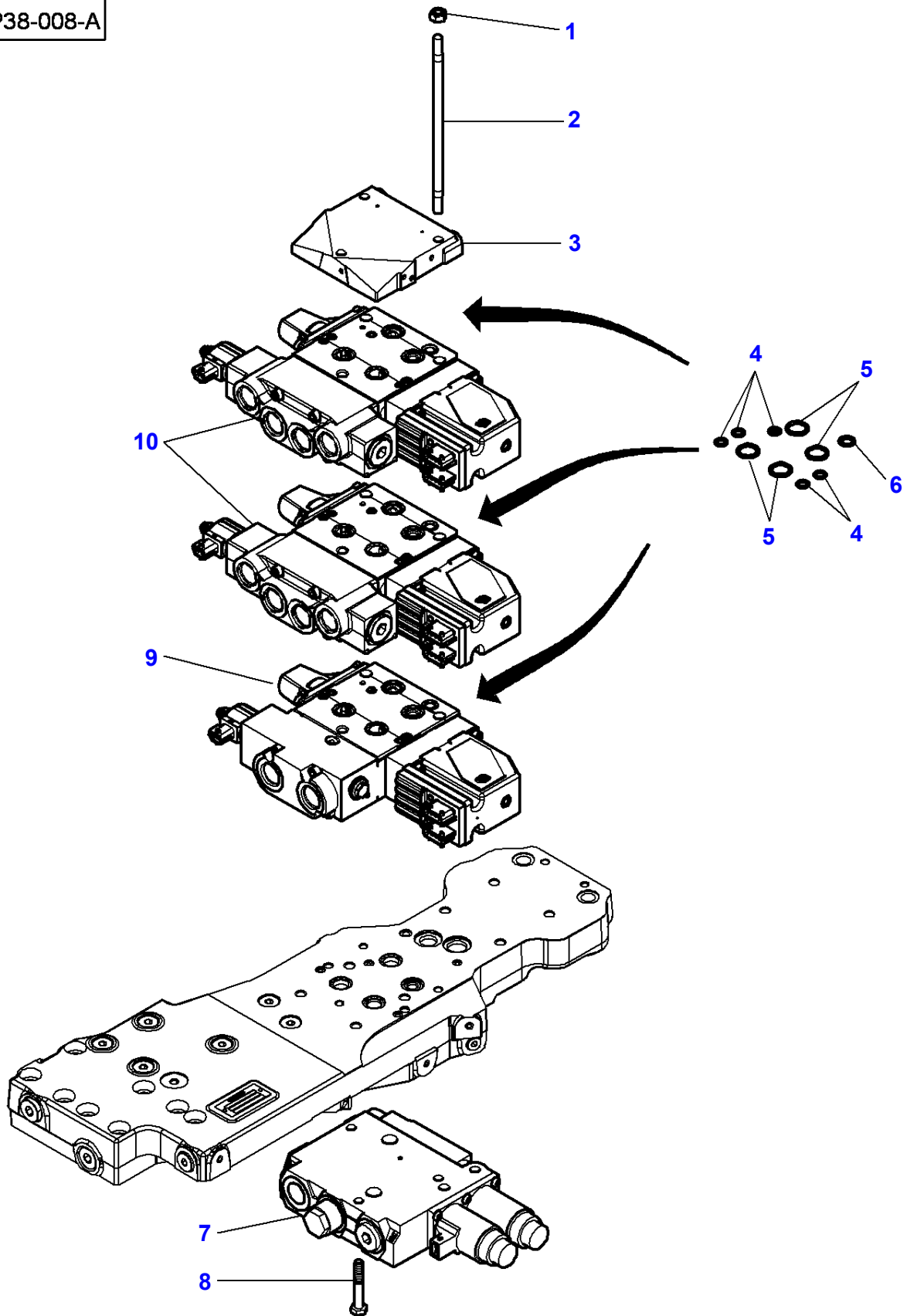


**Massey Ferguson****MF 8650 TRACTOR - 3906210****3906210****Hydraulic Lift Valve - With Front Loader - Without Front Linkage****Page070-0300**

<b>Item</b>	<b>Part Number</b>	<b>Qty</b>	<b>Description</b>	<b>Comments</b>
1	3011736X1	3	Nut	
2	3796125M2	3	Parts Pack	M8 X 195
3	4303700M1	1	Plate	
4	3011910X1	15	O Ring	Diameter 5 X 2
5	3011911X1	12	O Ring	Diameter 16 X 2,5
6	3012033X1	2	O Ring	Diameter 10 X 2,5
7	4303920M1	1	Valve	
8	339168X1	3	Hex Cap Screw	M8 X 50
9	4303702M1	1	Spacer	
10	4307707M2	2	Distributor	

MF 8650 TRACTOR - 3906210  
1-WP38-008-A

1-WP38-008-A

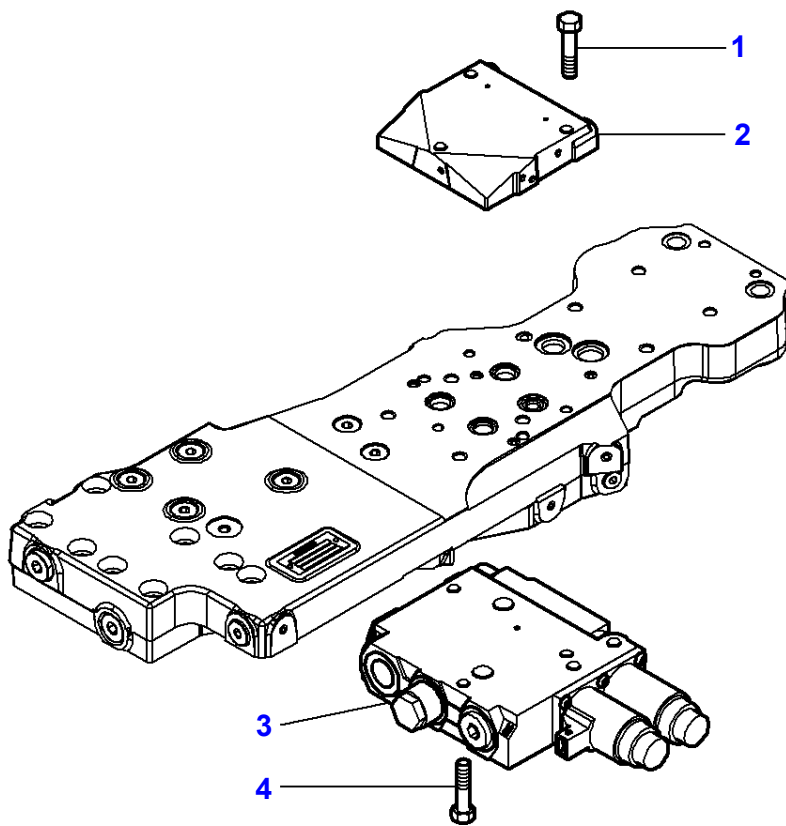


**Massey Ferguson****MF 8650 TRACTOR - 3906210****3906210****Hydraulic Lift Valve - With Front Lift****Page070-0305**

<b>Item</b>	<b>Part Number</b>	<b>Qty</b>	<b>Description</b>	<b>Comments</b>
1	3011736X1	3	Nut	
2	3796125M2	3	Parts Pack	M8 X 195
3	4303700M1	1	Plate	
4	3011910X1	15	O Ring	Diameter 5 X 2
5	3011911X1	12	O Ring	Diameter 16 X 2,5
6	3012033X1	3	O Ring	Diameter 10 X 2,5
7	4303920M1	1	Valve	
8	339168X1	3	Hex Cap Screw	M8 X 50
9	4307065M2	1	Valve Block	
10	4307707M2	2	Distributor	



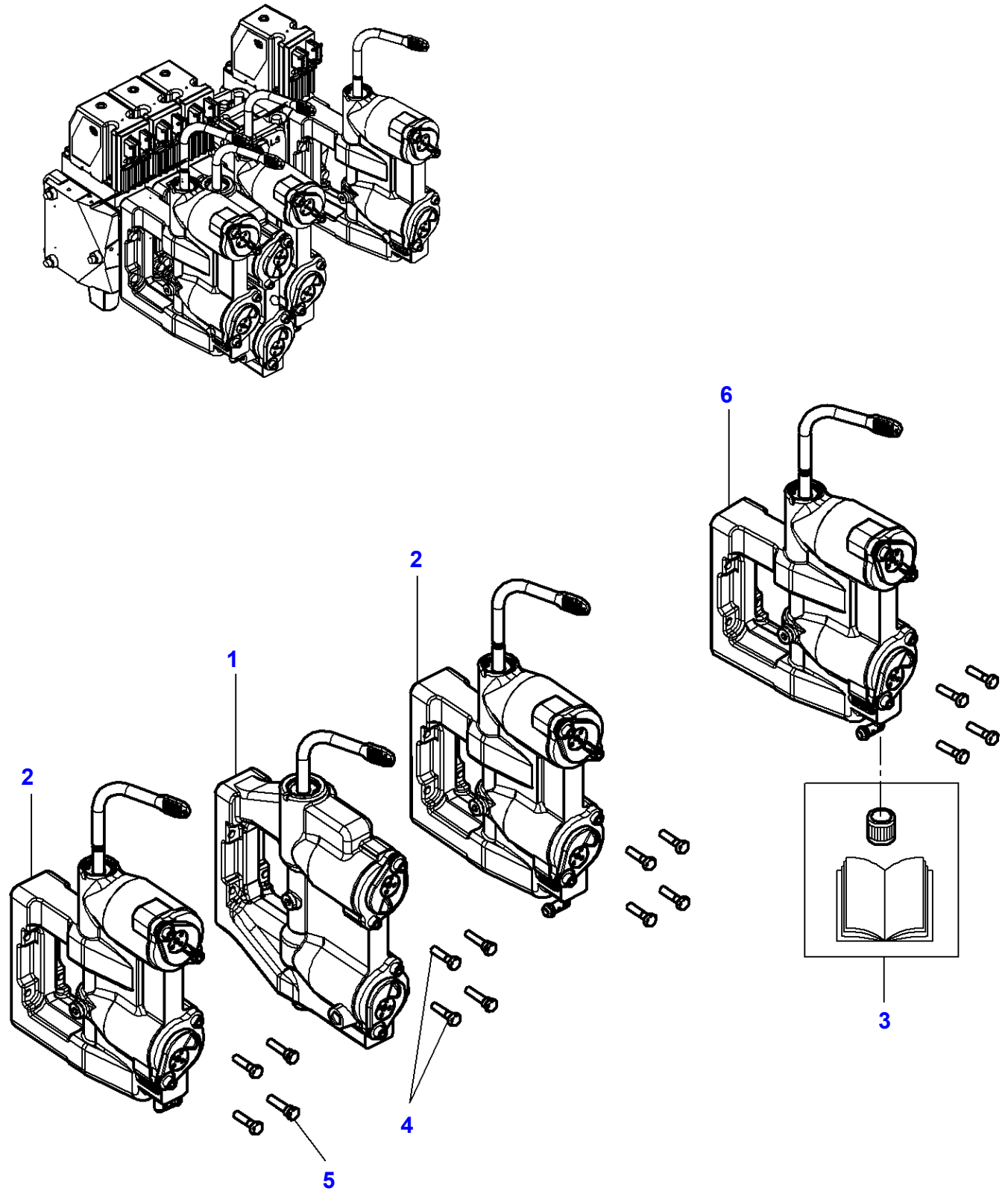
1-WP38-007-A



**Massey Ferguson****MF 8650 TRACTOR - 3906210****3906210****Hydraulic Lift Valve - Without Front Lift****Page070-0310**

<b>Item</b>	<b>Part Number</b>	<b>Qty</b>	<b>Description</b>	<b>Comments</b>
1	339009X1	3	Hex Cap Screw	M8 X 35
2	4303700M1	1	Plate	
3	4303920M1	1	Valve	
4	339168X1	3	Hex Cap Screw	M8 X 50

1-WP40-036-B

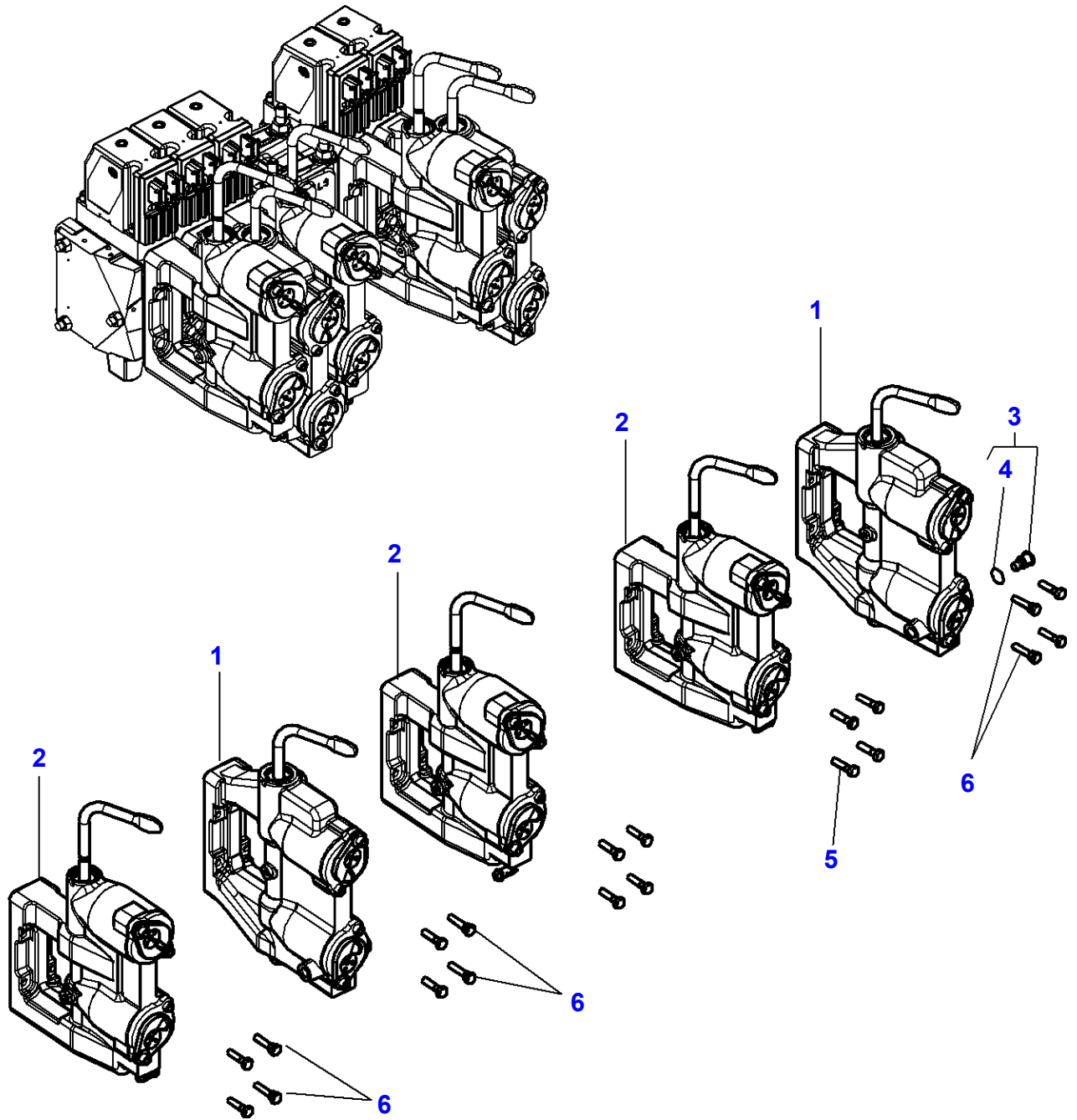


**Massey Ferguson****MF 8650 TRACTOR - 3906210****3906210****Hydraulic Coupling - 4 DISTRIBUTORS ELECTRODYNAMIQUE****Page070-0315**

<b>Item</b>	<b>Part Number</b>	<b>Qty</b>	<b>Description</b>	<b>Comments</b>
1	4306458M92	1	Female Coupler	See Page - Reference Number 070-0330/1
2	4306457M92	2	Female Coupler	See Page - Reference Number 070-0335/1
3	4307494M1	1	Insert	
4	4304561M2	4	Screw Special	M6X30
5	339804X1	12	Hex Cap Screw	M6X25
6	4306457M92	1	Female Coupler	[A]

FOOTNOTE [A] ORDER + 4307494M1

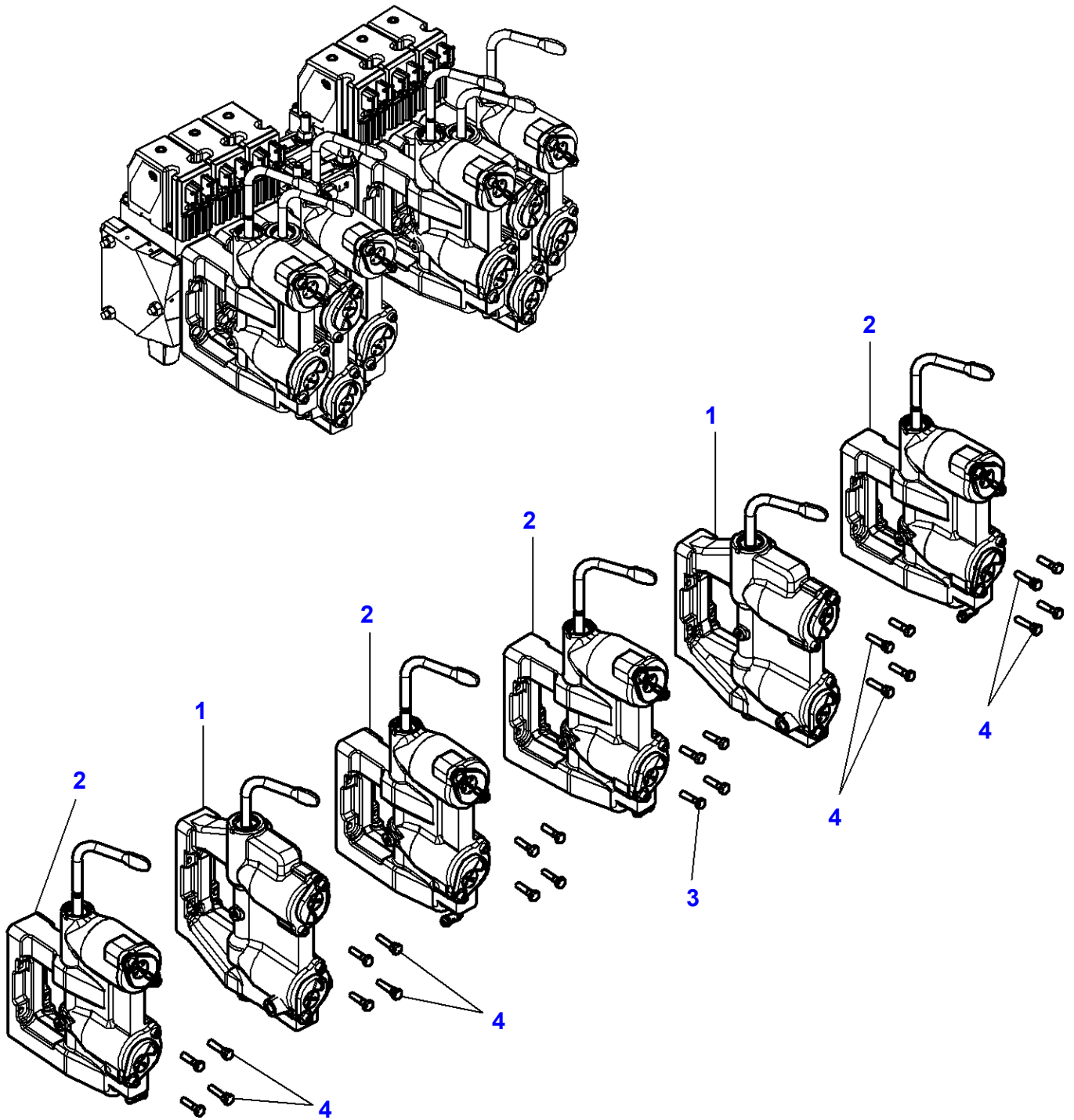
1-WP40-030-A



**Massey Ferguson****MF 8650 TRACTOR - 3906210****3906210****Hydraulic Coupling - 5 DISTRIBUTORS ELECTRODYNAMIQUE****Page070-0320**

<b>Item</b>	<b>Part Number</b>	<b>Qty</b>	<b>Description</b>	<b>Comments</b>
1	4306458M92	2	Female Coupler	See Page - Reference Number 070-0330/1
2	4306457M92	3	Female Coupler	See Page - Reference Number 070-0335/1
3	4306783M2	1	Plug	
4		1	Gasket	(3) Not serviced,order REF N;3
5	339804X1	14	Hex Cap Screw	M6X25
6	4304561M2	6	Screw Special	M6X30

1-WP40-032-A

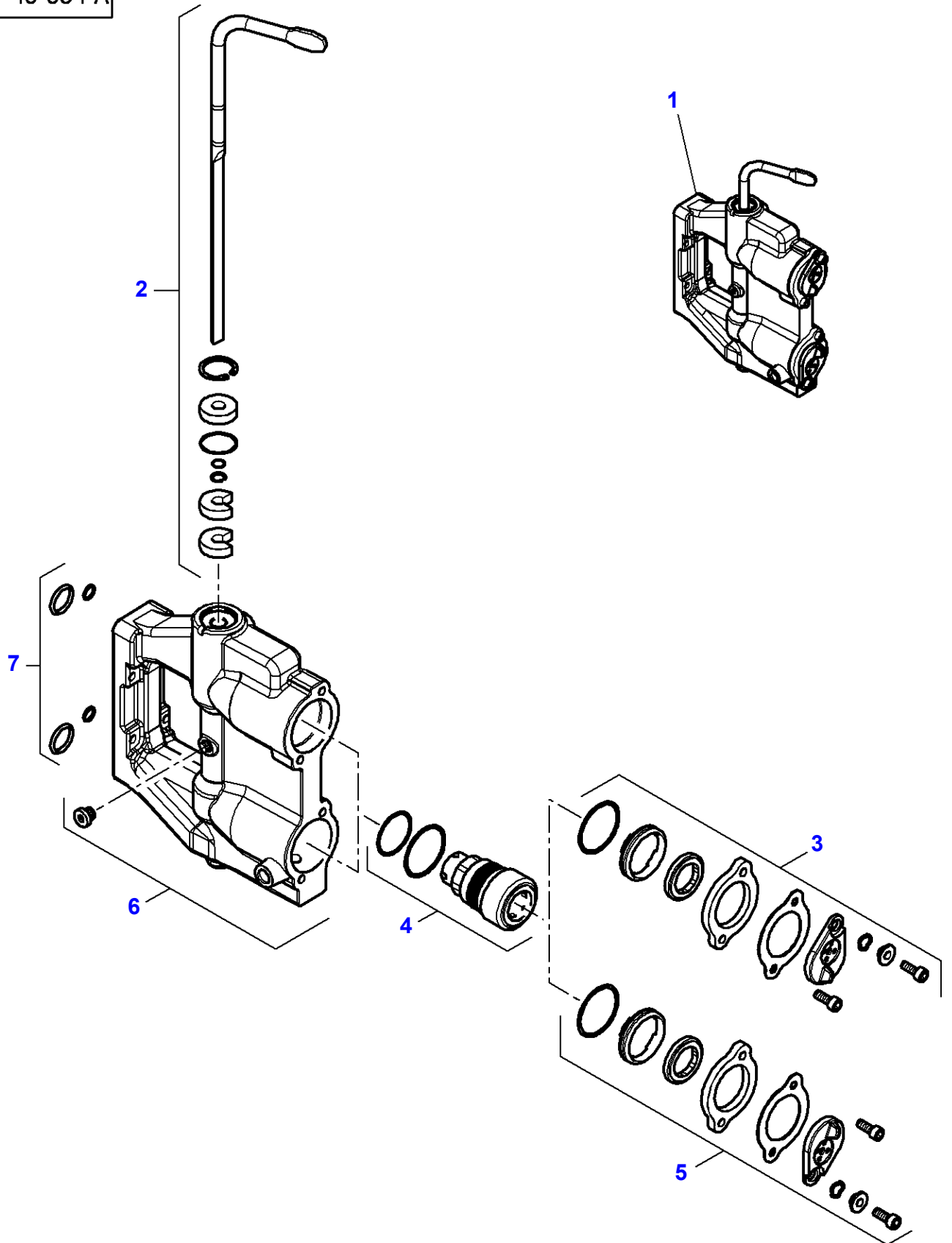


**Massey Ferguson****MF 8650 TRACTOR - 3906210****3906210****Hydraulic Coupling - 6 DISTRIBUTORS ELECTRODYNAMIQUE****Page070-0325**

<b>Item</b>	<b>Part Number</b>	<b>Qty</b>	<b>Description</b>	<b>Comments</b>
1	4306458M92	2	Female Coupler	See Page - Reference Number 070-0330/1
2	4306457M92	4	Female Coupler	See Page - Reference Number 070-0335/1
3	339804X1	16	Hex Cap Screw	M6X25
4	4304561M2	8	Screw Special	M6X30



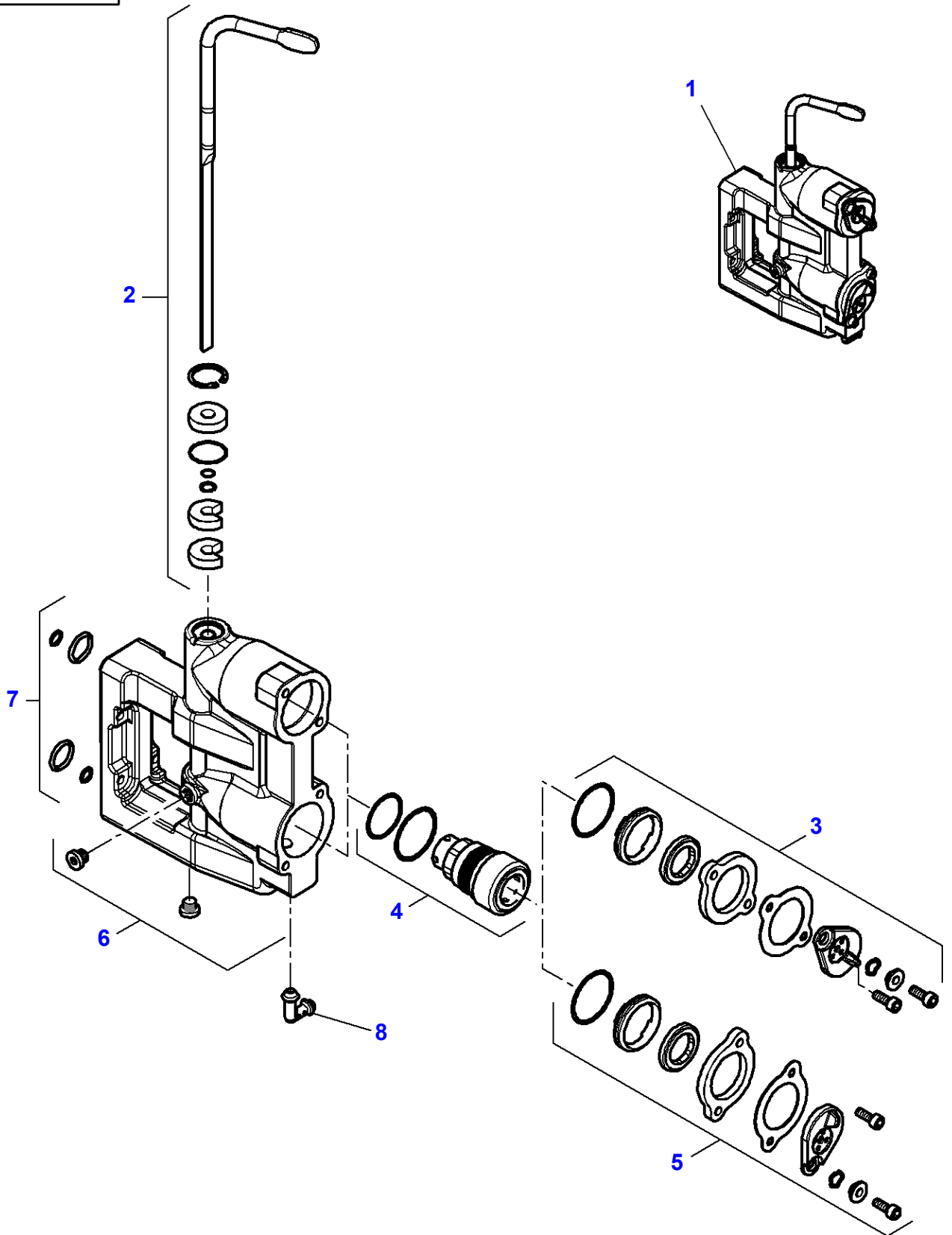
1-WP40-034-A



**Hydraulic Coupling**

<b>Item</b>	<b>Part Number</b>	<b>Qty</b>	<b>Description</b>	<b>Comments</b>
1	4306458M92	1	Female Coupler	
2	4308112M11	1	Kit, Lever	(1)
3	4308223M11	1	Parts Pack	(1)
4	4308111M11	2	Parts Pack	(1)
5	4308222M11	1	Parts Pack	(1)
6		1	Parts Pack	(1)
				Not serviced,order REF N 1
7	4308225M11	1	Kit, Joint	(1)

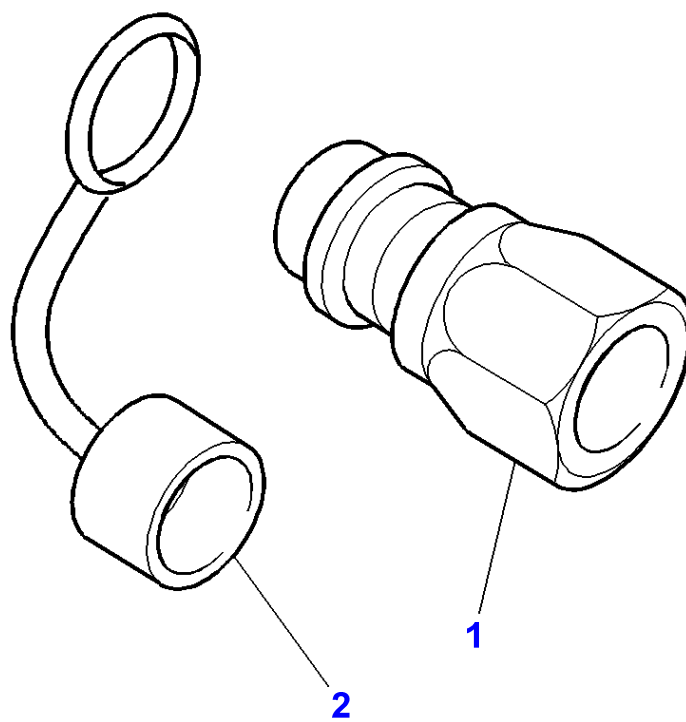
1-WP40-035-A



**Hydraulic Coupling**

<b>Item</b>	<b>Part Number</b>	<b>Qty</b>	<b>Description</b>	<b>Comments</b>
1	4306457M92	1	Female Coupler	
2	4308112M11	1	Kit, Lever	(1)
3	4308223M11	1	Parts Pack	(1)
4	4308111M11	2	Parts Pack	(1)
5	4308222M11	1	Parts Pack	(1)
6		1	Parts Pack	(1)
				Not serviced,order REF N 1
7	4308225M11	1	Kit, Joint	(1)
8	4308224M11	1	Union	(1)

1-WP43-001-A



**Massey Ferguson**

**MF 8650 TRACTOR - 3906210**

**3906210**

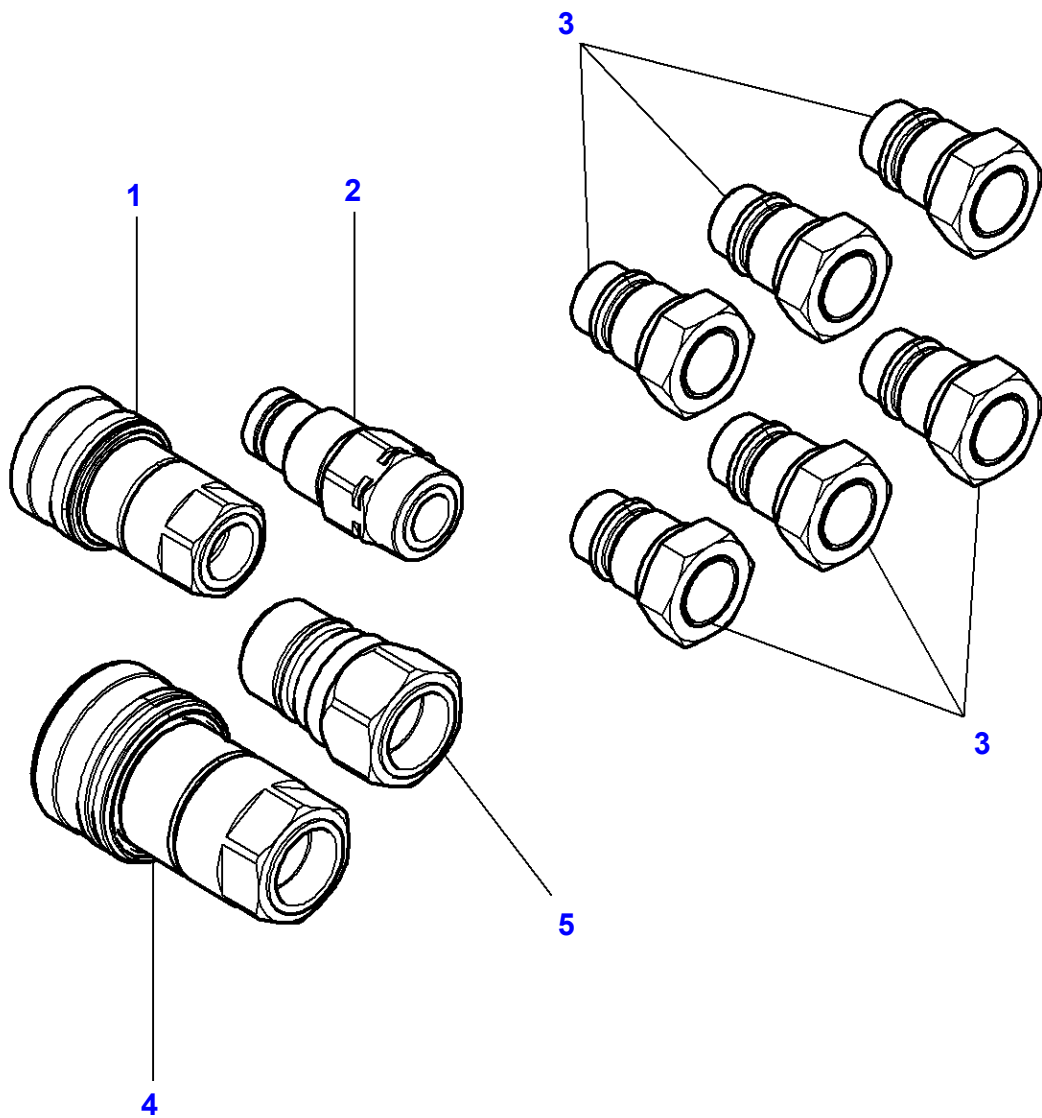
**Male Coupler**

**Page070-0340**

<b>Item</b>	<b>Part Number</b>	<b>Qty</b>	<b>Description</b>	<b>Comments</b>
1	4293710M1	X	Male Coupler	G1/2 Repairs and replaces 1026700M91
2		X	Cap	[A]

FOOTNOTE [A] NOT USED

1-WP40-038-A

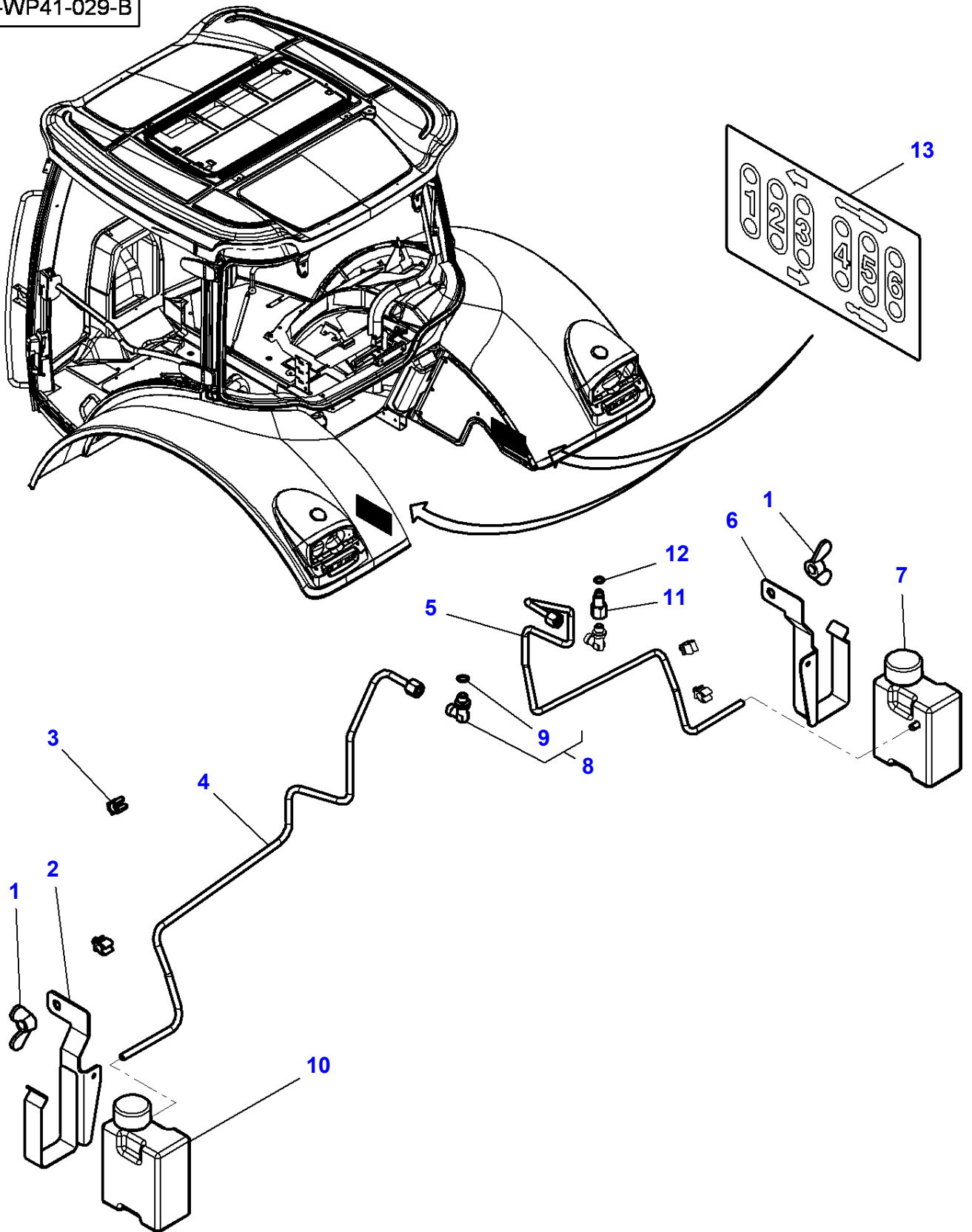


**Massey Ferguson****MF 8650 TRACTOR - 3906210****3906210****Hydraulic Coupling****Page070-0345**

<b>Item</b>	<b>Part Number</b>	<b>Qty</b>	<b>Description</b>
1	4299617M1	1	Female Coupler
2	4299616M1	1	Male Coupler
3	<b>4293710M1</b>	6	Male Coupler
4	4299615M1	1	Female Coupler
5	4299614M1	1	Male Coupler



1-WP41-029-B

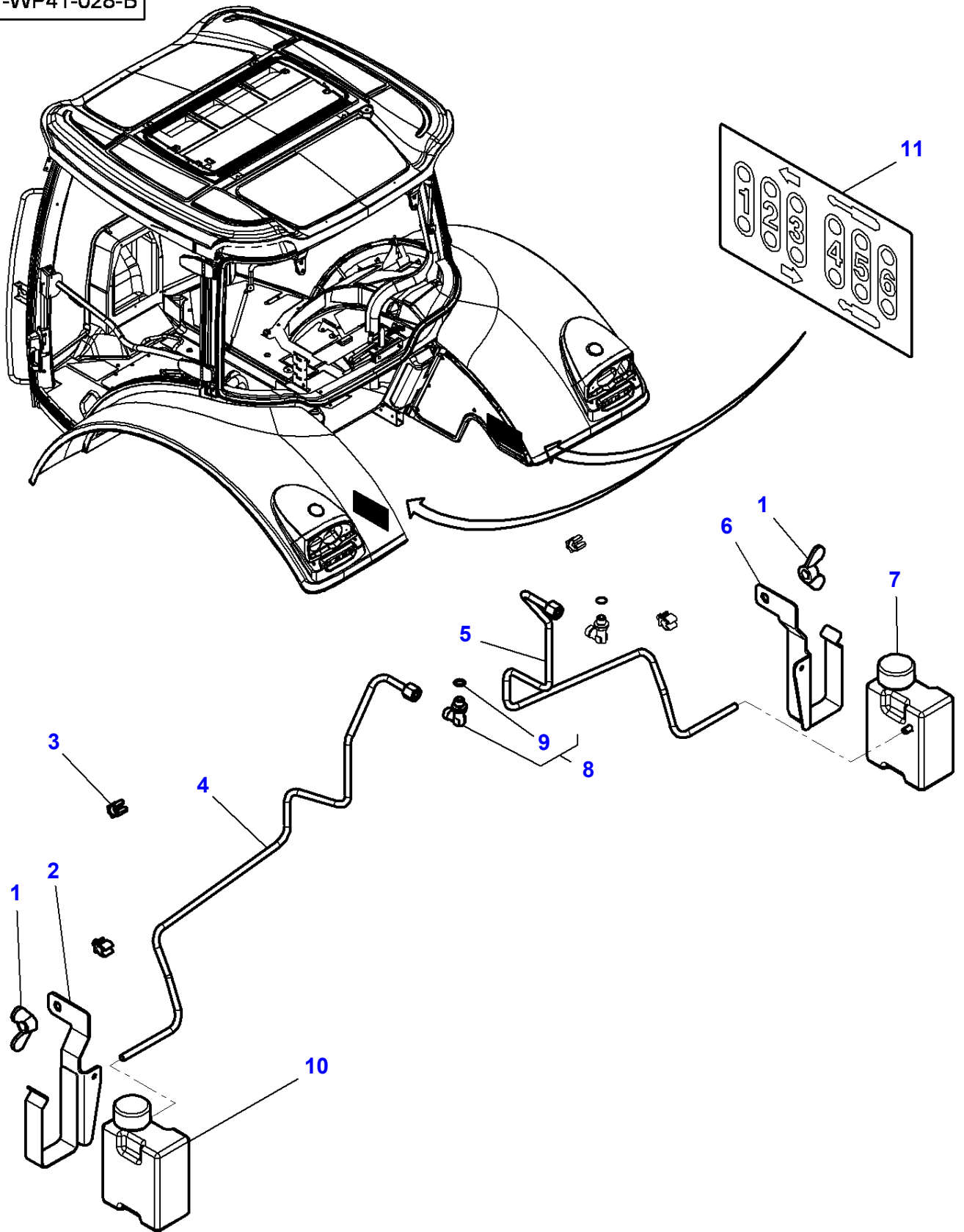


**Massey Ferguson****MF 8650 TRACTOR - 3906210****3906210****Oil Recovery - 4 Distributors****Page070-0350**

<b>Item</b>	<b>Part Number</b>	<b>Qty</b>	<b>Description</b>	<b>Comments</b>
1	3014014X1	2	Nut	
2	4292882M3	1	Support	Left Hand
	4299269M2	1	Support	[A] Left Hand
3	X668.468.201.000	4	Cable Clamp	
4	4292885M3	1	Tube	
5	4299386M1	1	Tube	
6	4292883M4	1	Support	Right Hand
	4299268M2	1	Support	[A] Right Hand
7	4294018M1	1	Can	
8	4271425M1	2	Union	
9	3019394X1	1	O Ring	(8)
10	4296047M1	1	Can	
11	4299385M1	1	Union	
12	1444744X1	1	Seal	
13	4299574M1	2	Decal	

**FOOTNOTE [A] TRANSMISSION ASSY IDENTIFICATION NO 4297...M92**

1-WP41-028-B



**Massey Ferguson****MF 8650 TRACTOR - 3906210****3906210****Oil Recovery - 5-6 DISTRIBUTORS****Page070-0355**

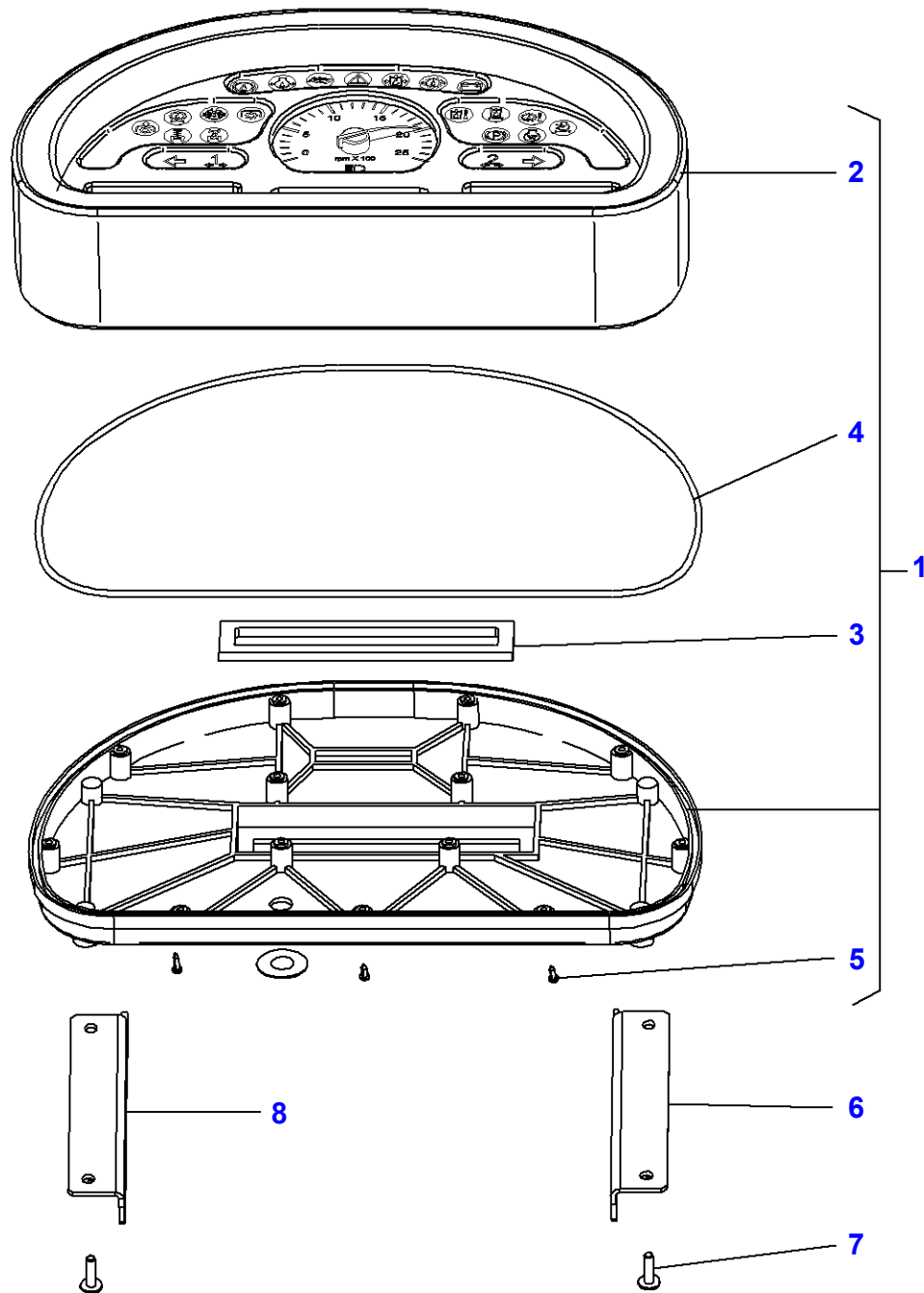
<b>Item</b>	<b>Part Number</b>	<b>Qty</b>	<b>Description</b>	<b>Comments</b>
1	3010014X1	2	Hex Cap Screw	
2	4292882M3	1	Support	Left Hand
	4299269M2	1	Support	[A] Left Hand
3	X668.468.201.000	4	Cable Clamp	
4	4292885M3	1	Tube	
5	4292886M4	1	Tube	
6	4292883M4	1	Support	Right Hand
	4299268M2	1	Support	[A] Right Hand
7	4294018M1	1	Can	
8	4271425M1	2	Union	
9	3019394X1	1	O Ring	(8)
10	4296047M1	1	Can	
11	4299574M1	2	Decal	

**FOOTNOTE [A] TRANSMISSION ASSY IDENTIFICATION NO 4297...M92**

Page Title	Page Number
Instrument Panel & Instruments	080-0005
Side Console Switches	080-0010
External Controls Fitted On The Rear Fenders	080-0015
Engine Harness - AGCO POWER SISU IEGR	080-0020
Engine Harness - AGCO POWER SISU w/ e3 Technology	080-0025
Instrument Panel Harness	080-0030
Instrument Panel Harness - Armrest	080-0035
Plate Relay & Fuse Holder	080-0040
Plate Relay & Fuse Holder - Decals	080-0045
Roof Harness - Automatic Air Conditioner	080-0050
Roof Harness - Manual Air Conditioner	080-0055
Roof Harness - Automatic Air Conditioner	080-0060
Roof Harness - Manual Air Conditioner	080-0065
Auto-Guide - Harness	080-0070
Pillar Harness - WITH ISOBUS	080-0075
Front Lightning Harness	080-0080
Rear Lightning Harness	080-0085
Trailer Electric Socket - For United States of America	080-0090
Trailer Electric Socket - For Export Europe	080-0095
Harness Front Electrical Plug - ISO STANDARD	080-0100
Field Lights Harness - Handold	080-0105

MF 8650 TRACTOR - 3906210  
1-WC15-010-B

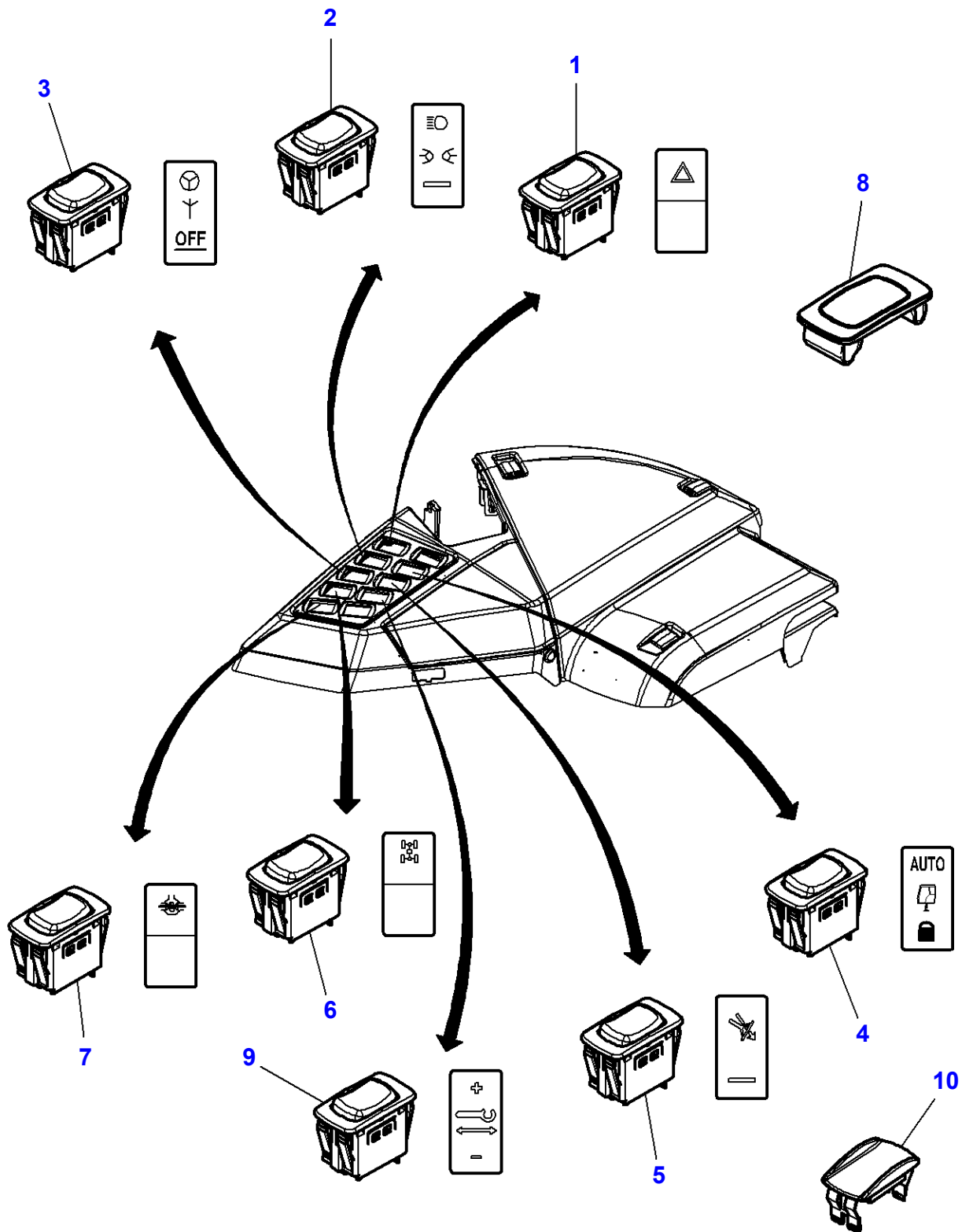
1-WC15-010-B



**Massey Ferguson****MF 8650 TRACTOR - 3906210****3906210****Instrument Panel & Instruments****Page080-0005**

<b>Item</b>	<b>Part Number</b>	<b>Qty</b>	<b>Description</b>	<b>Comments</b>
1	4282509M92	1	Instrument Panel	
2	3905833M91	1	Panel	(1)
3	3905834M1	1	Gasket	(1)
4	3905835M1	1	Gasket	(1)
5	3905836M1	3	Screw	(1)
6	4290681M1	1	Support	Right Hand
7	4271132M1	4	Screw	Diameter 3,5 X 14
8	4289325M1	1	Support	Left Hand

1-WU18-027-D

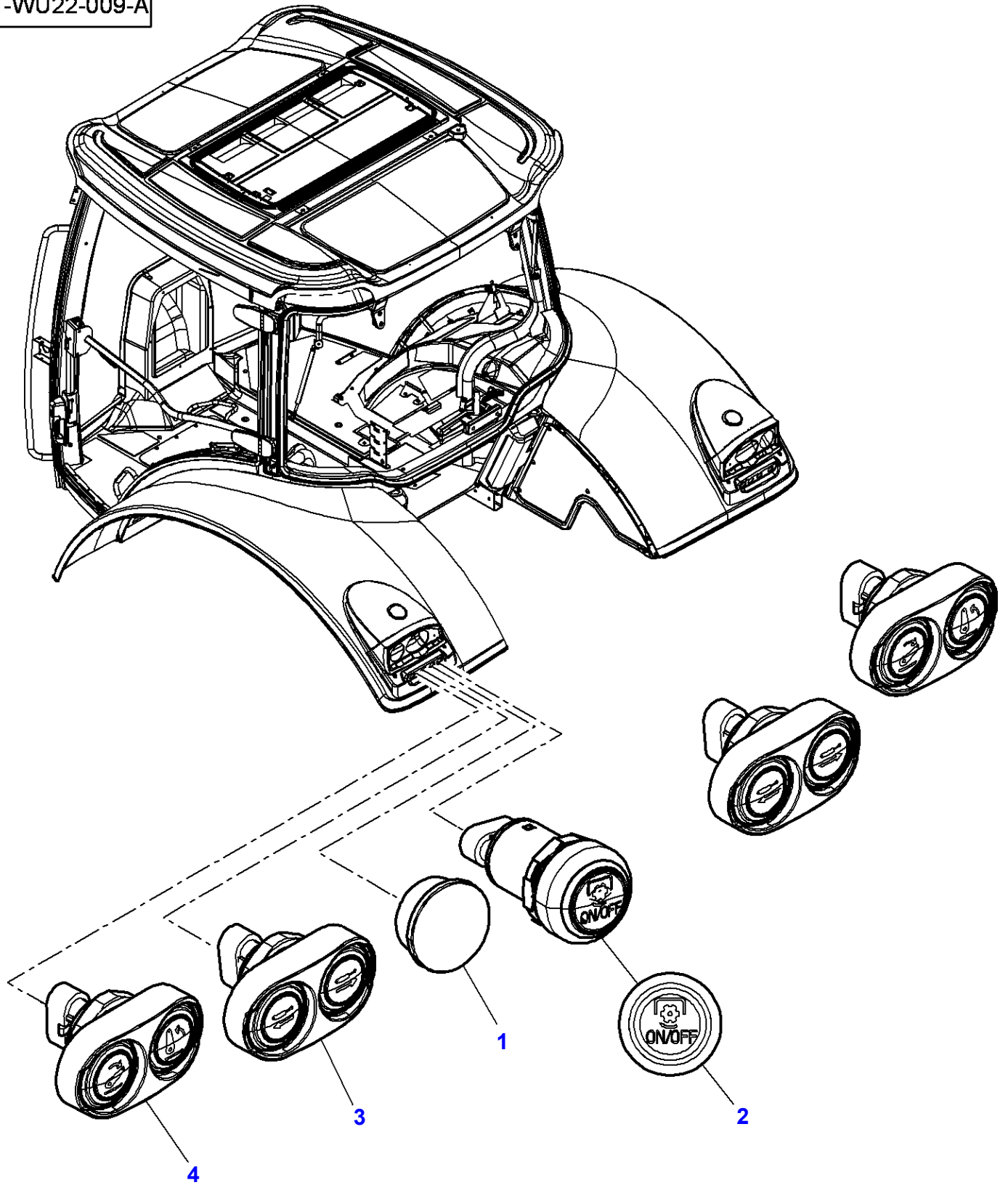




**Massey Ferguson****MF 8650 TRACTOR - 3906210****3906210****Side Console Switches****Page080-0010**

<b>Item</b>	<b>Part Number</b>	<b>Qty</b>	<b>Description</b>	<b>Comments</b>
1	4289936M1	1	Switch,Indirect	
2	4289928M2	1	Switch,Indirect	
3	4294241M1	1	Switch,Indirect	
4	4290731M1	1	Switch,Indirect	Up to Serial or Engine Number U030000
5	4294237M3	1	Switch,Indirect	
6	4289933M1	1	Switch,Indirect	
7	4289932M1	1	Switch,Indirect	
8	4292009M1	X	Plug	
9	4289942M1	1	Switch,Indirect	
10	4291804M1	1	Shutter	From Serial or Engine Number U030001

1-WU22-009-A

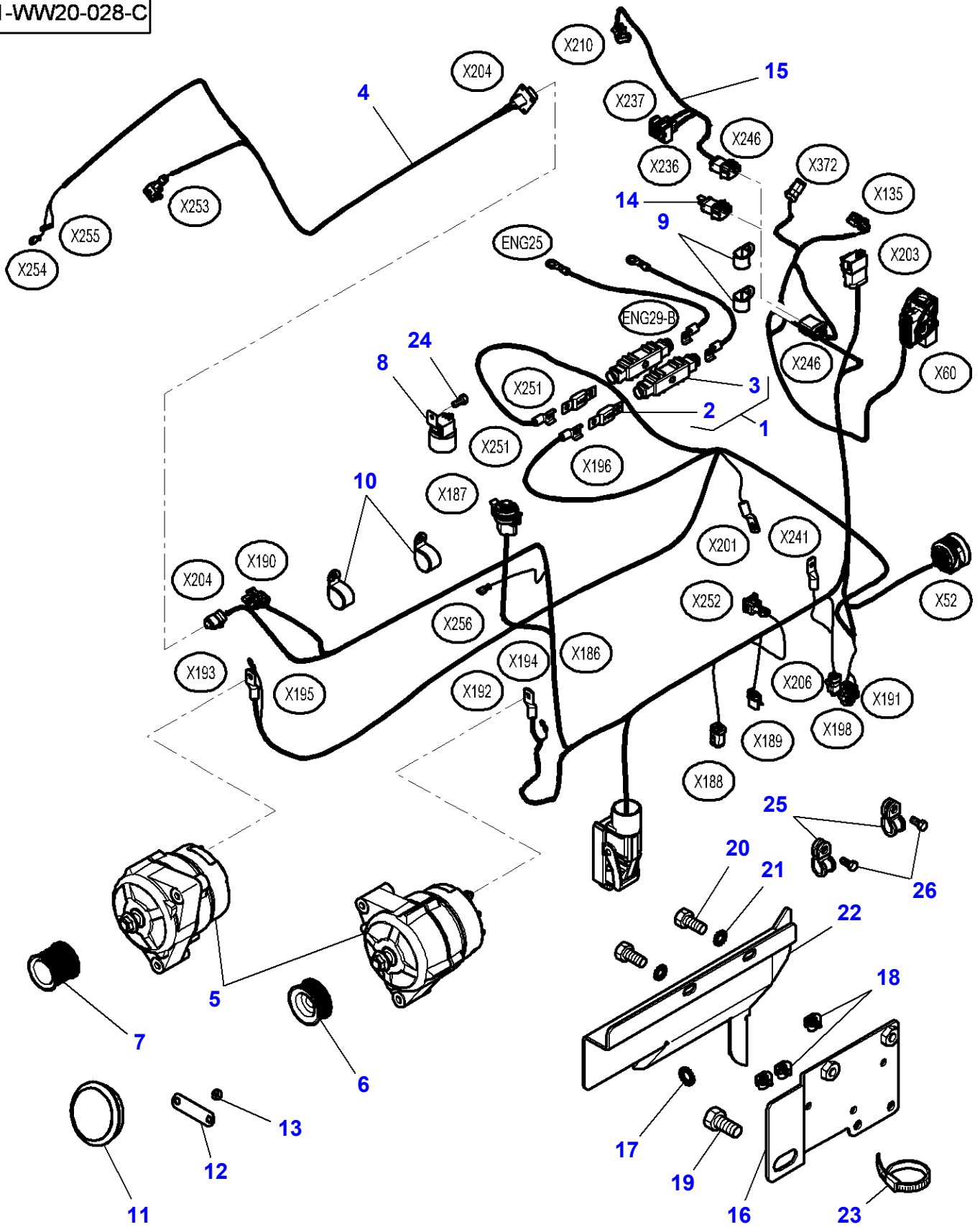


**Massey Ferguson****MF 8650 TRACTOR - 3906210****3906210****External Controls Fitted On The Rear Fenders****Page080-0015**

<b>Item</b>	<b>Part Number</b>	<b>Qty</b>	<b>Description</b>	<b>Comments</b>
1	4274755M2	3	Plug	Diameter 31MM
2	4284629M1	1	Switch,Indirect	
	4284630M1	1	Switch,Indirect	For United States of America
3	4289351M2	2	Switch	
4	4289349M2	2	Switch	

MF 8650 TRACTOR - 3906210  
1-WW20-028-C

1-WW20-028-C



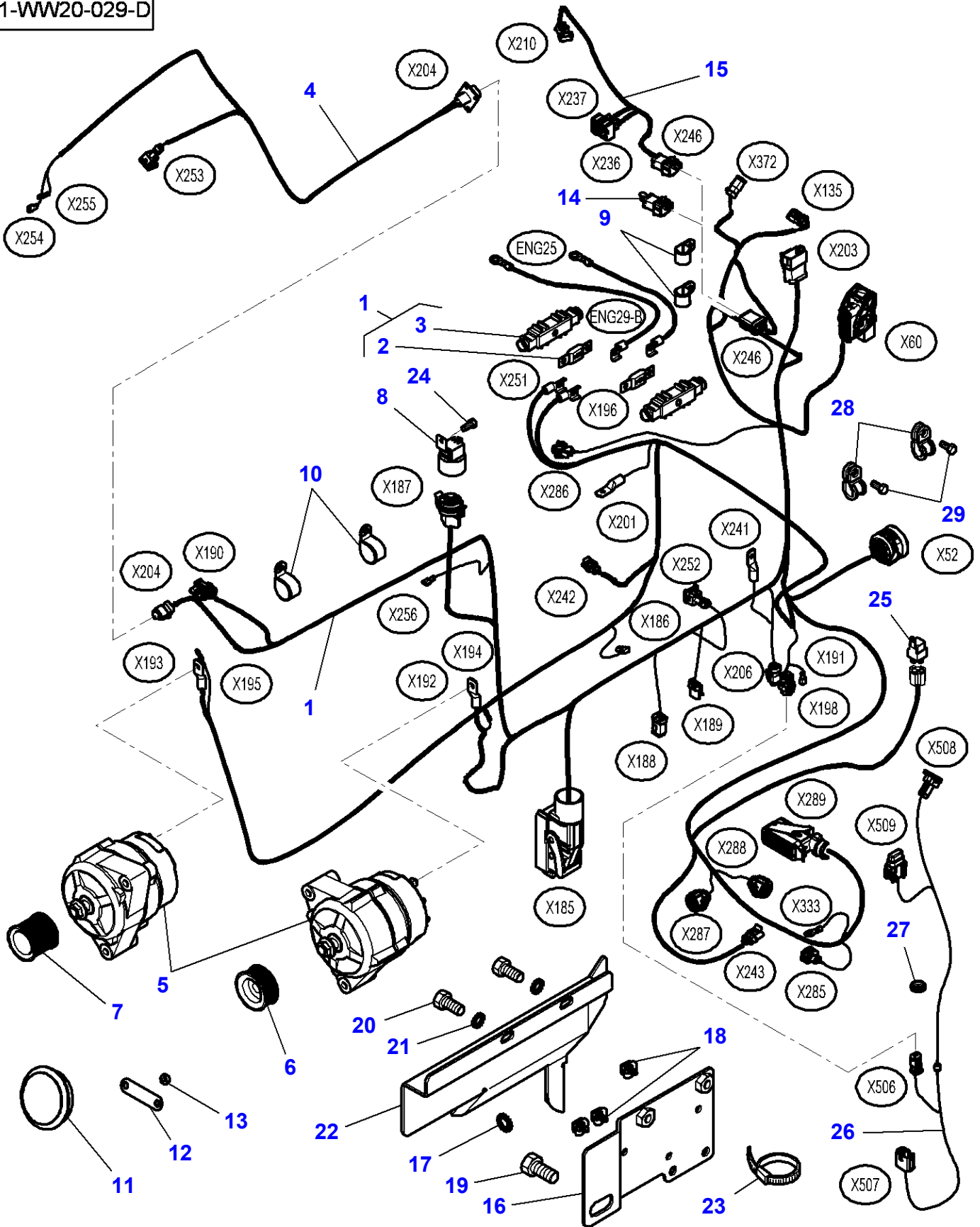
**Massey Ferguson****MF 8650 TRACTOR - 3906210****3906210****Engine Harness - AGCO POWER SISU IEGR****Page080-0020**

<b>Item</b>	<b>Part Number</b>	<b>Qty</b>	<b>Description</b>	<b>Comments</b>
1	4292941M94	1	Harness	
2	<b>3789732M1</b>	2	Fuse 225a	(1)
3	3789733M2	2	Case Assy	(1)
4	4290599M1	1	Harness	
5	4287014M3	2	Alternator	14V - 120AMP
6	4287017M1	1	Pulley	
7	4289357M1	1	Pulley	Diameter 54
8	<b>3779879M1</b>	1	Relay	12V - 50A
9	3581131M1	2	Clip	Diameter 20
10	3581424M1	2	Clip	Diameter 30
11	1678404M1	1	Horn	
12	3778841M2	1	Strap	
13	394367X1	1	Locknut	M8
14	4295666M1	1	Harness	[A]
15	4296810M2	1	Harness	[B]
16	4298759M1	1	Support	
17	391026X1	1	Tooth Washer	Diameter 10-18 X 1.8
18	4281082M1	X	Centraliser	
19	391180X1	1	Hex Cap Screw	M14 X 25
20	339123X1	2	Hex Cap Screw	M8 X 20
21	391025X1	2	Tooth Washer	Diameter 8-15 X 1.6
22	4298760M2	1	Cowl	
23	3619622M1	1	Cable Tie	
24	391074X1	1	Hex Cap Screw	M6 X 12
25	3581424M1	2	Clip	Diameter 30
26	339124X1	2	Hex Cap Screw	From Serial or Engine Number 13-MAY-2009 M8 X 16 From Serial or Engine Number 13-MAY-2009

**FOOTNOTE [A]** WITHOUT "AUTO-GUIDE"**FOOTNOTE [B]** WITH "AUTO-GUIDE"

MF 8650 TRACTOR - 3906210  
1-WW20-029-D

1-WW20-029-D



Item	Part Number	Qty	Description	Comments
1	4287836M96	1	Harness	
2	<b>3789732M1</b>	2	Fuse 225a	(1)
3	3789733M2	2	Case Assy	(1)
4	4290599M1	1	Harness	
5	4287014M3	2	Alternator	14V - 120AMP
6	4287017M1	1	Pulley	
7	4289357M1	1	Pulley	Diameter 54
8	<b>3779879M1</b>	1	Relay	12V - 50A
9	3581131M1	2	Clip	Diameter 20
10	3581424M1	2	Clip	Diameter 30
11	1678404M1	1	Horn	
12	3778841M2	1	Strap	
13	394367X1	1	Locknut	M8
14	4295666M1	1	Harness	[A]
15	4296810M2	1	Harness	[B]
16	4298759M1	1	Support	
17	391026X1	1	Tooth Washer	Diameter 10-18 X 1.8
18	4281082M1	X	Centraliser	
19	391180X1	1	Hex Cap Screw	M14 X 25
20	339123X1	2	Hex Cap Screw	M8 X 20
21	391025X1	2	Tooth Washer	Diameter 8-15 X 1.6
22	4298760M2	1	Cowl	
23	3619622M1	1	Cable Tie	
24	391074X1	1	Hex Cap Screw	M6 X 12
25	4299489M1	1	Relay	24V
26	4299590M2	1	Harness	[C]
27	832882M1	1	Grommet	[C] Diameter 25.4 X 1.6 Up to Serial or Engine Number 31-MAR-2009
	4347742M1	1	Grommet	[C] Diameter 25.5 X 1.5 From Serial or Engine Number 01-APR-2009
28	3581424M1	2	Clip	Diameter 30 From Serial or Engine Number 13-MAY-2009
29	339124X1	2	Hex Cap Screw	M8 X 16 From Serial or Engine Number 13-MAY-2009

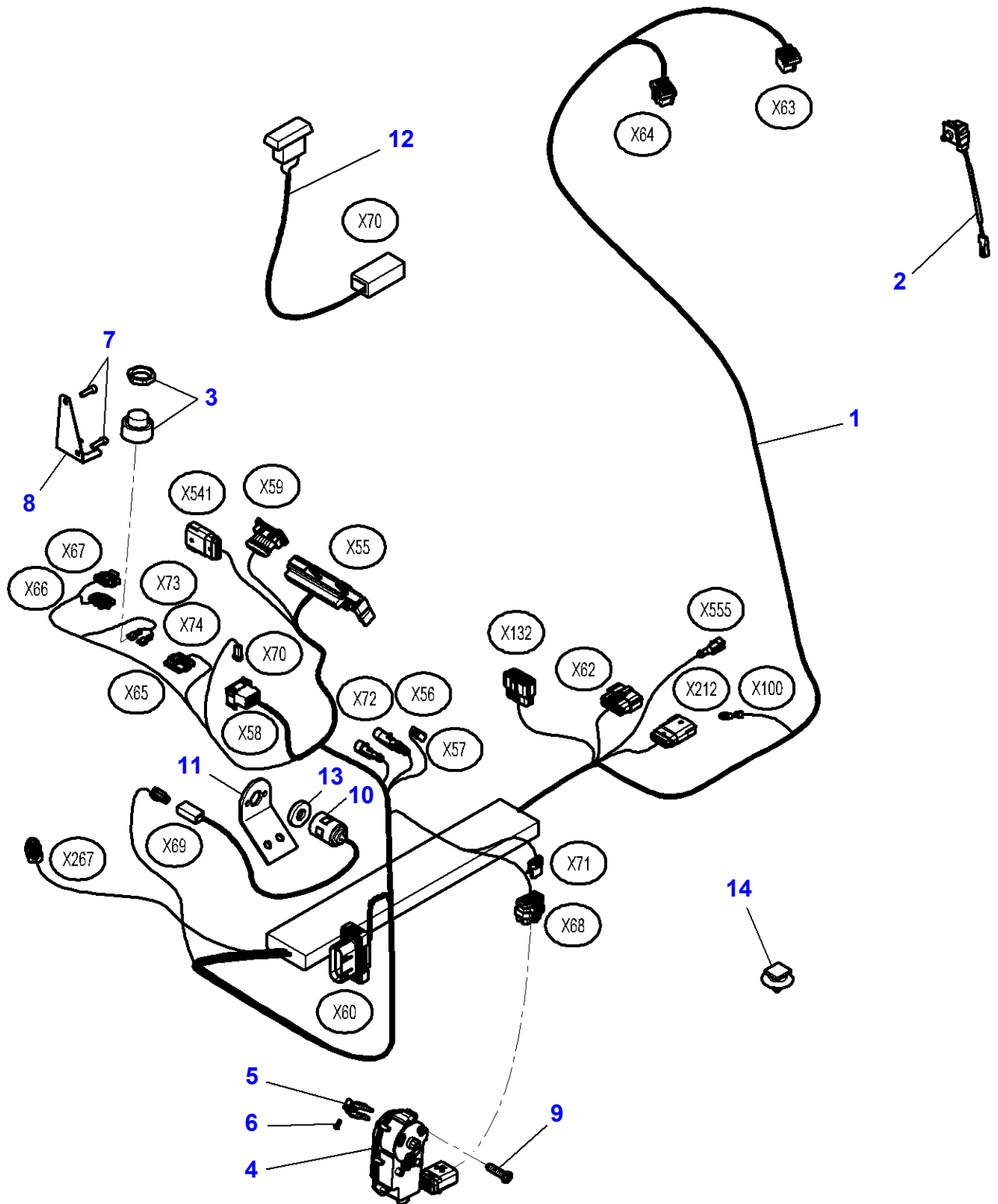
FOOTNOTE [A] WITHOUT "AUTO-GUIDE"

FOOTNOTE [B] WITH "AUTO-GUIDE"

FOOTNOTE [C] HEATER ENGINE BLOCK

MF 8650 TRACTOR - 3906210  
1-WW19-032-C

1-WW19-032-C





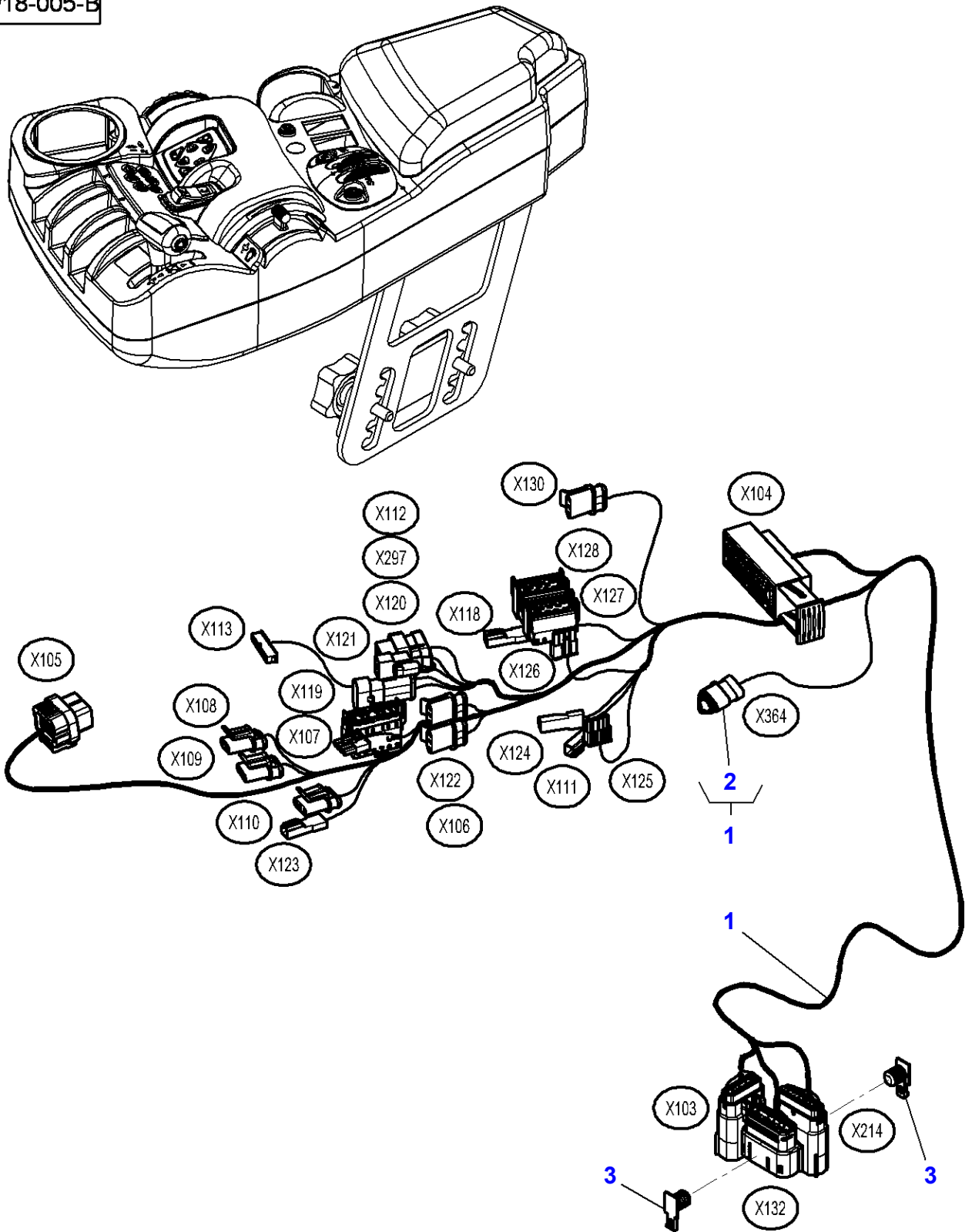
**Instrument Panel Harness**

<b>Item</b>	<b>Part Number</b>	<b>Qty</b>	<b>Description</b>	<b>Comments</b>
1	4295757M7	1	Harness	
2	<b>4289096M91</b>	1	Switch,Indirect	
3	3713367M1	1	Horn	
4	<b>4290395M3</b>	1	Transducer	
5	4295772M1	1	Fork	
6	3787143M1	1	Screw	M3 X 10
7	1440350X1	2	Hex Socket Screw	M6 X 20
8	4297347M1	1	Support	
9	4294802M1	3	Screw	4 X 14
10	<b>3787192M1</b>	1	Temp. Sensor	[A]
11	4294599M2	1	Support	
12	<b>3787185M1</b>	1	Transducer	[B]
13	4294746M1	1	Foam	
14	4281082M1	2	Centraliser	From Serial or Engine Number U124011

**FOOTNOTE [A]** INSIDE TEMPERATURE SENSOR

**FOOTNOTE [B]** SOLAR SENSOR

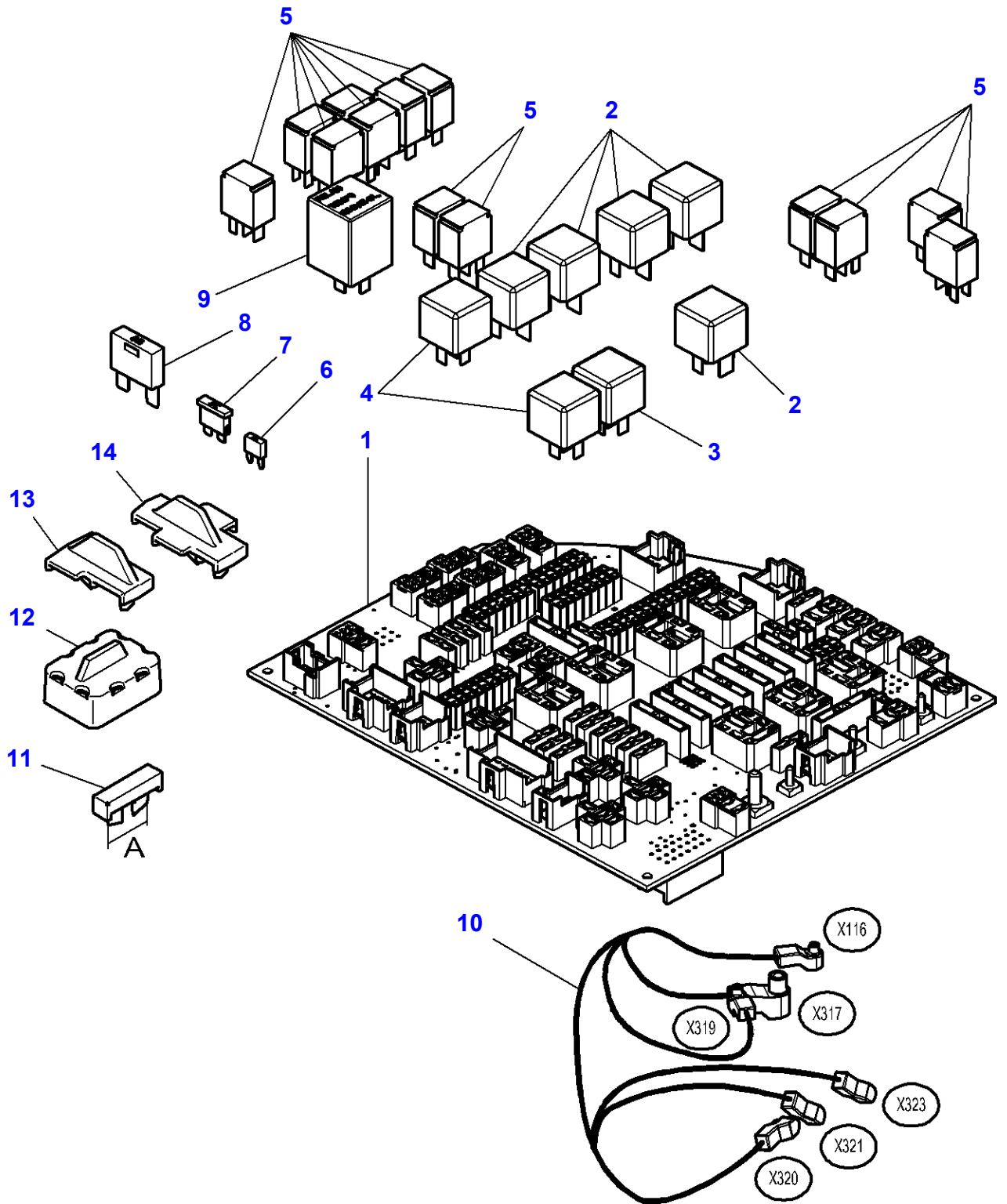
1-WW18-005-B



**Massey Ferguson****MF 8650 TRACTOR - 3906210****3906210****Instrument Panel Harness - Armrest****Page080-0035**

<b>Item</b>	<b>Part Number</b>	<b>Qty</b>	<b>Description</b>	<b>Comments</b>
1	4296787M94	1	Harness	
2	4284155M1	1	Resistor	(1) 120 OHMS
3	4280888M1	2	Clip	

1-WW50-007-A



## Plate Relay &amp; Fuse Holder

Item	Part Number	Qty	Description	Comments
1	4298297M91	1	Plate Clamping	[A]
2	4270844M1	X	Relay	[B] 12V 4RA 007 793-03
3	4295879M1	X	Relay	[B] 24V 4RD 007 903-001
4	4272432M1	X	Relay	[B] 12V 4RD 007 794-02
5	4272431M1	X	Relay	[B] 12V 4RD 007 814-01
	4349213M1	X	Relay	12V-120 mA CR C-8-1393292-4
6	4295869M1	X	Fuse 3a	[B] 3A Length 11.2MM
	4271799M1	X	Fuse 5a	[B] 5A Length 11.2MM
	4271800M1	X	Fuse 7,5a	[B] 7.5A Length 11.2MM
	4271801M1	X	Fuse 10a	[B] 10A Length 11.2MM
	4271802M1	X	Fuse 15a	[B] 15A Length 11.2MM
7	1695966M1	X	Fuse 15a	[B] 15A Length 19.5MM
	1695940M1	X	Fuse 20a	[B] 20A Length 19.5MM
	3387322M1	X	Fuse 25a	[B] 25A Length 19.5MM
	3712661M1	X	Fuse 30a	[B] 30A Length 19.5MM
8	4271842M1	X	Fuse 40a	[B] 40A Length 29.2MM
	4271803M1	X	Fuse 50a	[B] 50A Length 29.2MM
	4295870M1	X	Fuse 60a	[B] 60A Length 29.2MM
	4295871M1	X	Fuse 70a	[B] 70A Length 29.2MM
	3580868M1	X	Fuse 3a	3 AMP Length 19,5 MM
9	4271991M1	1	Relay	[B]
10	4296121M2	1	Harness	
11	4280414M1	83	Plug	[C] MINI A= 11MM
	4280415M1	30	Plug	[C] STANDARD A= 14.7MM
	4280416M2	8	Plug	[C] MAXI A= 29MM
12	4280419M1	2	Plug	[D] 50 AMP
13	4280417M1	27	Plug	[D] MINI

**Massey Ferguson**

**MF 8650 TRACTOR - 3906210**

**3906210**

**Plate Relay & Fuse Holder**

**Page080-0040**

<b>Item</b>	<b>Part Number</b>	<b>Qty</b>	<b>Description</b>	<b>Comments</b>
14	4280418M2	6	Plug	[D] STANDARD

**FOOTNOTE [A]** PREEQUIPED PLATE CLAMPING

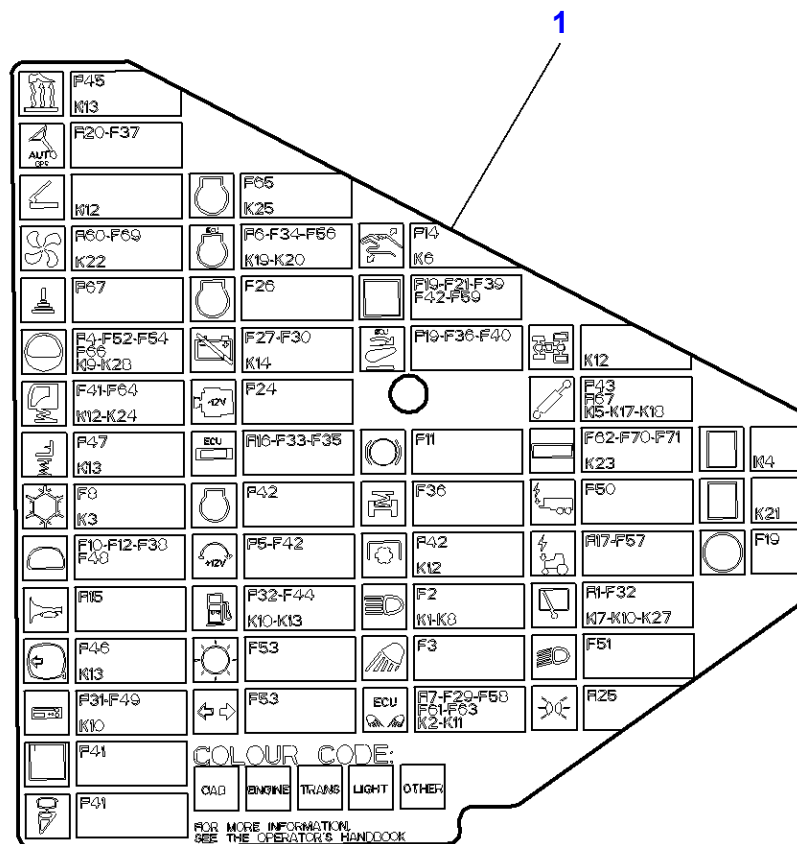
**FOOTNOTE [B]** INCLUDED IN 4298297M91

**FOOTNOTE [C]** FUSE

**FOOTNOTE [D]** RELAY

MF 8650 TRACTOR - 3906210  
1-WW50-009-B

1-WW50-009-B



**Massey Ferguson**

**MF 8650 TRACTOR - 3906210**

**3906210**

**Plate Relay & Fuse Holder - Decals**

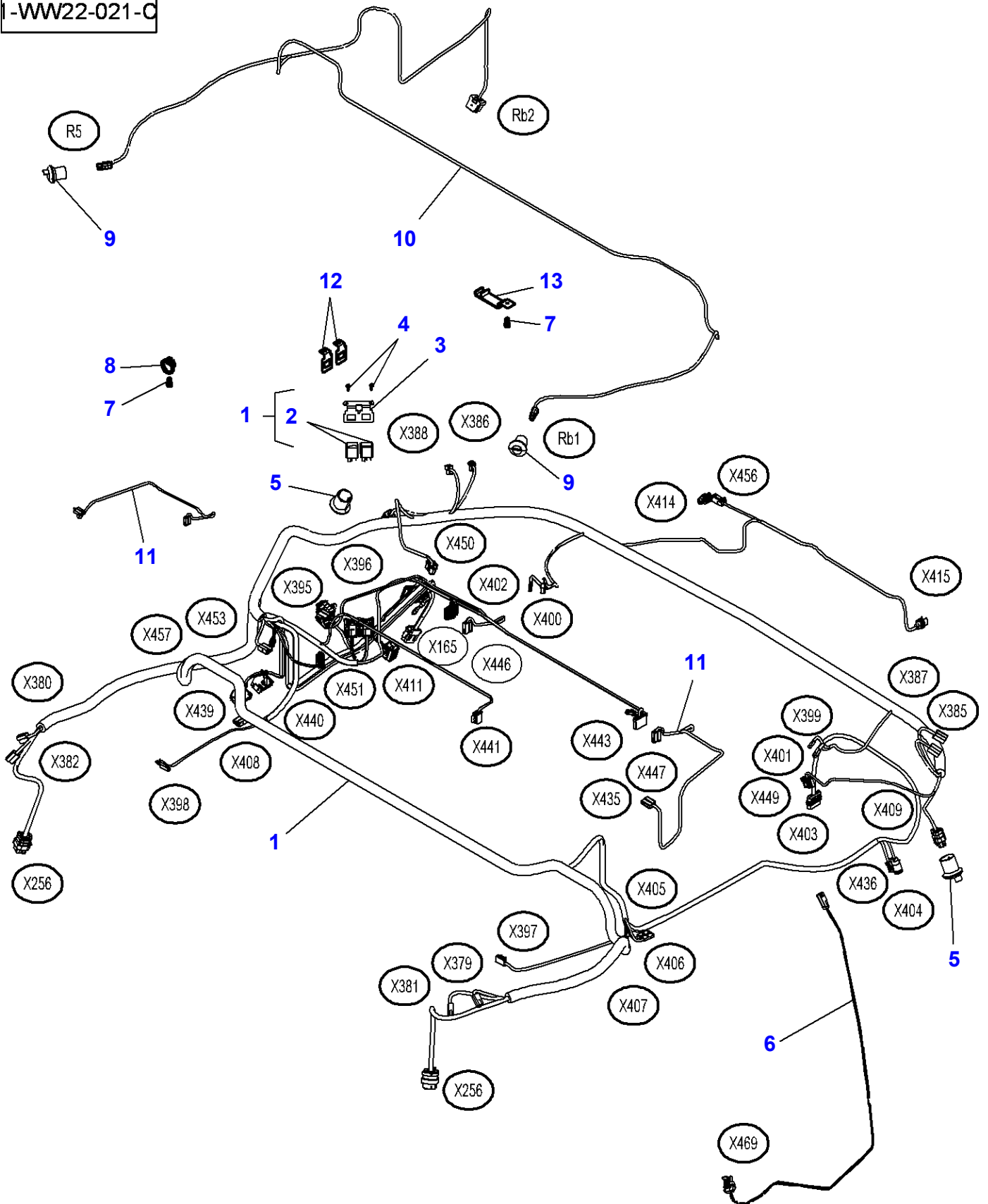
**Page080-0045**

<b>Item</b>	<b>Part Number</b>	<b>Qty</b>	<b>Description</b>
1	4347347M2	1	Decal



MF 8650 TRACTOR - 3906210  
1-WW22-021-C

1-WW22-021-C



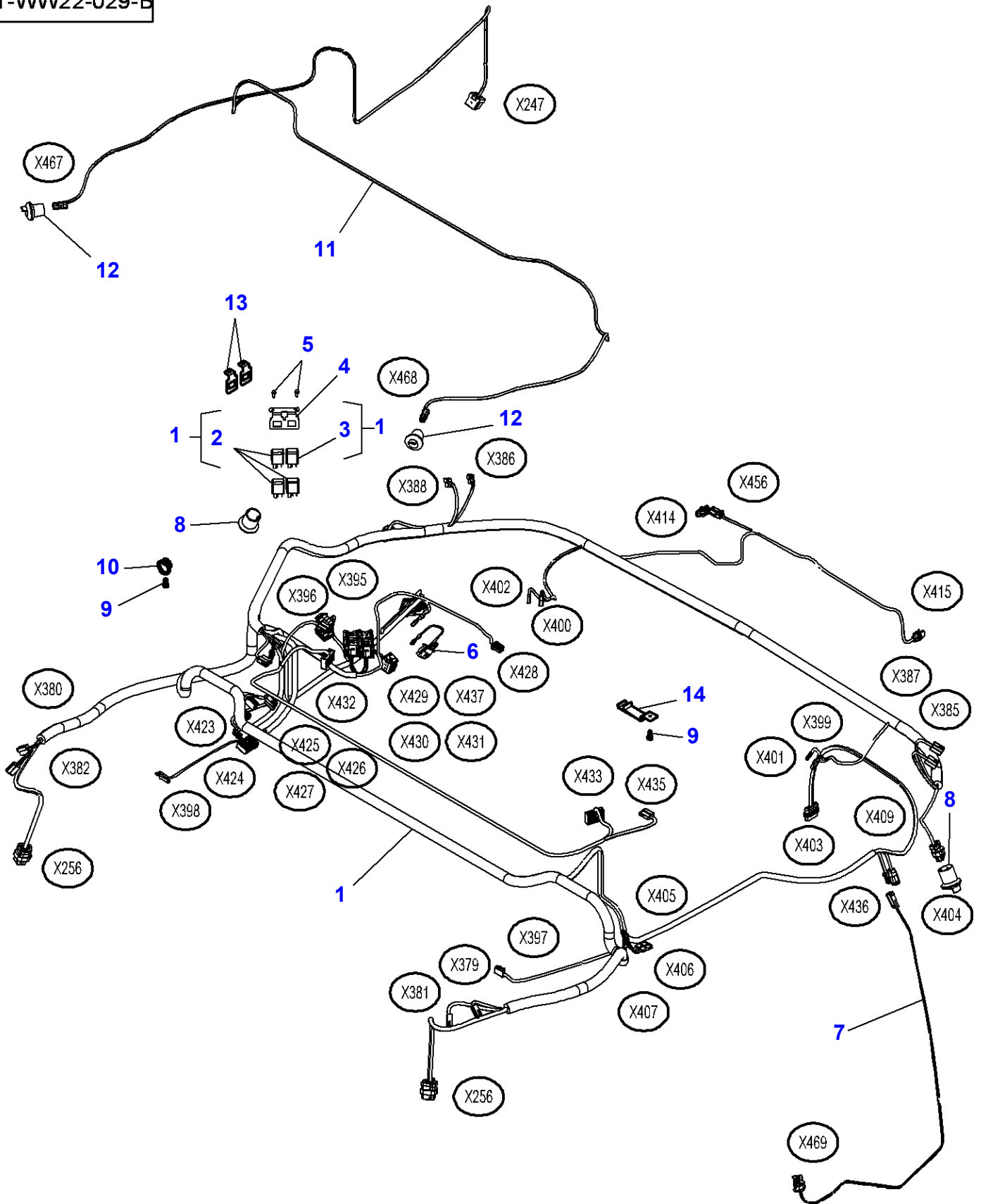
**Massey Ferguson****MF 8650 TRACTOR - 3906210****3906210****Roof Harness - Automatic Air Conditioner****Page080-0050**

<b>Item</b>	<b>Part Number</b>	<b>Qty</b>	<b>Description</b>	<b>Comments</b>
1	4289530M92	1	Harness	For Export Europe
2		2	Relay	(1) Not serviced,order REF. 1
3	4289536M1	1	Support	Up to Serial or Engine Number ...
4	4285062M1	2	Screw	M4 X 12
5	4289453M2	2	Grommet	
6	4297139M1	1	Harness	
7	4285062M1	10	Screw	
8	4292672M1	9	Clamp	
9	4289452M2	2	Grommet	Up to Serial or Engine Number ...
	4289452M2	4	Grommet	From Serial or Engine Number ...
10	4289539M91	1	Harness	[A]
11	4289541M91	2	Extension	
12	4289536M2	2	Support	From Serial or Engine Number ...
13	4347371M91	1	Bracket	

**FOOTNOTE [A] FOR ELECTRIC MIRRORS**

MF 8650 TRACTOR - 3906210  
1-WW22-029-B

1-WW22-029-B



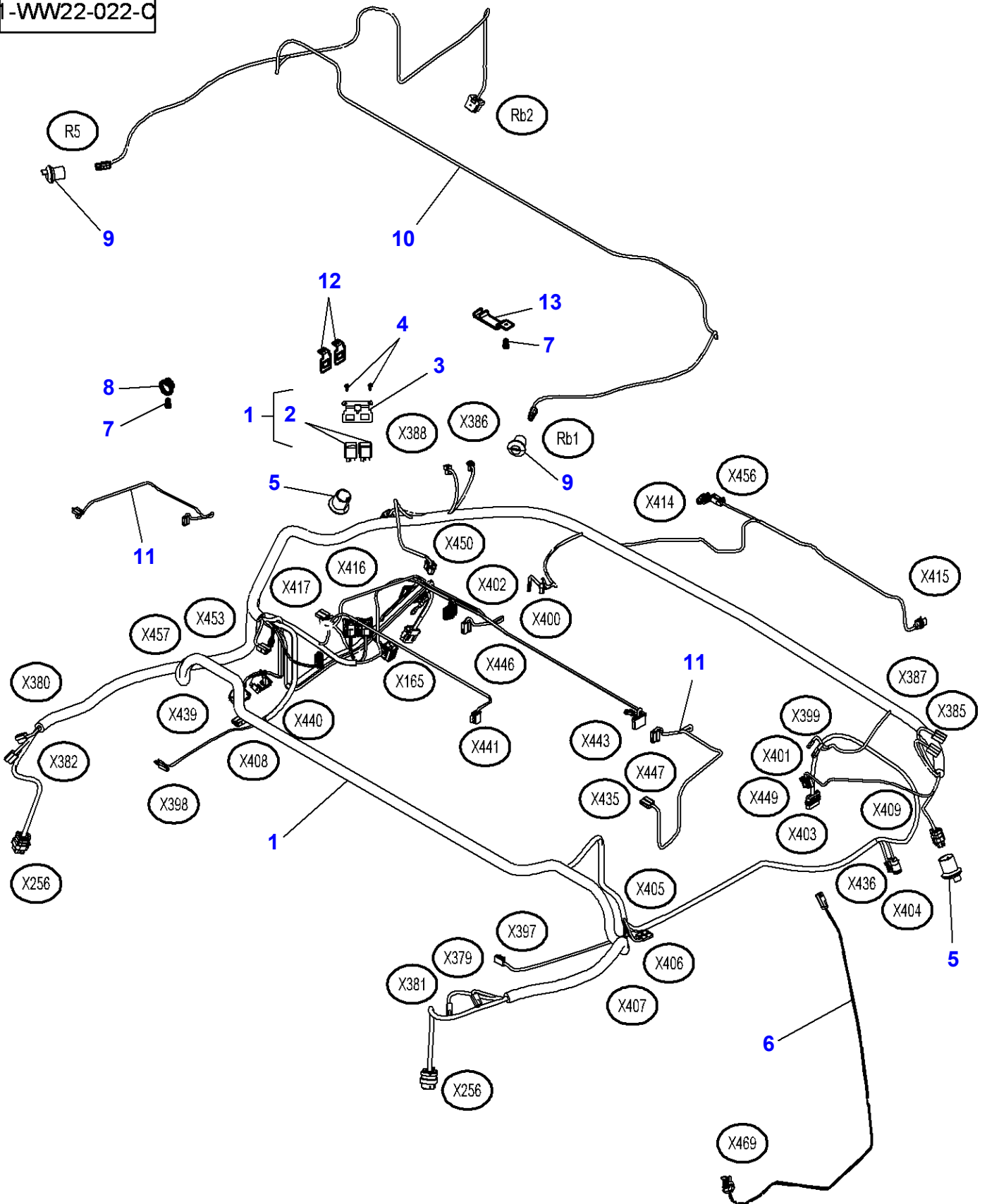
**Massey Ferguson****MF 8650 TRACTOR - 3906210****3906210****Roof Harness - Manual Air Conditioner****Page080-0055**

<b>Item</b>	<b>Part Number</b>	<b>Qty</b>	<b>Description</b>	<b>Comments</b>
1	4284938M92	1	Harness	For Export Europe
2		3	Relay	(1) Not serviced,order REF. 1
3		1	Relay	(1) Not serviced,order REF. 1
4	4289536M1	1	Support	Up to Serial or Engine Number ...
5	4285062M1	2	Screw	M4 X 12
6	4296392M2	1	Connectors	
7	4297139M1	1	Harness	
8	4289453M2	2	Grommet	
9	4285062M1	10	Screw	
10	4292672M1	9	Clamp	
11	4289539M91	1	Harness	[A]
12	4289452M2	2	Grommet	Up to Serial or Engine Number ...
	4289452M2	4	Grommet	From Serial or Engine Number ...
13	4289536M2	2	Support	From Serial or Engine Number ...
14	4347371M91	1	Bracket	

**FOOTNOTE [A] FOR ELECTRIC MIRRORS**

MF 8650 TRACTOR - 3906210  
1-WW22-022-C

1-WW22-022-C

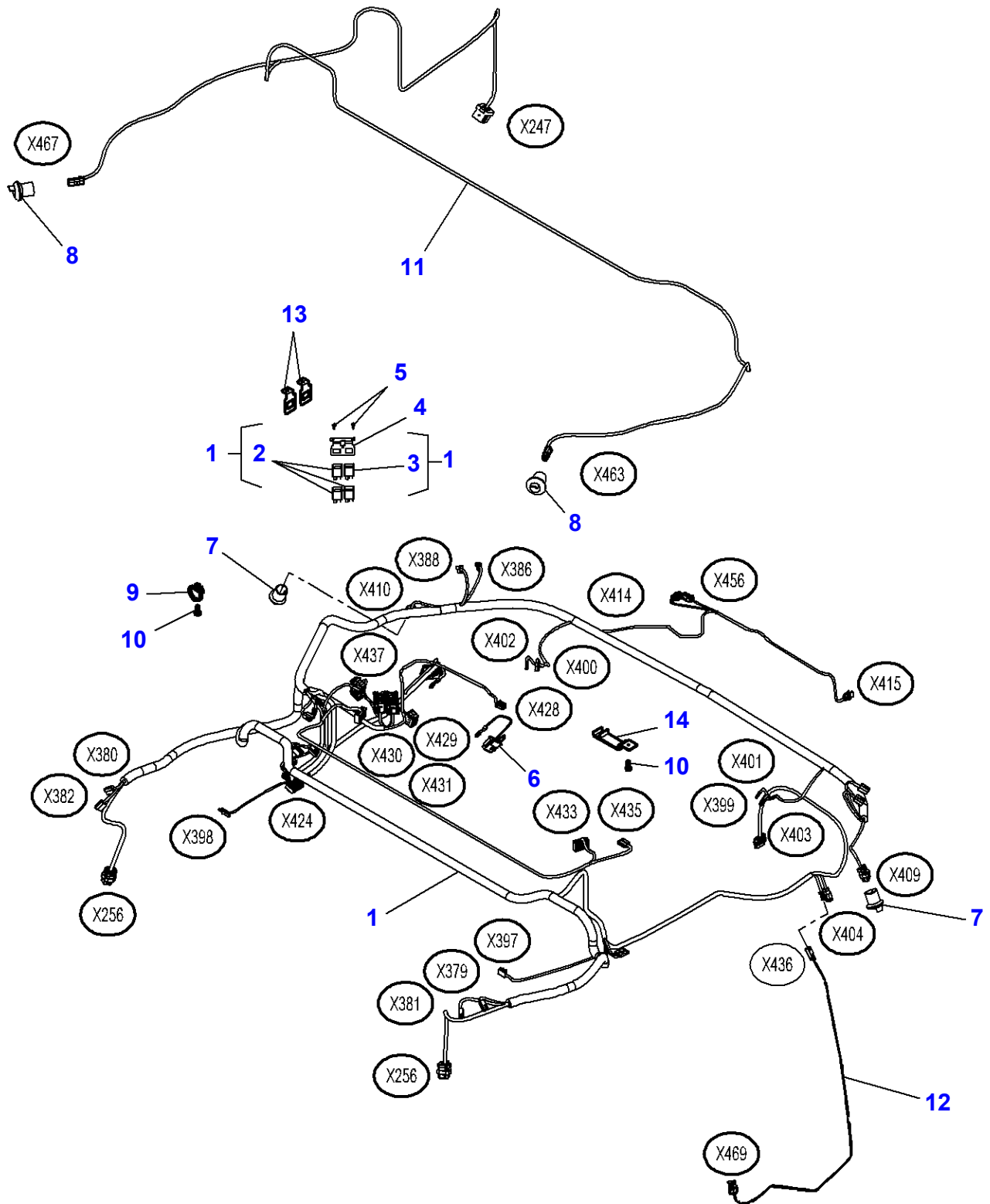


**Massey Ferguson****MF 8650 TRACTOR - 3906210****3906210****Roof Harness - Automatic Air Conditioner****Page080-0060**

<b>Item</b>	<b>Part Number</b>	<b>Qty</b>	<b>Description</b>	<b>Comments</b>
1	4288645M92	1	Harness	For United States of America
2		2	Relay	(1) Not serviced,order REF. 1
3	4289536M1	1	Support	Up to Serial or Engine Number ...
4	4285062M1	2	Screw	M4 X 12
5	4289453M2	2	Grommet	
6	4297139M1	1	Harness	
7	4285062M1	10	Screw	
8	4292672M1	9	Clamp	
9	4289452M2	2	Grommet	Up to Serial or Engine Number ...
	4289452M2	4	Grommet	From Serial or Engine Number ...
10	4289539M91	1	Harness	[A]
11	4289541M91	2	Extension	
12	4289536M2	2	Support	From Serial or Engine Number ...
13	4347371M91	1	Bracket	

**FOOTNOTE [A] FOR ELECTRIC MIRRORS**

1-WW22-030-B



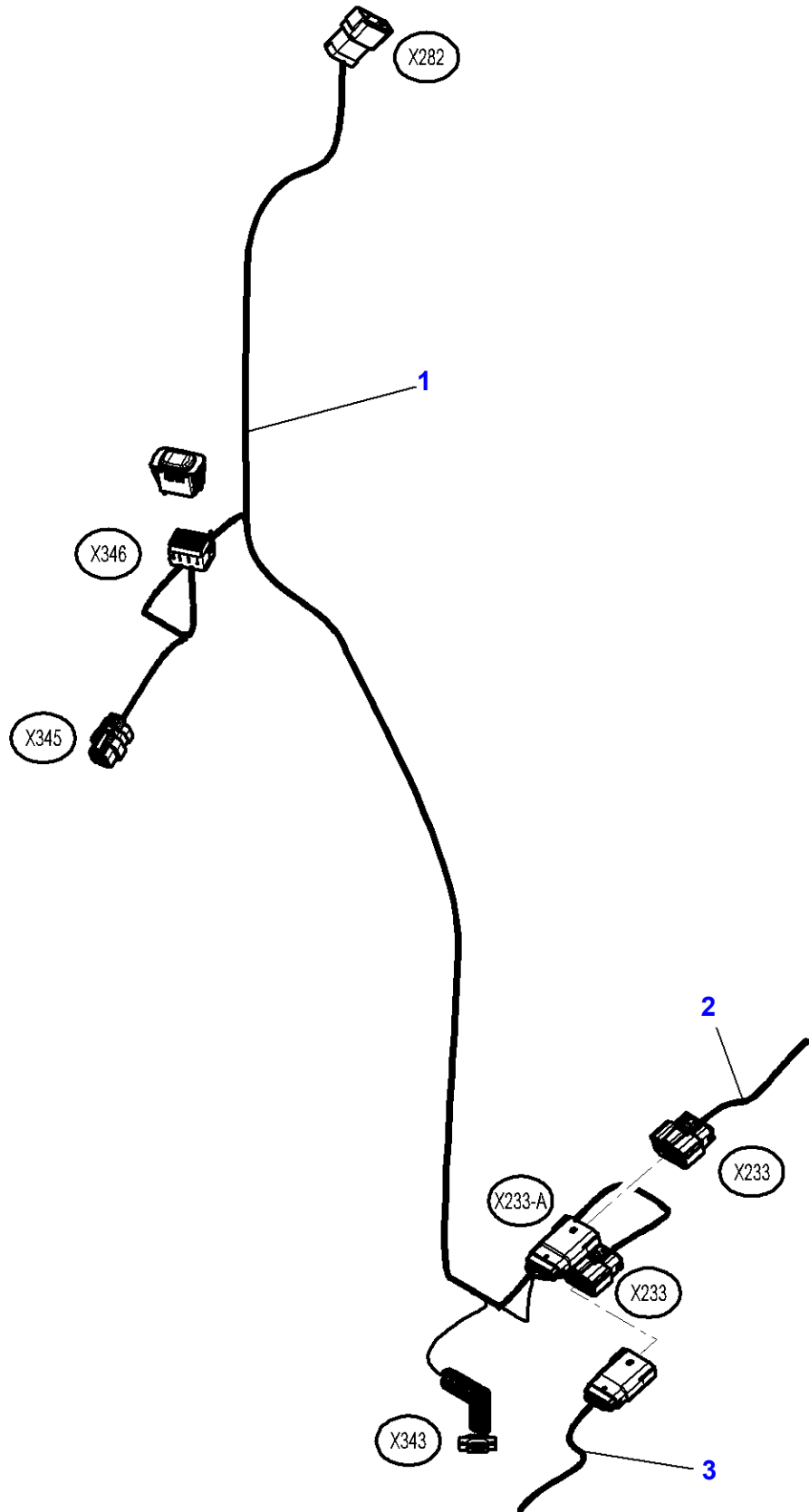
**Massey Ferguson****MF 8650 TRACTOR - 3906210****3906210****Roof Harness - Manual Air Conditioner****Page080-0065**

<b>Item</b>	<b>Part Number</b>	<b>Qty</b>	<b>Description</b>	<b>Comments</b>
1	4289399M92	1	Harness	For United States of America
2		3	Relay	(1) Not serviced,order REF. 1
3		1	Relay	(1) Not serviced,order REF. 1
4	4289536M1	1	Support	Up to Serial or Engine Number ...
5	4285062M1	2	Screw	M4 X 12
6	4296392M2	1	Connectors	
7	4289453M2	2	Grommet	
8	4289452M2	2	Grommet	Up to Serial or Engine Number ...
	4289452M2	6	Grommet	From Serial or Engine Number ...
9	4292672M1	9	Clamp	
10	4285062M1	10	Screw	
11	4289539M91	1	Harness	[A]
12	4297139M1	1	Harness	
13	4289536M2	2	Support	From Serial or Engine Number ...
14	4347371M91	1	Bracket	

**FOOTNOTE [A] FOR ELECTRIC MIRRORS**



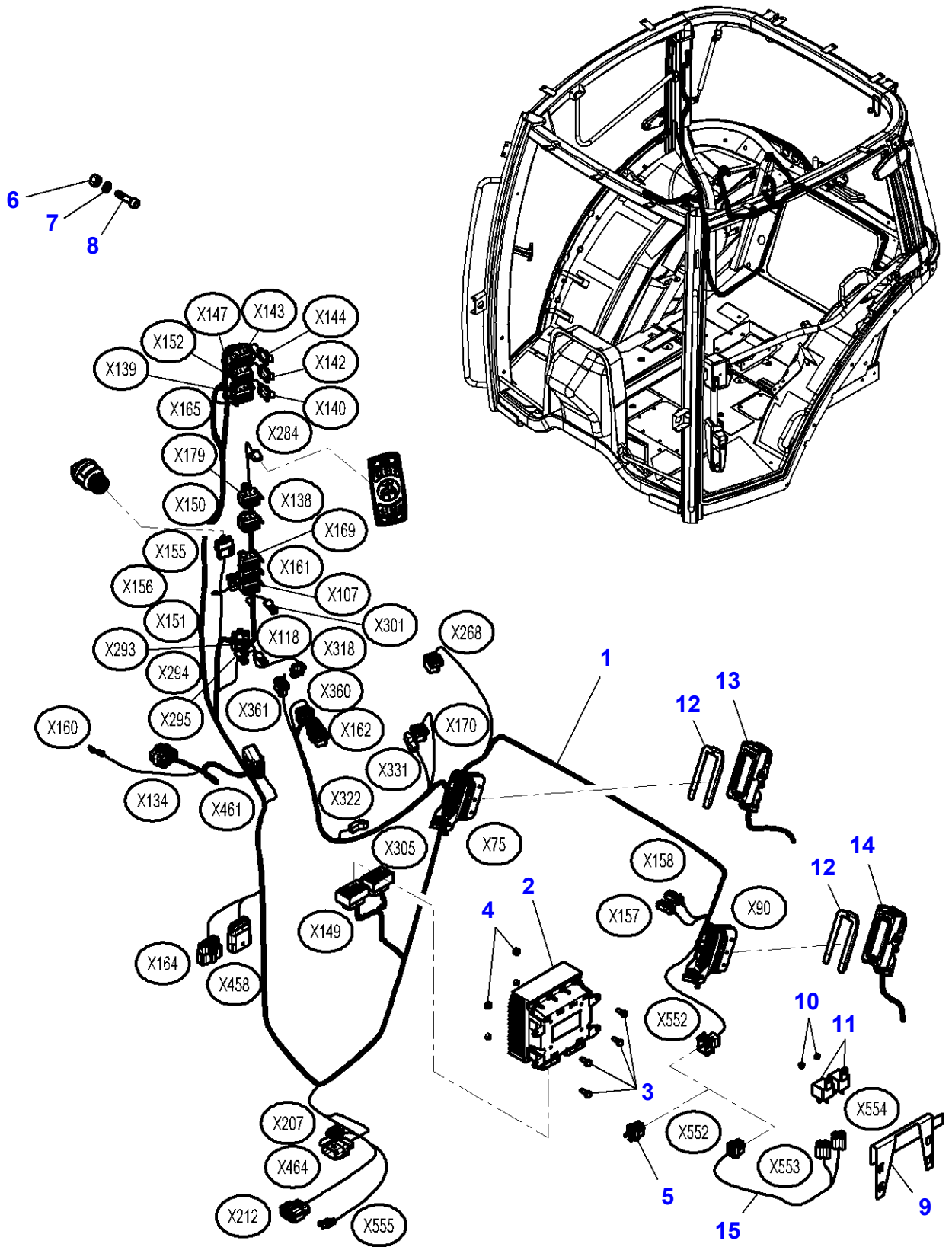
1-WU51-003-A



**Massey Ferguson****MF 8650 TRACTOR - 3906210****3906210****Auto-Guide - Harness****Page080-0070**

<b>Item</b>	<b>Part Number</b>	<b>Qty</b>	<b>Description</b>	<b>Comments</b>
1	4290576M2	1	Harness	
2		1	Harness	See Page - Reference Number 090-0075/1
3		1	Harness	See Page - Reference Number 090-0100/1

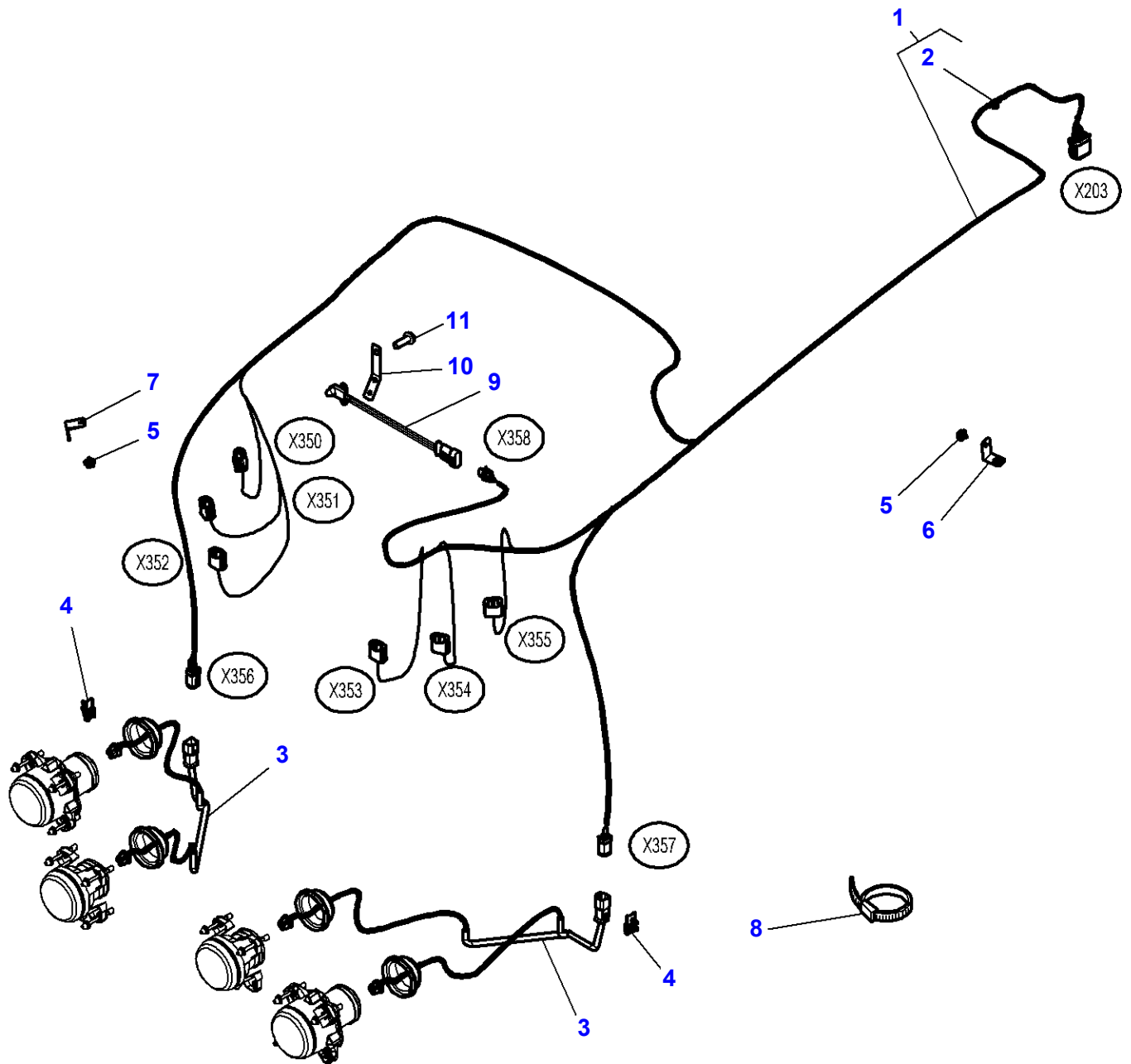
1-WW42-008-C



**Massey Ferguson****MF 8650 TRACTOR - 3906210****3906210****Pillar Harness - WITH ISOBUS****Page080-0075**

<b>Item</b>	<b>Part Number</b>	<b>Qty</b>	<b>Description</b>	<b>Comments</b>
1	4295267M4	1	Harness	
2	4291754M96	1	Module	
3	339560X1	4	Hex Cap Screw	M6 X 16
4	339030X1	4	Nut	M6
5	4348638M1	1	Harness	Not for USA From Serial or Engine Number 18-MAY-2009
6	1441500X1	1	Top Locknut	M6
7	391289X1	1	Tooth Washer	Diameter 6-11
8	3009281X1	1	Hex Socket Screw	M6 X 16
9	4348633M1	1	Support	For United States of America From Serial or Engine Number U105050 Up to Serial or Engine Number 19-MAY-2009
10	1441917X1	2	Locknut	For United States of America M5 From Serial or Engine Number U105050
11	<b>3615652M1</b>	2	Relay	For United States of America 12V-25A From Serial or Engine Number U093027
12	3013707X1	2	Connectors	
13		1	Harness	See Page - Reference Number 080-0085/1
14		1	Harness	See Page - Reference Number 080-0085/2
15	4348365M1	1	Harness	For United States of America From Serial or Engine Number U093027

1-WW44-014-B

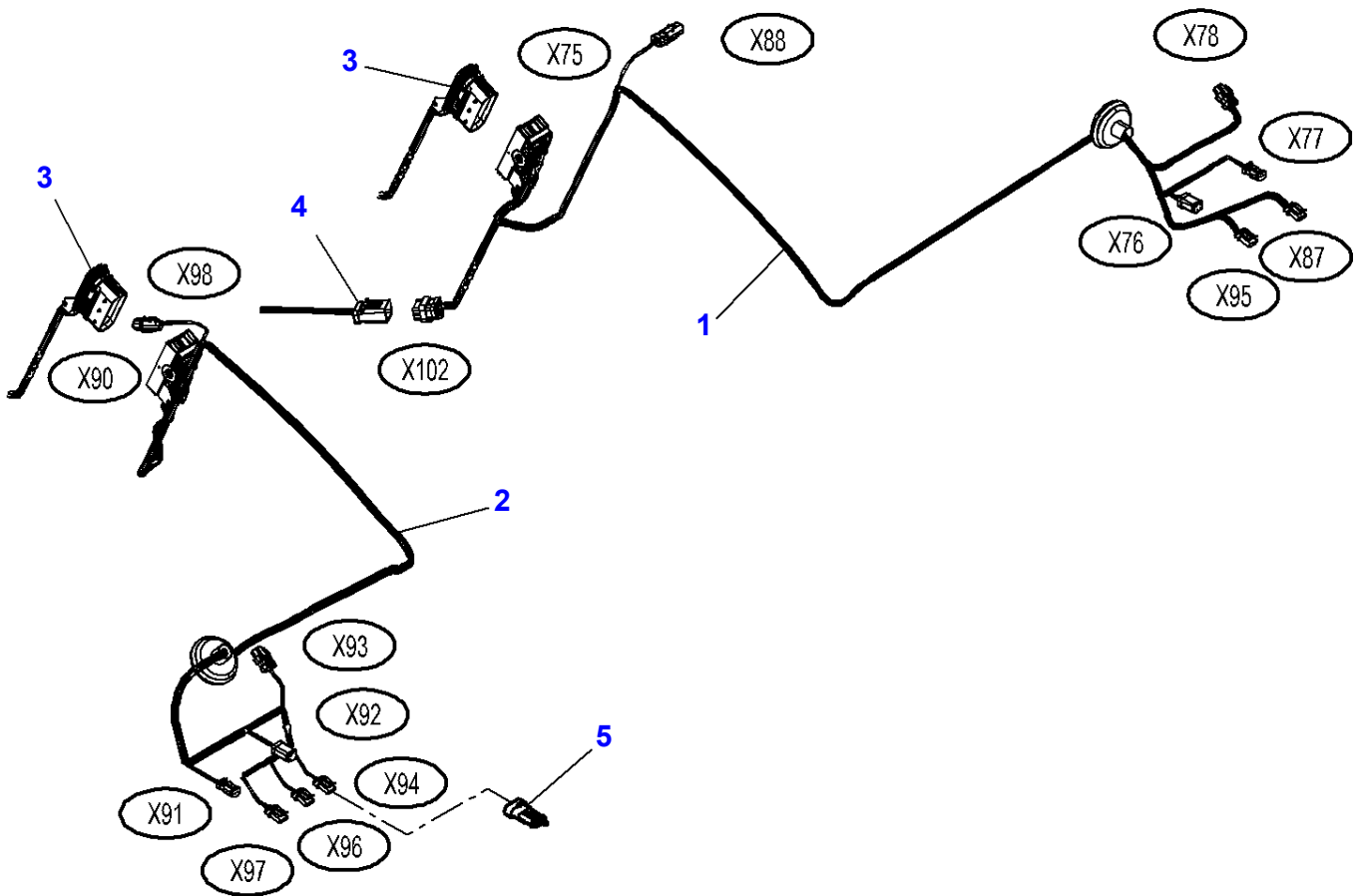
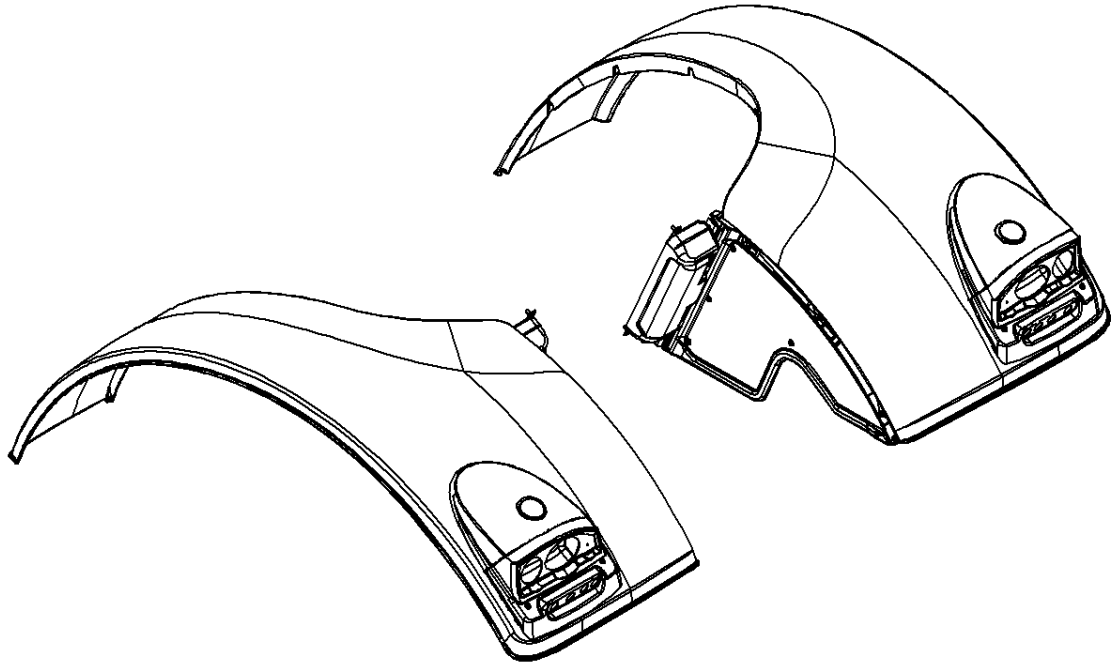


**Front Lightning Harness**

<b>Item</b>	<b>Part Number</b>	<b>Qty</b>	<b>Description</b>	<b>Comments</b>
1	4293689M92	1	Harness	
2		1	Connectors	Not serviced,order REF. 1
3	4296237M1	2	Harness	
4	4295861M1	2	Tie	
5	4281082M1	15	Centraliser	
6	4286454M2	10	Support	
7	4295851M1	4	Support	
8	3619622M1	5	Cable Tie	
9	<b>3787184M1</b>	1	Temp. Sensor	[A]
10	4272846M1	1	Support	
11	338662X1	2	Rivet	Diameter 2,4 MM

**FOOTNOTE [A] OUTSIDE TEMPERATURE SENSOR**

1-WW43-020-C



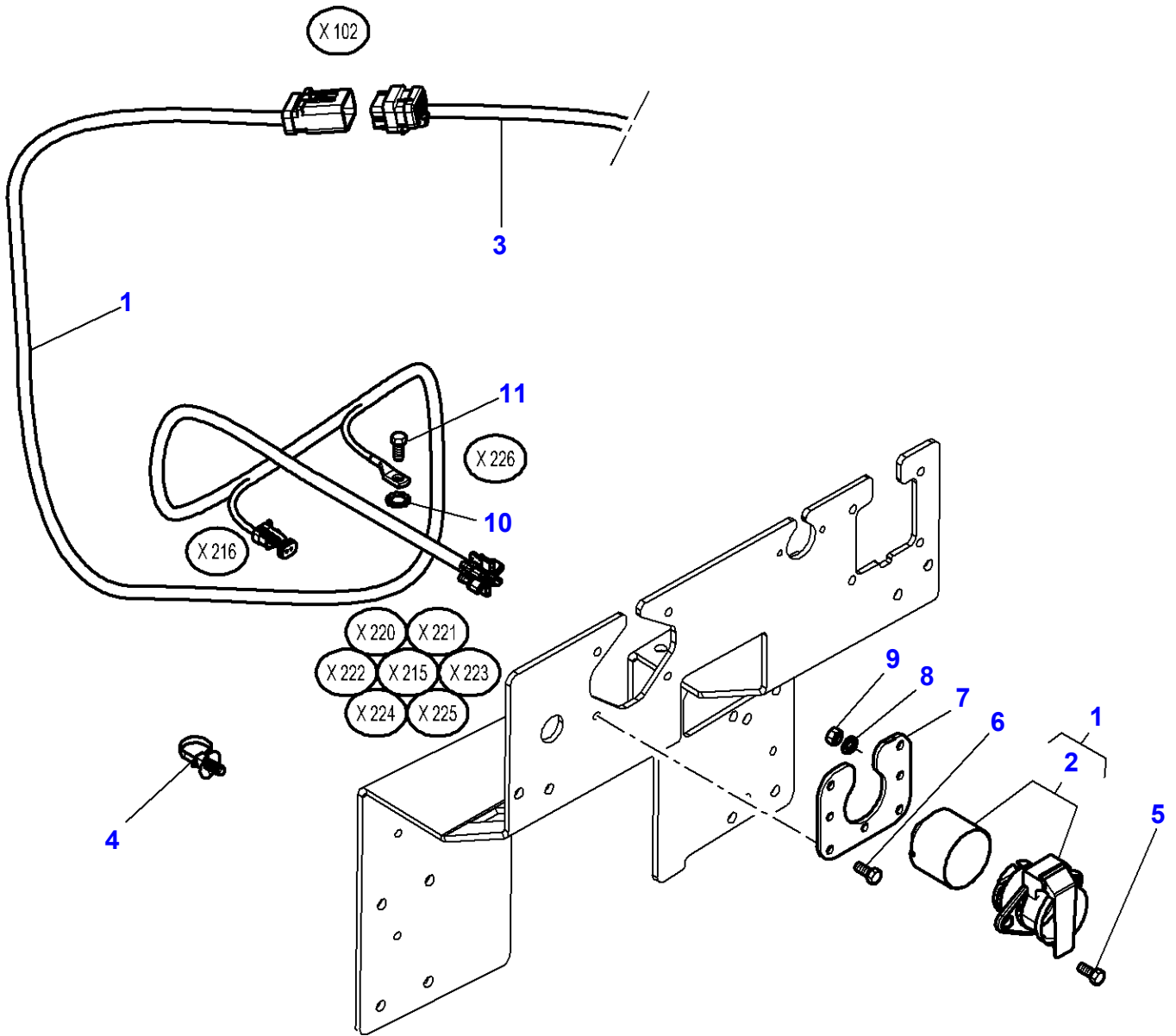
**Massey Ferguson****MF 8650 TRACTOR - 3906210****3906210****Rear Lightning Harness****Page080-0085**

<b>Item</b>	<b>Part Number</b>	<b>Qty</b>	<b>Description</b>	<b>Comments</b>
1	4289360M4	1	Harness	
2	4289361M3	1	Harness	
3		1	Harness	See Page - Reference Number 080-0075/1
4		1	Harness	[A] See Page - Reference Number 090-0080/1 For Export Europe
		1	Harness	[A] See Page - Reference Number 090-0085/1 For United States of America
		1	Harness	[B] See Page - Reference Number 080-0090/1 For United States of America
5	3782172M1	1	Wire	[C]

**FOOTNOTE [A]** WITH ISOBUS**FOOTNOTE [B]** WITHOUT ISOBUS**FOOTNOTE [C]** MANUAL AIR CONDITIONER



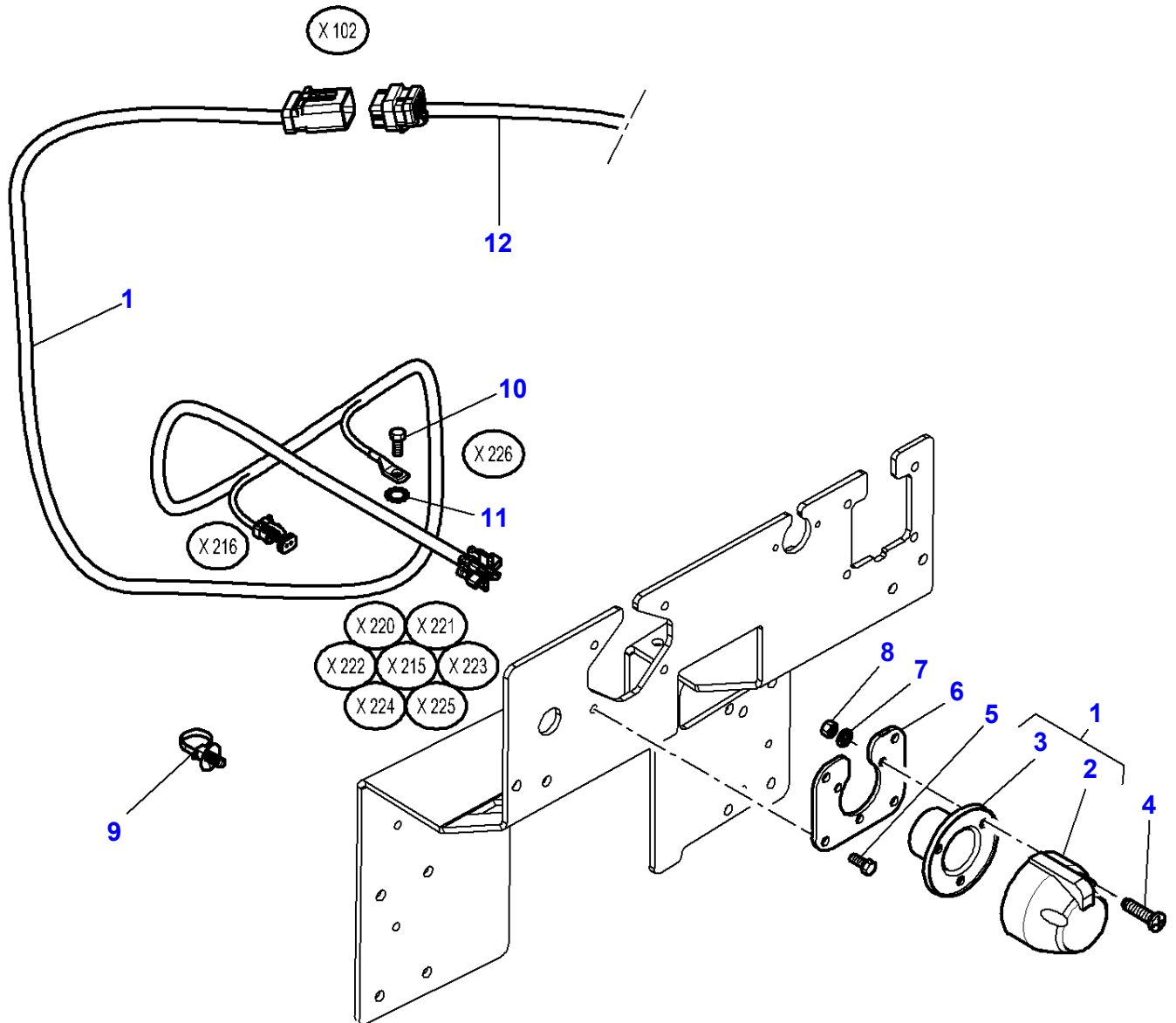
1-WW39-023-A



**Massey Ferguson****MF 8650 TRACTOR - 3906210****3906210****Trailer Electric Socket - For United States of America****Page080-0090**

<b>Item</b>	<b>Part Number</b>	<b>Qty</b>	<b>Description</b>	<b>Comments</b>
1	4290105M92	1	Harness	
2	3715923M92	1	Intake	(1)
3		1	Harness	See Page - Reference Number 080-0085/1
4	4278314M1	13	Clamp	
5	339123X1	2	Hex Cap Screw	M8 X 20
6	339560X1	4	Hex Cap Screw	M6 X 16
7	4296128M1	1	Support	
8	390972X1	2	Flat Washer	Diameter 8-17 X 1.7
9	339169X1	2	Nut	M8
10	3010597X1	1	Tooth Washer	Diameter 8.2-20 X 2
11	339124X1	1	Hex Cap Screw	M8 X 16

1-WW39-015-A

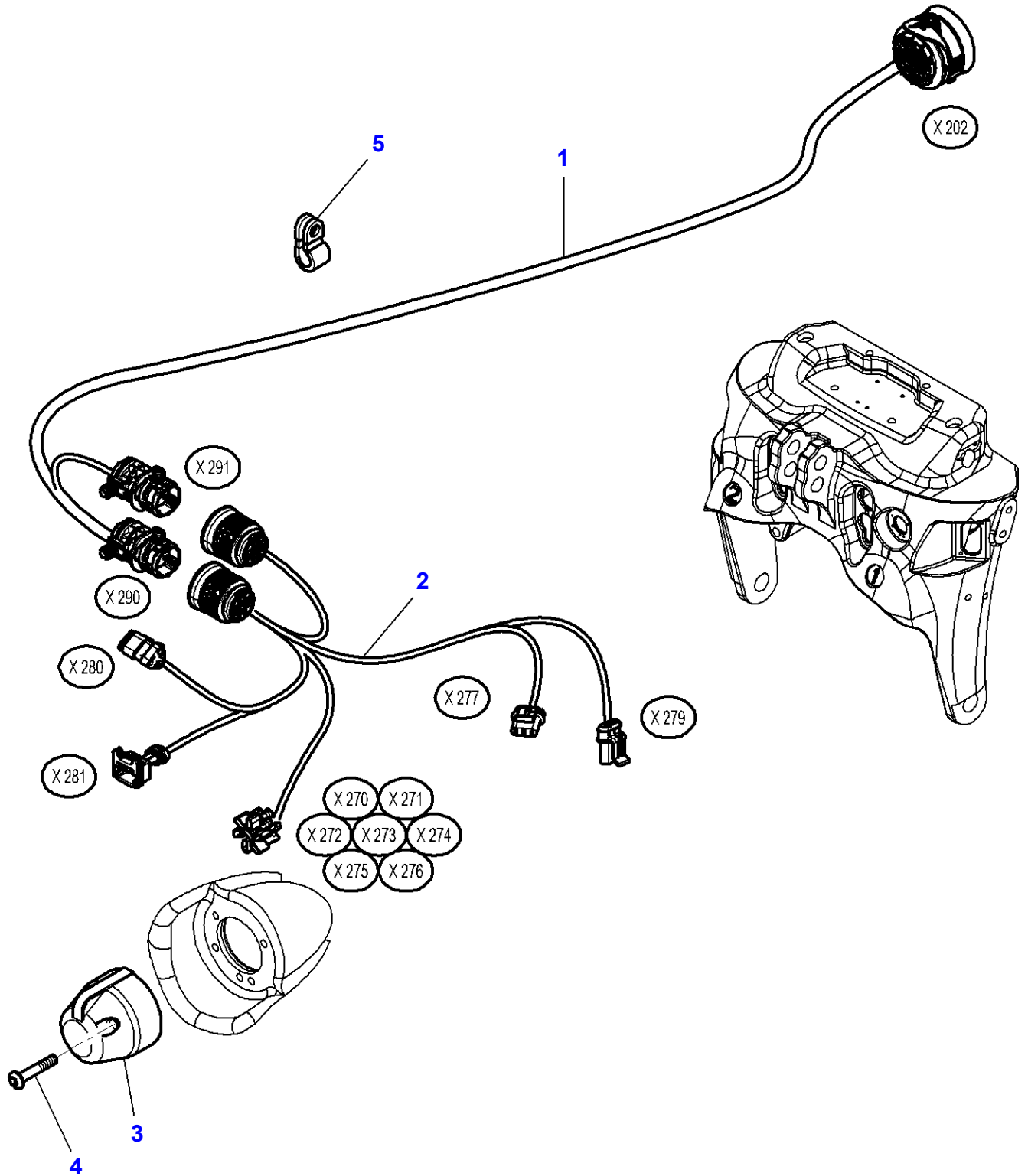


**Massey Ferguson****MF 8650 TRACTOR - 3906210****3906210****Trailer Electric Socket - For Export Europe****Page080-0095**

<b>Item</b>	<b>Part Number</b>	<b>Qty</b>	<b>Description</b>	<b>Comments</b>
1	4290104M92	1	Harness	
2	409965M1	1	Socket 7 Pin Sup	(1)
3	3041656M2	1	Plate	(1)
4	3009538X1	4	Hex Socket Screw	M5 X 35
5	339560X1	4	Hex Cap Screw	M6 X 16
6	4296127M1	1	Support	
7	339381X1	3	Spring Washer	Diameter 5-9.2 X 1.2
8	390995X1	3	Nut	M5
9	4278314M1	13	Clamp	
10	339124X1	1	Hex Cap Screw	M8 X 16
11	3010597X1	1	Tooth Washer	Diameter 8.2-20 X 2
12		1	Harness	See Page - Reference Number 080-0085/1

MF 8650 TRACTOR - 3906210  
1-WW51-004-B

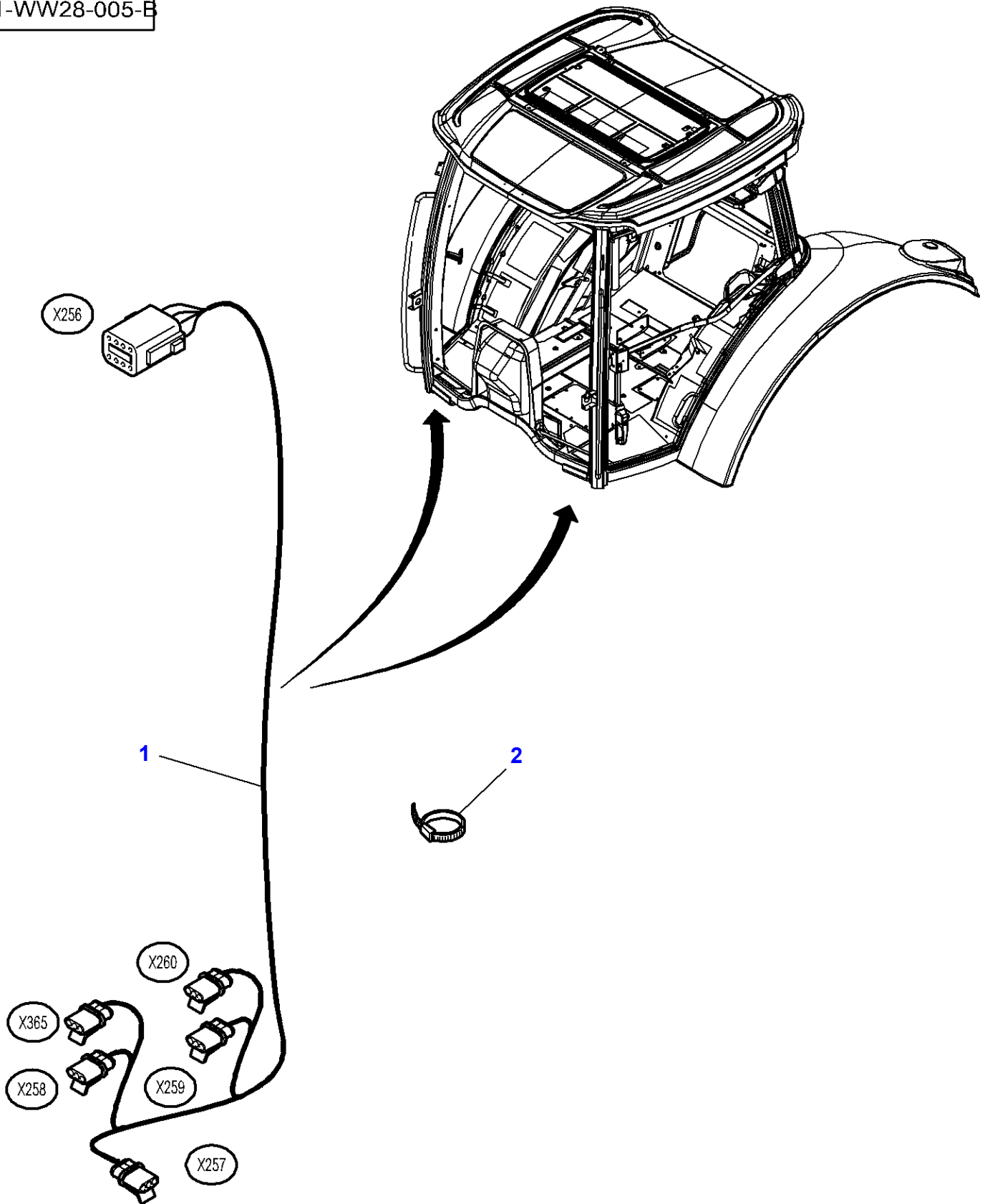
1-WW51-004-B



**Massey Ferguson****MF 8650 TRACTOR - 3906210****3906210****Harness Front Electrical Plug - ISO STANDARD****Page080-0100**

<b>Item</b>	<b>Part Number</b>	<b>Qty</b>	<b>Description</b>	<b>Comments</b>
1	4293621M93	1	Harness	
2	4291959M3	1	Harness	
3	409965M1	1	Socket 7 Pin Sup	
4	3009538X1	3	Hex Socket Screw	M5 X 35
5	3581424M1	2	Clip	Diameter 30

1-WW28-005-B



**Massey Ferguson**

**MF 8650 TRACTOR - 3906210**

**3906210**

**Field Lights Harness - Handold**

**Page080-0105**

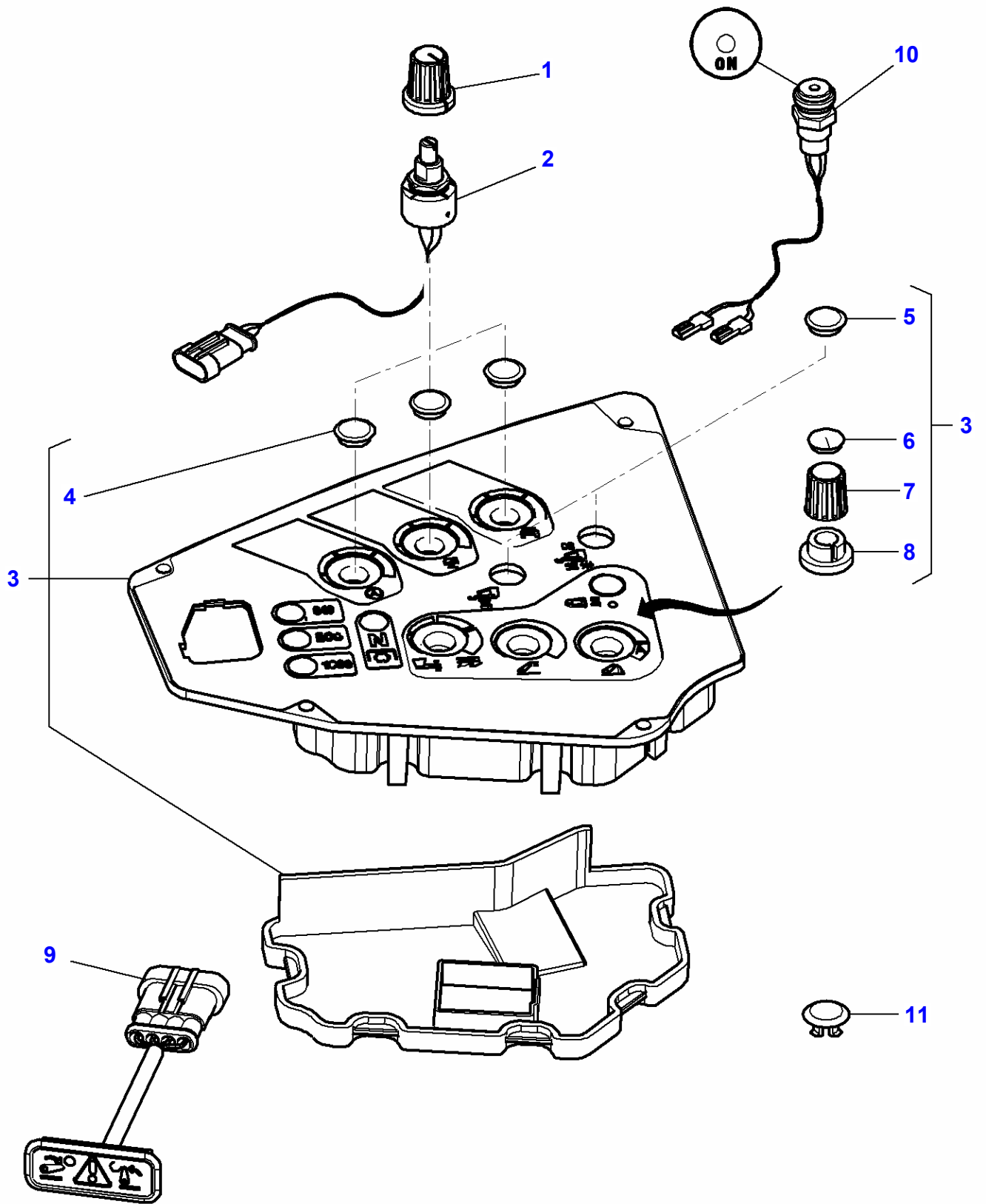
<b>Item</b>	<b>Part Number</b>	<b>Qty</b>	<b>Description</b>	<b>Comments</b>
1	4290573M5	2	Harness	
2	3619622M1	4	Cable Tie	From Serial or Engine Number 12-JUN-2009



Page Title	Page Number
Electronic Lift - Console	090-0005
Auxiliary Distributors Harness - With 6 Distributors - With Front Quick Couplers	090-0010
Auxiliary Distributors Harness - With 6 Distributors - Without Front Linkage	090-0015
Auxiliary Distributors Harness - With 5 Distributors - With Front Quick Couplers	090-0020
Auxiliary Distributors Harness - With 5 Distributors - Without Front Linkage	090-0025
Auxiliary Distributors Harness - With 4 Distributors - With Front Quick Couplers	090-0030
Auxiliary Distributors Harness - With 4 Distributors - Without Front Linkage	090-0035
Auto-Guide	090-0040
ABOARD COMPUTER - Except Great Britain And Japan	090-0045
ABOARD COMPUTER - Valid For Great Britain And Japan Only Or With Pneumatic Braking Of Trailer	090-0050
PLATE LIGHTING EQUIPEMENT	090-0055
Radar	090-0060
Radar	090-0065
Electronic Equipment - Sensors	090-0070
Harness "ISOBUS"	090-0075
Harness "ISOBUS" - Not for USA	090-0080
Harness "ISOBUS" - For United States of America	090-0085
Front Axle Suspended Harness / Control Box	090-0090
Control Box Harness & Cab Controls	090-0095
Control Box Harness & Cab Controls	090-0100
Cab Suspension Harness / Control Box	090-0105
Transmission Main Harness	090-0110
Transmission Main Harness - With Datatronic "3"	090-0115

MF 8650 TRACTOR - 3906210  
1-WP10-008-D

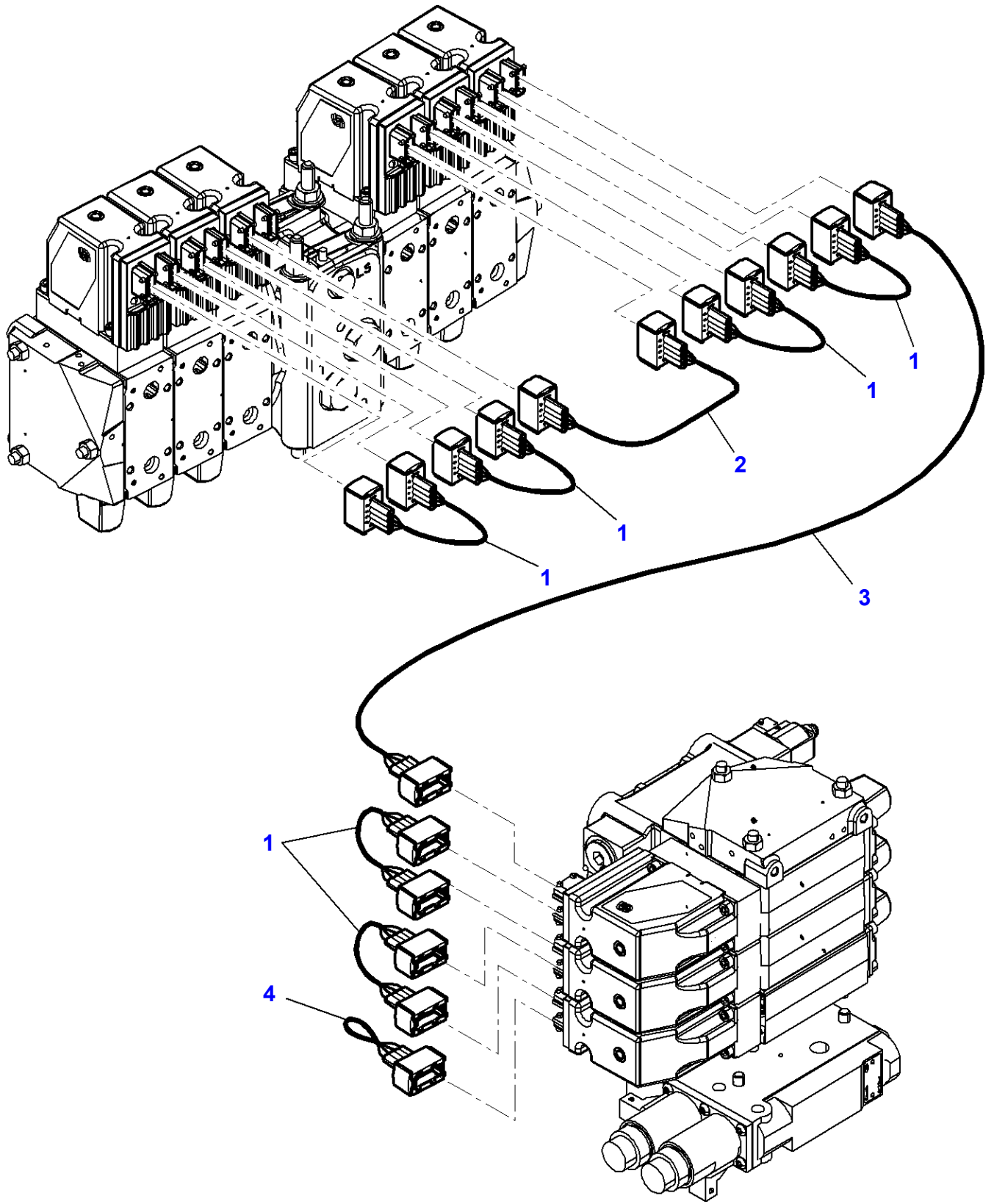
1-WP10-008-D



**Massey Ferguson****MF 8650 TRACTOR - 3906210****3906210****Electronic Lift - Console****Page 090-0005**

<b>Item</b>	<b>Part Number</b>	<b>Qty</b>	<b>Description</b>	<b>Comments</b>
1	4296283M1	X	Button	
2	4296282M1	X	Potentiometer	
3	4292767M3	1	Electron Console	
4	3905798M1	3	Plug	(3)
5	3905799M1	2	Plug	(3)
6	3905800M1	3	Helmet	(3)
7	3905801M1	3	Button	(3)
8	3905802M1	3	Guide	(3)
9	4293778M1	1	Module	
10	<b>4293705M2</b>	1	Switch,Indirect	
11	4348537M1	X	Plug	From Serial or Engine Number U168003

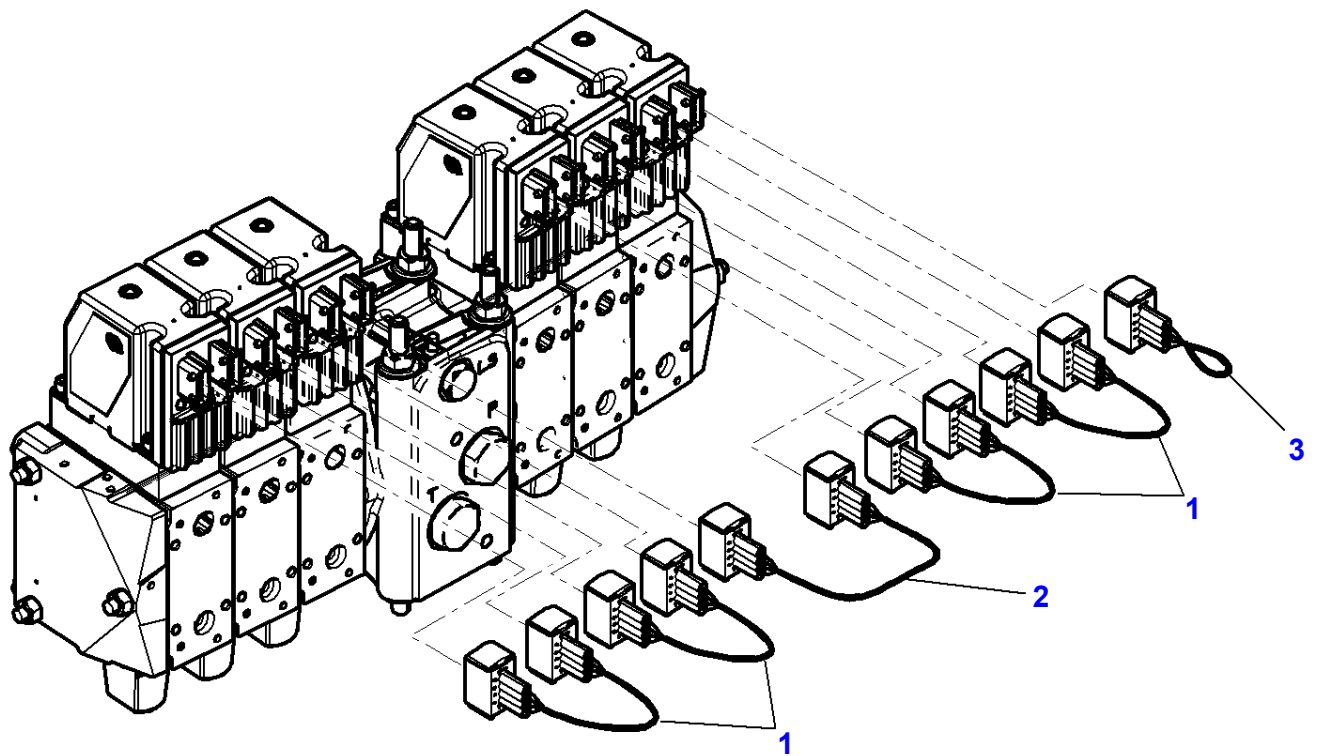
1-WP82-001-B



**Massey Ferguson****MF 8650 TRACTOR - 3906210****3906210****Auxiliary Distributors Harness - With 6 Distributors - With Front Quick Couplers****Page090-0010**

<b>Item</b>	<b>Part Number</b>	<b>Qty</b>	<b>Description</b>	<b>Comments</b>
1	4292090M2	6	Harness	Length 100 MM
2	4292091M2	1	Harness	Length 220 MM
3	4292092M3	1	Harness	Length 750 MM
4	4292093M2	1	Harness	

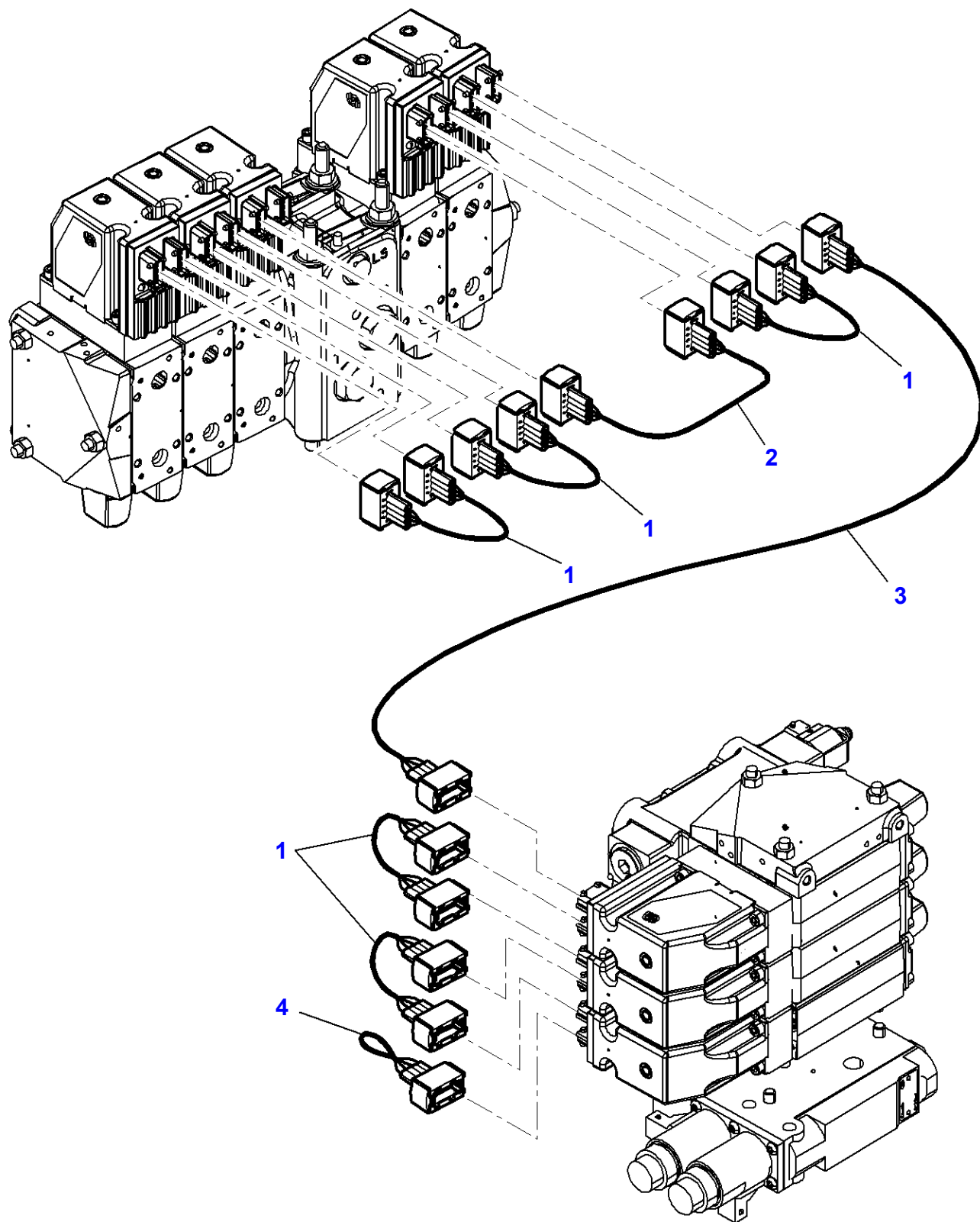
1-WP82-002-A



**Massey Ferguson****MF 8650 TRACTOR - 3906210****3906210****Auxiliary Distributors Harness - With 6 Distributors - Without Front Linkage****Page090-0015**

<b>Item</b>	<b>Part Number</b>	<b>Qty</b>	<b>Description</b>	<b>Comments</b>
1	4292090M2	4	Harness	Length 100 MM
2	4292091M2	1	Harness	Length 220 MM
3	4292093M2	1	Harness	

1-WP82-007-A

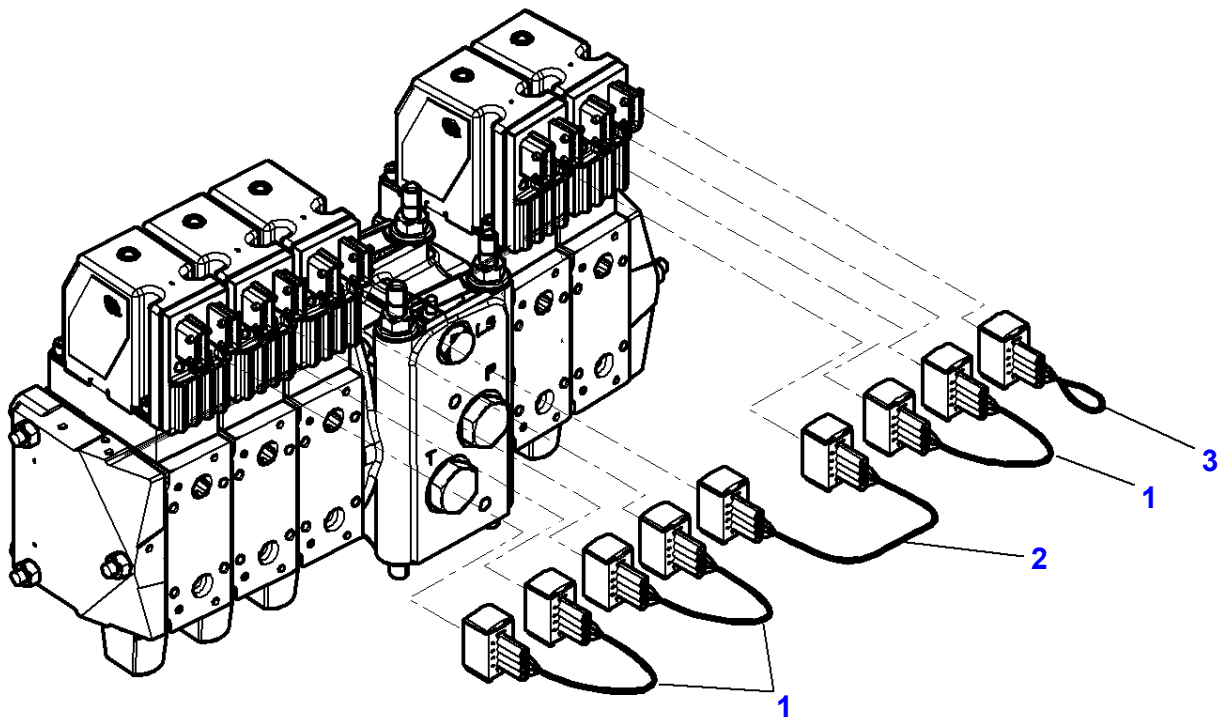




**Massey Ferguson****MF 8650 TRACTOR - 3906210****3906210****Auxiliary Distributors Harness - With 5 Distributors - With Front Quick Couplers****Page090-0020**

<b>Item</b>	<b>Part Number</b>	<b>Qty</b>	<b>Description</b>	<b>Comments</b>
1	4292090M2	5	Harness	Length 100 MM
2	4292091M2	1	Harness	Length 220 MM From Serial or Engine Number 09-FEB-2009
3	4292092M3	1	Harness	Length 750 MM
4	4292093M2	1	Harness	

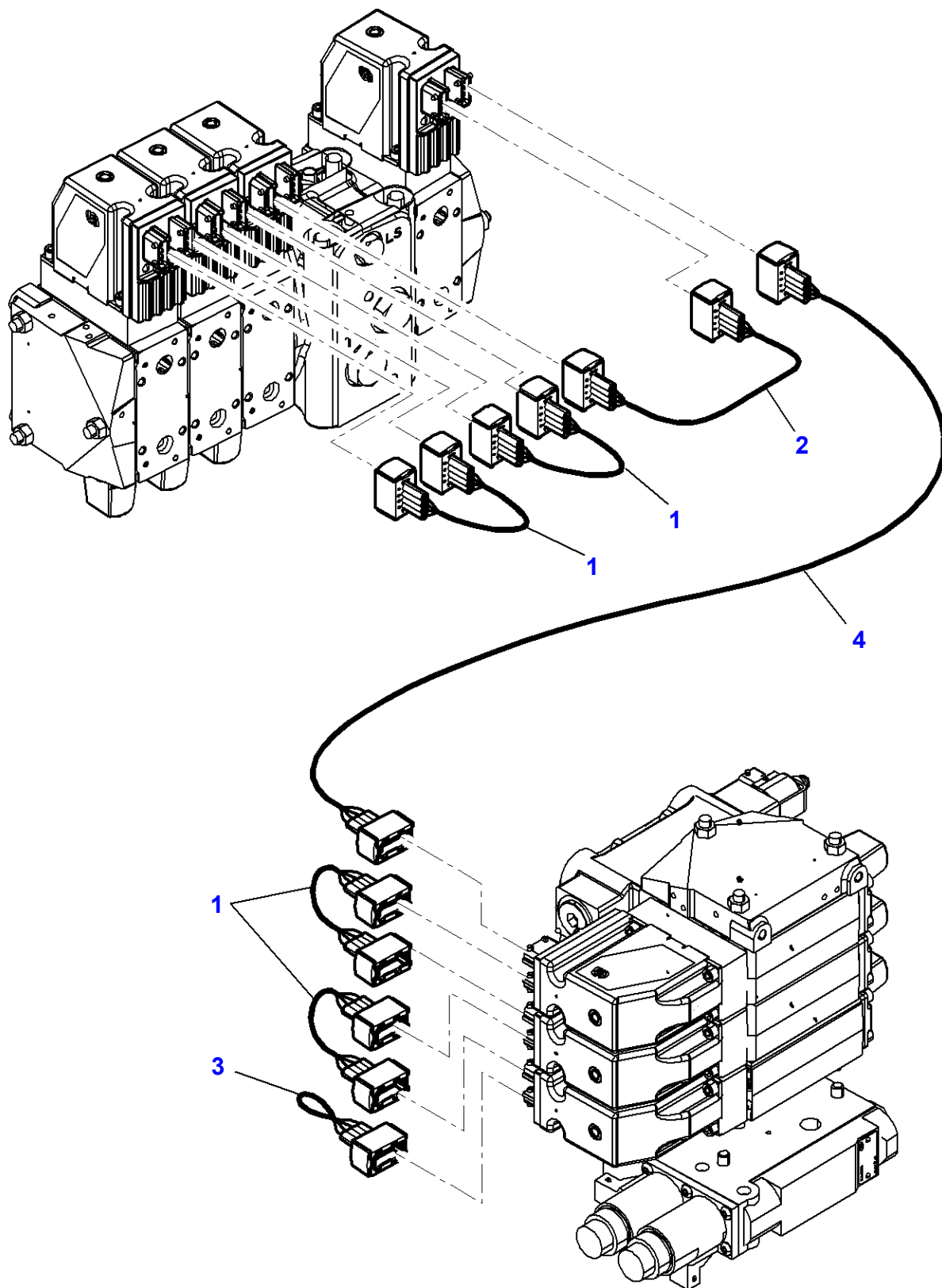
1-WP82-004-A



**Massey Ferguson****MF 8650 TRACTOR - 3906210****3906210****Auxiliary Distributors Harness - With 5 Distributors - Without Front Linkage****Page090-0025**

<b>Item</b>	<b>Part Number</b>	<b>Qty</b>	<b>Description</b>	<b>Comments</b>
1	4292090M2	3	Harness	Length 100 MM
2	4292091M2	1	Harness	Length 220 MM
3	4292093M2	1	Harness	

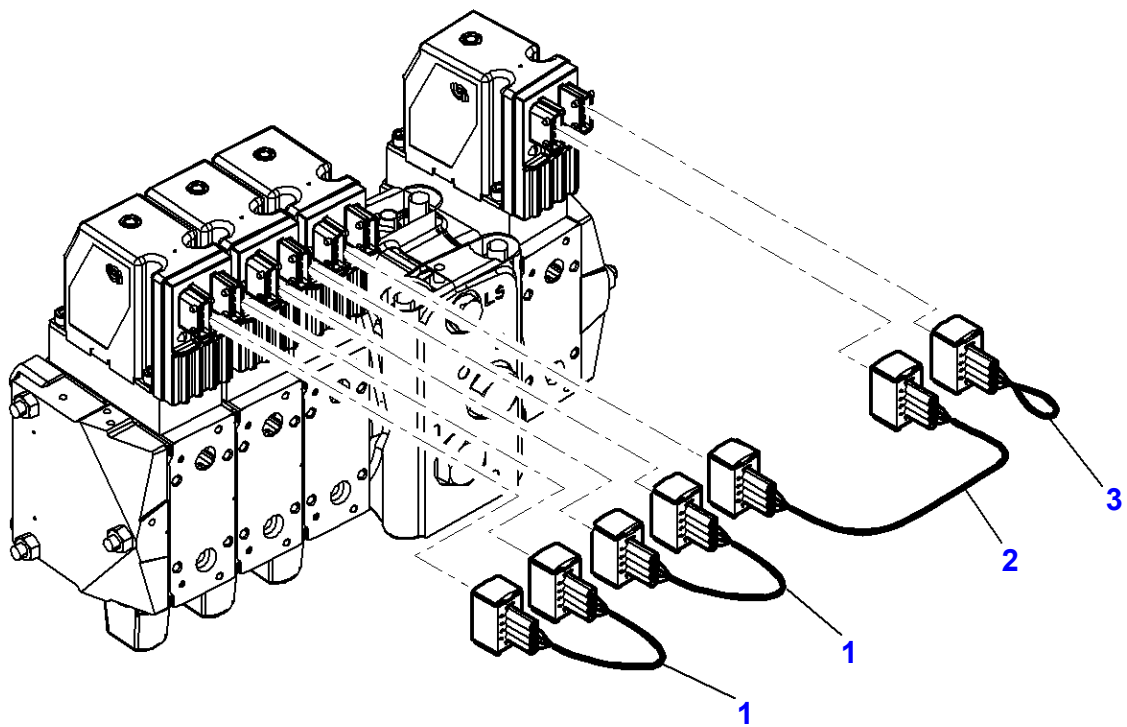
1-WP82-009-A



**Massey Ferguson****MF 8650 TRACTOR - 3906210****3906210****Auxiliary Distributors Harness - With 4 Distributors - With Front Quick Couplers****Page090-0030**

<b>Item</b>	<b>Part Number</b>	<b>Qty</b>	<b>Description</b>	<b>Comments</b>
1	4292090M2	4	Harness	Length 100 MM
2	4292091M2	1	Harness	Length 220 MM
3	4292093M2	1	Harness	
4	4292092M3	1	Harness	Length 750 MM

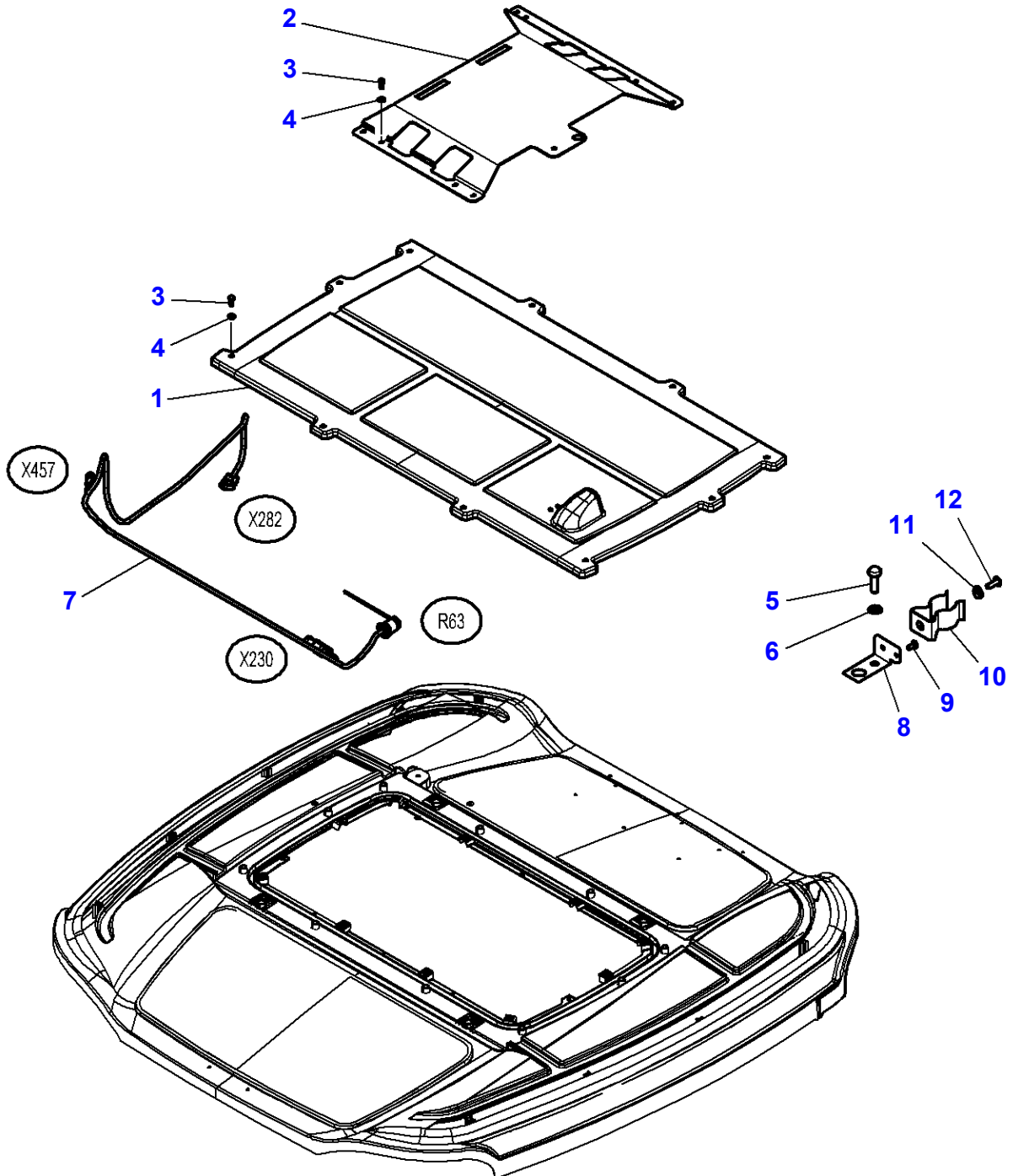
1-WP82-006-B



**Massey Ferguson****MF 8650 TRACTOR - 3906210****3906210****Auxiliary Distributors Harness - With 4 Distributors - Without Front Linkage****Page090-0035**

<b>Item</b>	<b>Part Number</b>	<b>Qty</b>	<b>Description</b>	<b>Comments</b>
1	4292090M2	2	Harness	Length 100 MM
2	4292091M2	1	Harness	Length 220 MM
3	4292093M2	1	Harness	

1-WU51-018-A



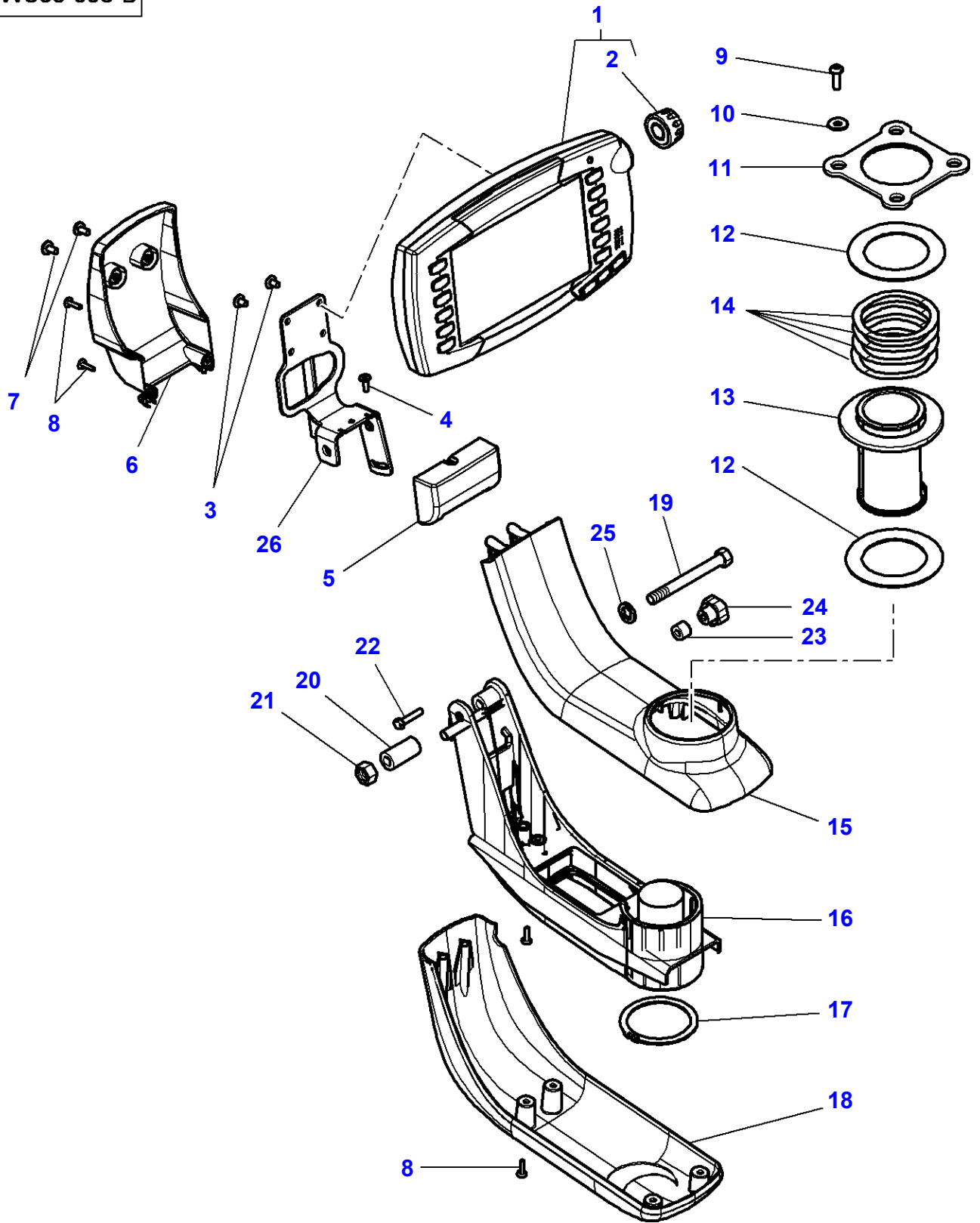


Auto-Guide

Item	Part Number	Qty	Description	Comments
1		1	Roof Hatch	[A]
2	4292671M1	1	Support	
3	3009920X1	10	Carriage Bolt	M8 X 16
4	391039X1	10	Flat Washer	Diameter 8-24 X 2
5	4285062M1	7	Screw	M4 X 12
6	3001856X1	7	Washer	Diameter 4-12 X 1,1
7	4285035M91	1	Harness	
8		1	Support	[A]
9	338317X1	1	Rivet	Diameter 3,2 MM
10	4276502M1	1	Clip	
11	3001856X1	1	Washer	Diameter 4-12 X 1,1
12	3011268X1	1	Rivet	Diameter 4 MM

FOOTNOTE [A] NUMBER TO BE ADVISED

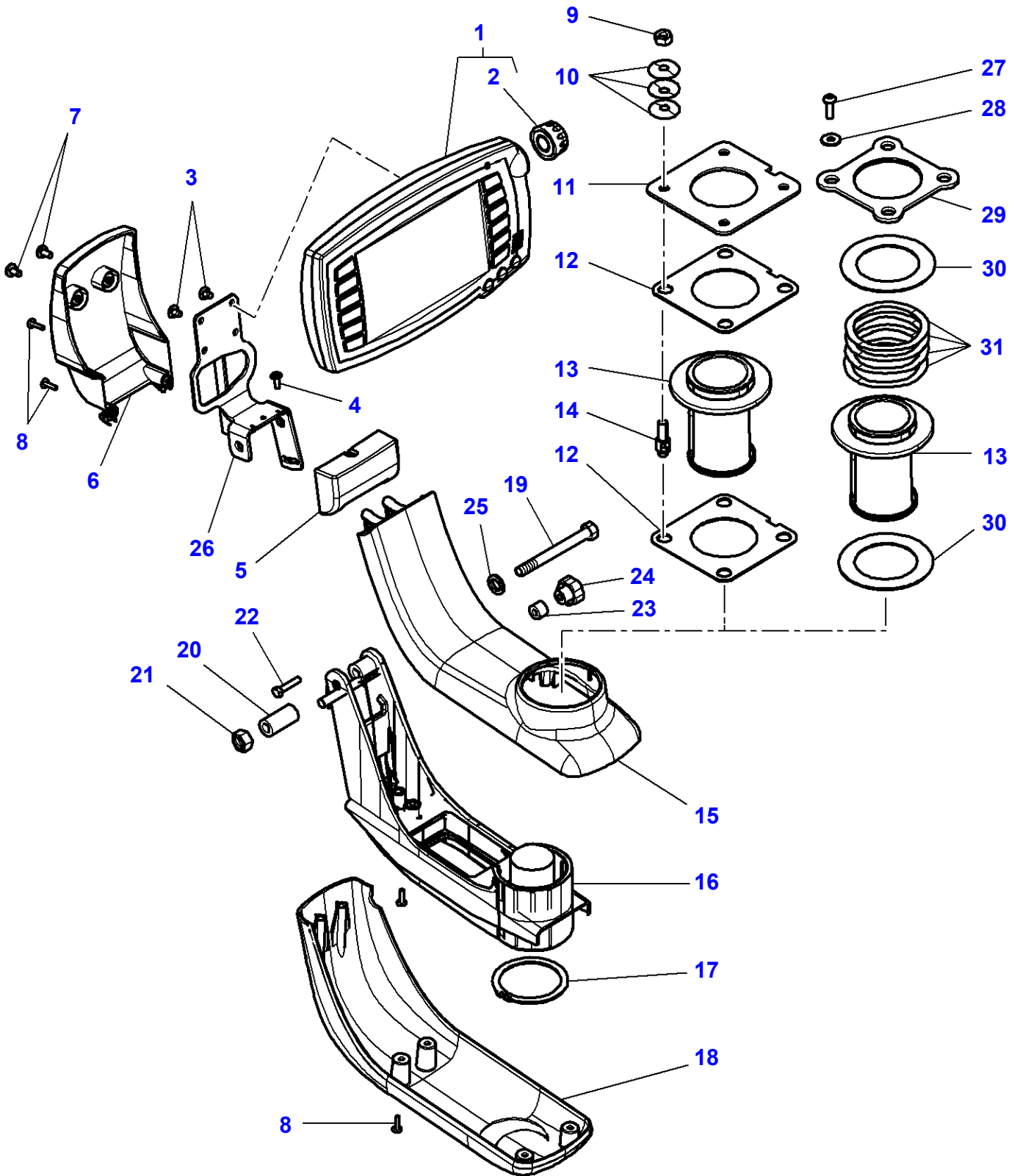
1-WU95-003-B



Item	Part Number	Qty	Description	Comments
1	4290809M96	1	Onboard Computer	
2	3905744M1	1	Button	(1)
3	3011175X1	2	Screw	M5 X 8
4	3010559X1	1	Screw	M4 X 12
5	4294917M92	1	Envelope	
6	4294918M93	1	Envelope	
7	3010578X1	2	Screw	M5 X 10
8	4271132M1	9	Screw	3.5 X 14
9	4299384M1	4	Screw	M8
10	391038X1	4	Flat Washer	Diameter 6-18 X 1.5
11	4299357M2	1	Locking Plate	
12	4299355M1	2	Washer	Diameter 58-87 Up to Serial or Engine Number U021087
	4299355M1	1	Washer	Diameter 58-87 From Serial or Engine Number U021088
13	4294356M1	1	Clevis Pin	
14	4299356M1	4	Washer	Up to Serial or Engine Number U021087
	4299356M1	3	Washer	From Serial or Engine Number U021088
15	4290873M92	1	Envelope	
16	4294432M1	1	Support	
17	390542X1	1	Circlip	
18	4290874M92	1	Envelope	
19	339159X1	1	Hex Cap Screw	M8 X 65
20	4294370M1	1	Spacer	
21	394367X1	1	Locknut	M8
22	391883X1	1	Hex Cap Screw	M5 X 25
23	4294914M1	1	Spacer	
24	4294915M1	1	Button	
25	390972X1	1	Flat Washer	
26	4297558M2	1	Support	

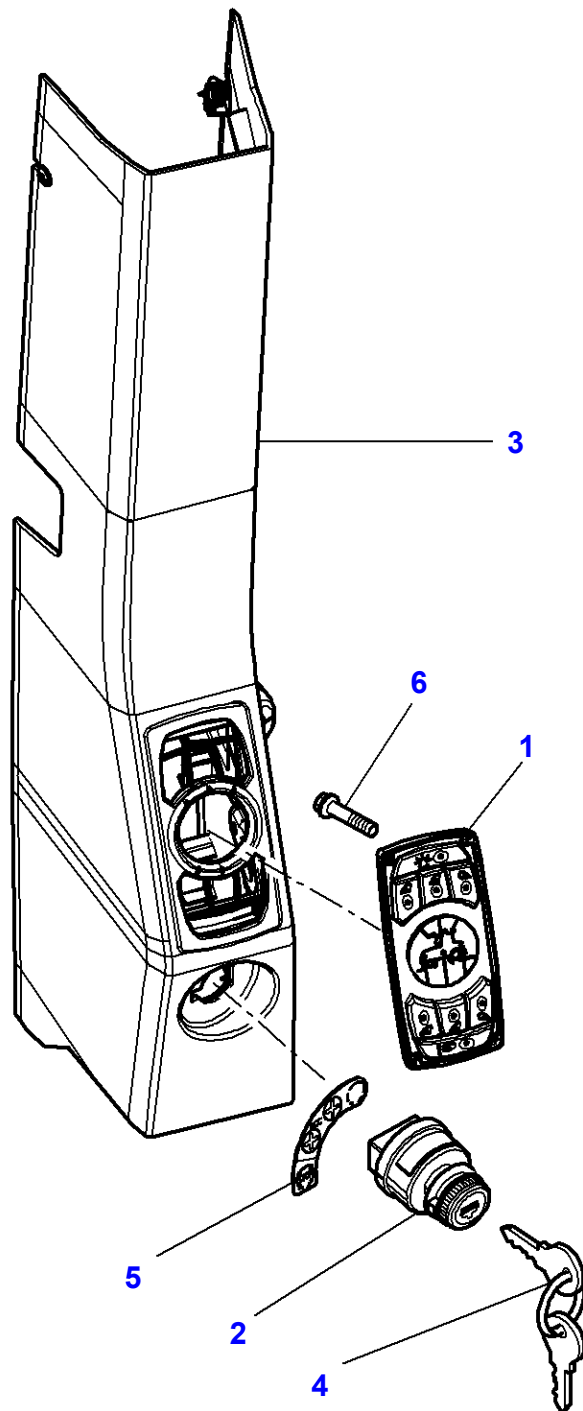
MF 8650 TRACTOR - 3906210  
1-WU95-005-C

1-WU95-005-C



Item	Part Number	Qty	Description	Comments
1	4290809M96	1	Onboard Computor	
2	3905744M1	1	Button	(1)
3	3011175X1	2	Screw	M5 X 8
4	3010559X1	1	Screw	M4 X 12
5	4294917M92	1	Envelope	
6	4294918M93	1	Envelope	
7	3010578X1	2	Screw	M5 X 10
8	4271132M1	9	Screw	3.5 X 14
9	339169X1	4	Nut	M8
10	3386192M1	12	Washer	Up to Serial or Engine Number 09-DEC-2008 Diameter 8-26
11	4294358M3	1	Plate	Up to Serial or Engine Number 09-DEC-2008
12	4294357M2	2	Plate	Up to Serial or Engine Number 09-DEC-2008
13	4294356M1	1	Clevis Pin	
14	4290801M1	4	Stud	Up to Serial or Engine Number 09-DEC-2008
15	4290873M92	1	Envelope	
16	4294432M1	1	Support	
17	390542X1	1	Circlip	
18	4290874M92	1	Envelope	
19	339159X1	1	Hex Cap Screw	M8 X 65
20	4294370M1	1	Spacer	
21	394367X1	1	Locknut	M8
22	391883X1	1	Hex Cap Screw	M5 X 25
23	4294914M1	1	Spacer	
24	4294915M1	1	Button	
25	390972X1	1	Flat Washer	
26	4297558M2	1	Support	
27	4299384M1	4	Screw	From Serial or Engine Number 10-DEC-2008
28	391038X1	4	Flat Washer	Diameter 6-18 X 1.5
29	4299357M2	1	Locking Plate	From Serial or Engine Number 10-DEC-2008
30	4299355M1	2	Washer	From Serial or Engine Number 10-DEC-2008 Diameter 58-87
	4299355M1	1	Washer	From Serial or Engine Number 10-DEC-2008 Up to Serial or Engine Number U021087 Diameter 58-87
31	4299356M1	4	Washer	From Serial or Engine Number U021088
	4299356M1	3	Washer	From Serial or Engine Number 10-DEC-2008 Up to Serial or Engine Number U021087
	4299356M1	3	Washer	From Serial or Engine Number U021088

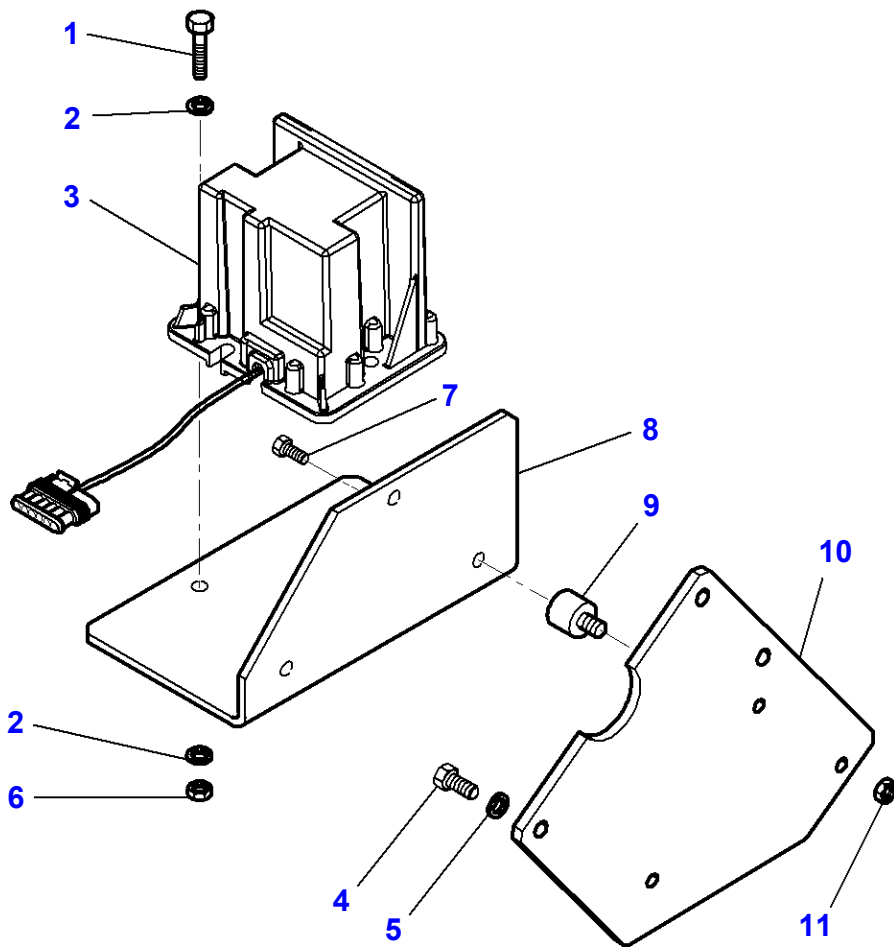
1-WU96-001-D



**Massey Ferguson****MF 8650 TRACTOR - 3906210****3906210****PLATE LIGHTING EQUIPEMENT****Page 090-0055**

<b>Item</b>	<b>Part Number</b>	<b>Qty</b>	<b>Description</b>	<b>Comments</b>
1	4291751M3	1	Module	
2	4295836M2	1	Ignition Key	
3		1	Envelope	See Page - Reference Number 110-0070/3
		1	Envelope	See Page - Reference Number 110-0070/3
4	<b>4297513M91</b>	1	Kit, Spanner	
5	4297819M1	1	Decal	
6	4271132M1	2	Screw	From Serial or Engine Number 09-JUL-2009

1-WU34-016-A



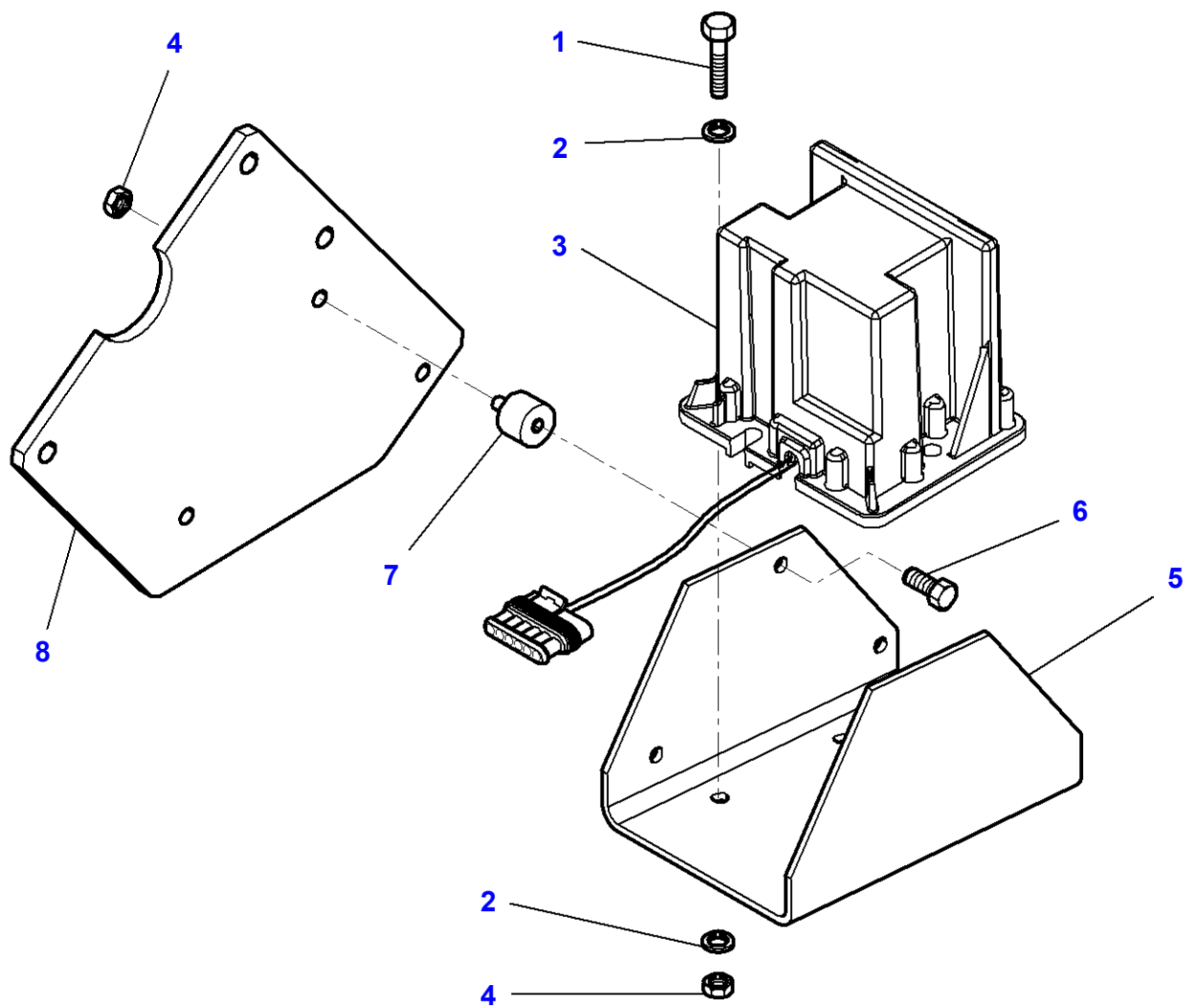


**Radar**

<b>Item</b>	<b>Part Number</b>	<b>Qty</b>	<b>Description</b>	<b>Comments</b>
1	339804X1	2	Hex Cap Screw	M6 X 25
2	390971X1	4	Flat Washer	Diameter 6-12 X 1,5
3	4282089M1	1	Speed Detector	[A] Without or not for example : not United Kingdom GHz 24.125
	4282090M1	1	Speed Detector	[A] For UK only or any text in English only GHz 24.3 Japan only
4	339123X1	3	Hex Cap Screw	M8 X 20
5	390972X1	3	Flat Washer	Diameter 8-17 X 1,7
6	339030X1	2	Nut	M6
7	339230X1	3	Hex Cap Screw	M6 X 10
8	3781310M2	1	Support	
9	3583548M1	3	Dowel	
10	4277540M2	1	Support	
11	339030X1	3	Nut	M6

**FOOTNOTE [A]** THE APPROPRIATE SAFETY DECALS MUST BE ORDERED AND FITTED TO THIS PART

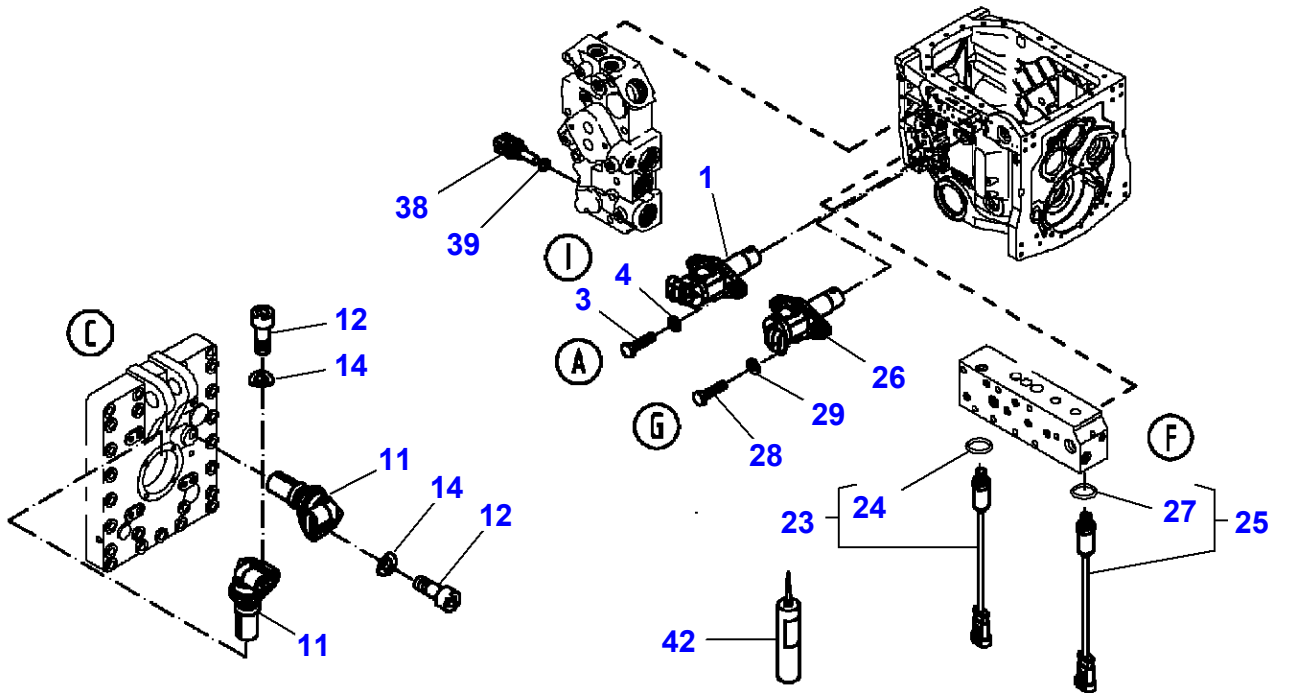
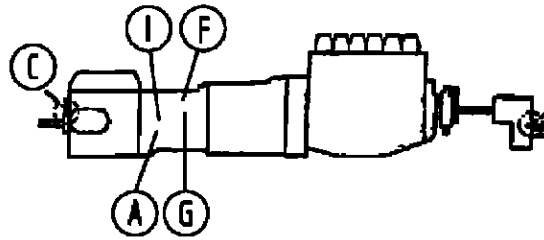
1-WU34-018-A



**Massey Ferguson****MF 8650 TRACTOR - 3906210****3906210****Radar****Page090-0065**

<b>Item</b>	<b>Part Number</b>	<b>Qty</b>	<b>Description</b>	<b>Comments</b>
1	339804X1	2	Hex Cap Screw	M6 X 25
2	390971X1	4	Flat Washer	Diameter 6-12 X 1.5
3	4282089M1	1	Speed Detector	Without or not for example : not United Kingdom 24.125 GHZ
4	339030X1	5	Nut	M6
5	4296610M2	1	Support	
6	339230X1	3	Hex Cap Screw	M6 X 10
7	3583548M1	3	Dowel	
8	4277540M2	1	Support	

1-WU37-006-B



## Electronic Equipment - Sensors

Item	Part Number	Qty	Description	Comments
1	<b>G931.970.020.050</b>	1	Sensor	[A] Replace and repair. Old not interchangeable with new G916970020014
3	X487.527.741.000	2	Screw	M8 X 20
4	X450.006.308.000	2	Washer	
11	<b>G931.970.020.041</b>	2	Hall Sensor	[B]
12	X485.009.405.000	2	Hex Cap Screw	M8 X 16
14	X521.403.947.000	2	Spring Plate	
23	<b>G718.970.020.021</b>	1	Press.Transducer	[C]
24	F718.970.020.010	1	Seal	(23)
25	<b>G718.970.020.021</b>	1	Press.Transducer	[C]
26	<b>G931.970.020.050</b>	1	Sensor	[D] Replace and repair. Old not interchangeable with new G916970020014
27	F718.970.020.010	1	Seal	(25)
28	X487.527.741.000	2	Screw	M8 X 20
29	X450.006.308.000	2	Washer	
38	<b>H312.100.360.030</b>	1	Temp. Sensor	[E]
39	<b>X540.004.078.000</b>	1	Ring	
42	X903.050.553.000	X	Gasket SealPaste	

FOOTNOTE [A] TRANSMITTER DRIVING-SPEED "A"

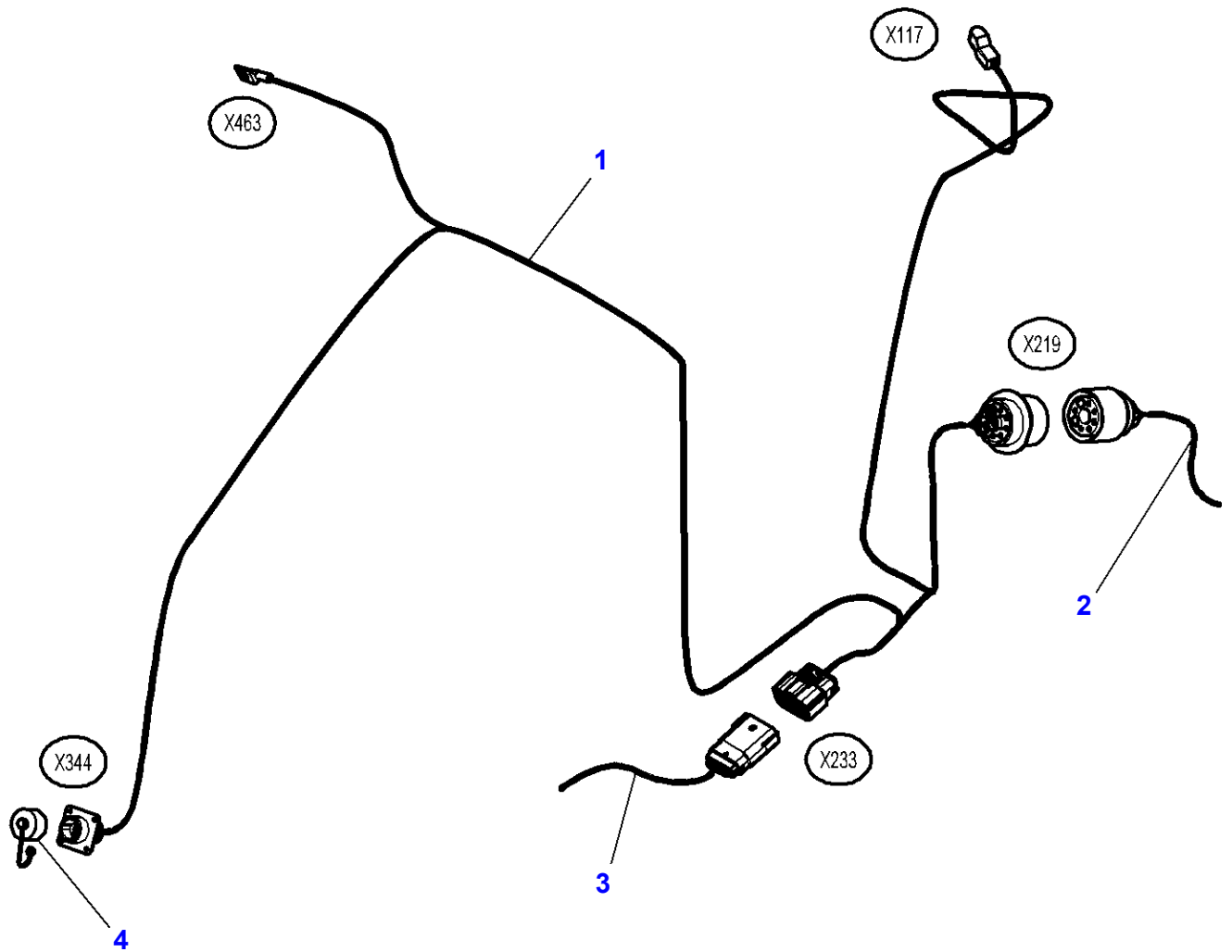
FOOTNOTE [B] TRANSMITTER P.T.O RPM REAR "C" 40MM

FOOTNOTE [C] TRANSMISSION "F"

FOOTNOTE [D] GEARBOX SPEED SENSOR "G"

FOOTNOTE [E] OIL TEMPERATURE TRANMISSION ""

1-WW40-017-C

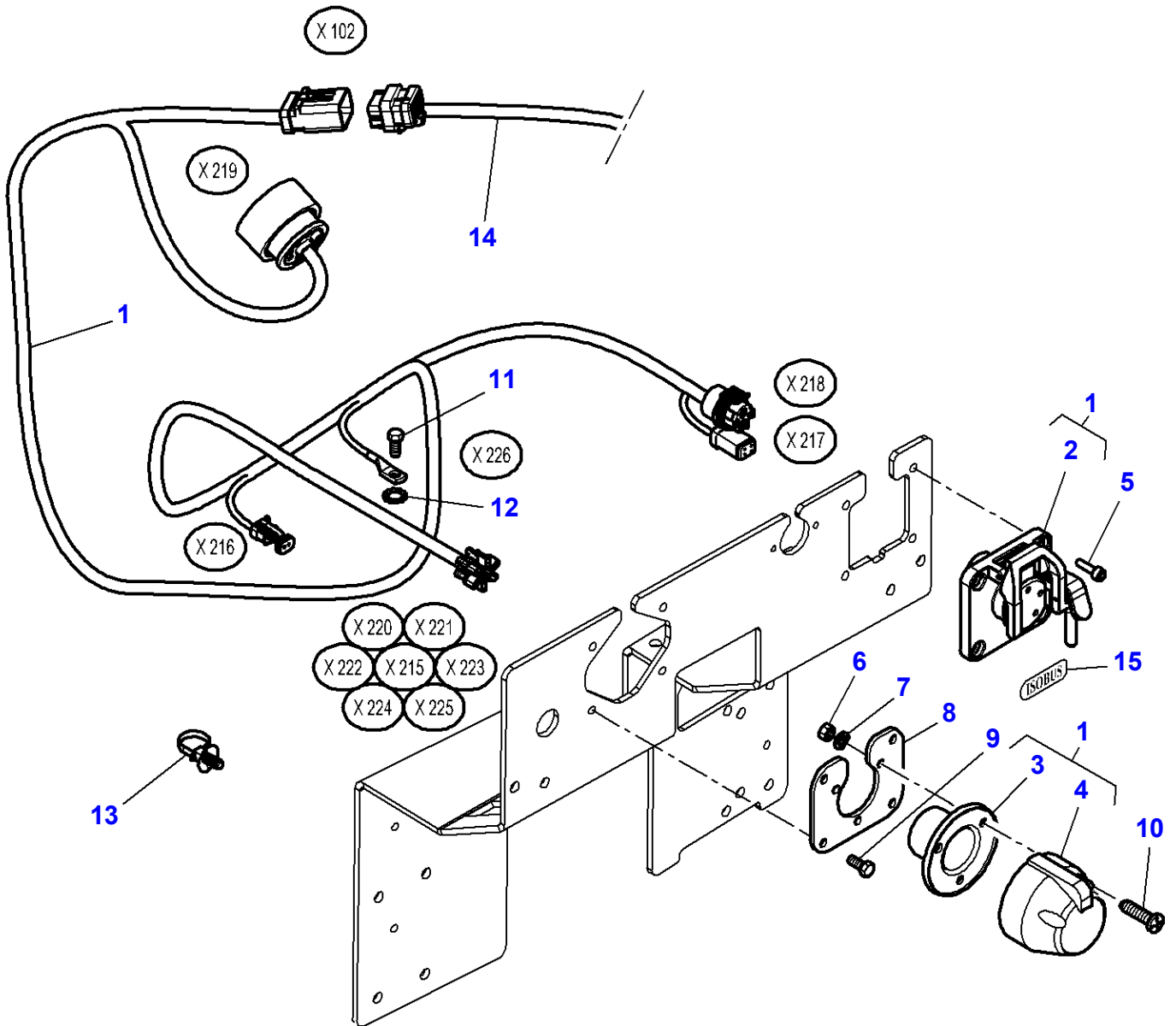


**Harness "ISOBUS"**

<b>Item</b>	<b>Part Number</b>	<b>Qty</b>	<b>Description</b>	<b>Comments</b>
1	4290577M4	1	Harness	
2		1	Harness	See Page - Reference Number 090-0080/1 Not for USA
		1	Harness	See Page - Reference Number 090-0085/1 For United States of America
3		1	Harness	[A] See Page - Reference Number 080-0070/1
		1	Harness	[B] See Page - Reference Number 090-0100/1
4	3013727X1	1	Plug	From Serial or Engine Number 14-MAY-2009

**FOOTNOTE [A]** WITH "AUTO-GUIDE"**FOOTNOTE [B]** WITHOUT "AUTO-GUIDE"

1-WW40-014-B

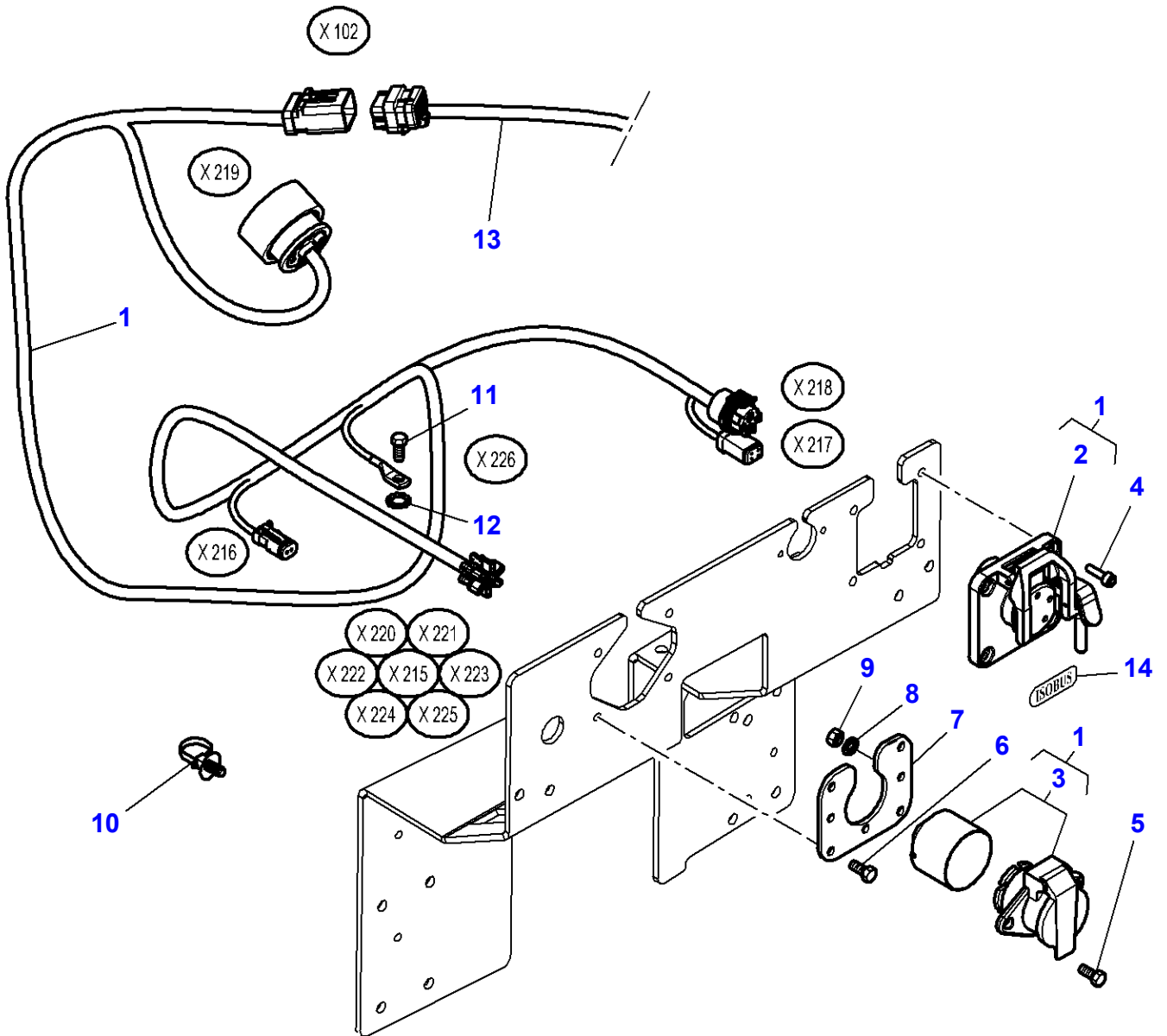




**Massey Ferguson****MF 8650 TRACTOR - 3906210****3906210****Harness "ISOBUS" - Not for USA****Page 090-0080**

<b>Item</b>	<b>Part Number</b>	<b>Qty</b>	<b>Description</b>	<b>Comments</b>
1	4290100M92	1	Harness	
2	4287875M1	1	Intake	(1)
3	3041656M2	1	Plate	(1)
4	409965M1	1	Socket 7 Pin Sup	(1)
5	1440350X1	4	Hex Socket Screw	M6 X 20
6	390995X1	3	Nut	M5
7	339381X1	3	Spring Washer	Diameter 5-9.2 X 1.2
8	4296127M1	1	Support	
9	339560X1	4	Hex Cap Screw	M6 X 16
10	3009538X1	3	Hex Socket Screw	M5 X 35
11	339124X1	1	Hex Cap Screw	M8 X 16
12	3010597X1	1	Tooth Washer	Diameter 8.2-20 X 2
13	4278314M1	13	Clamp	
14		1	Harness	See Page - Reference Number 080-0085/1
15	4290362M1	1	Decal	From Serial or Engine Number 07-JAN-2009

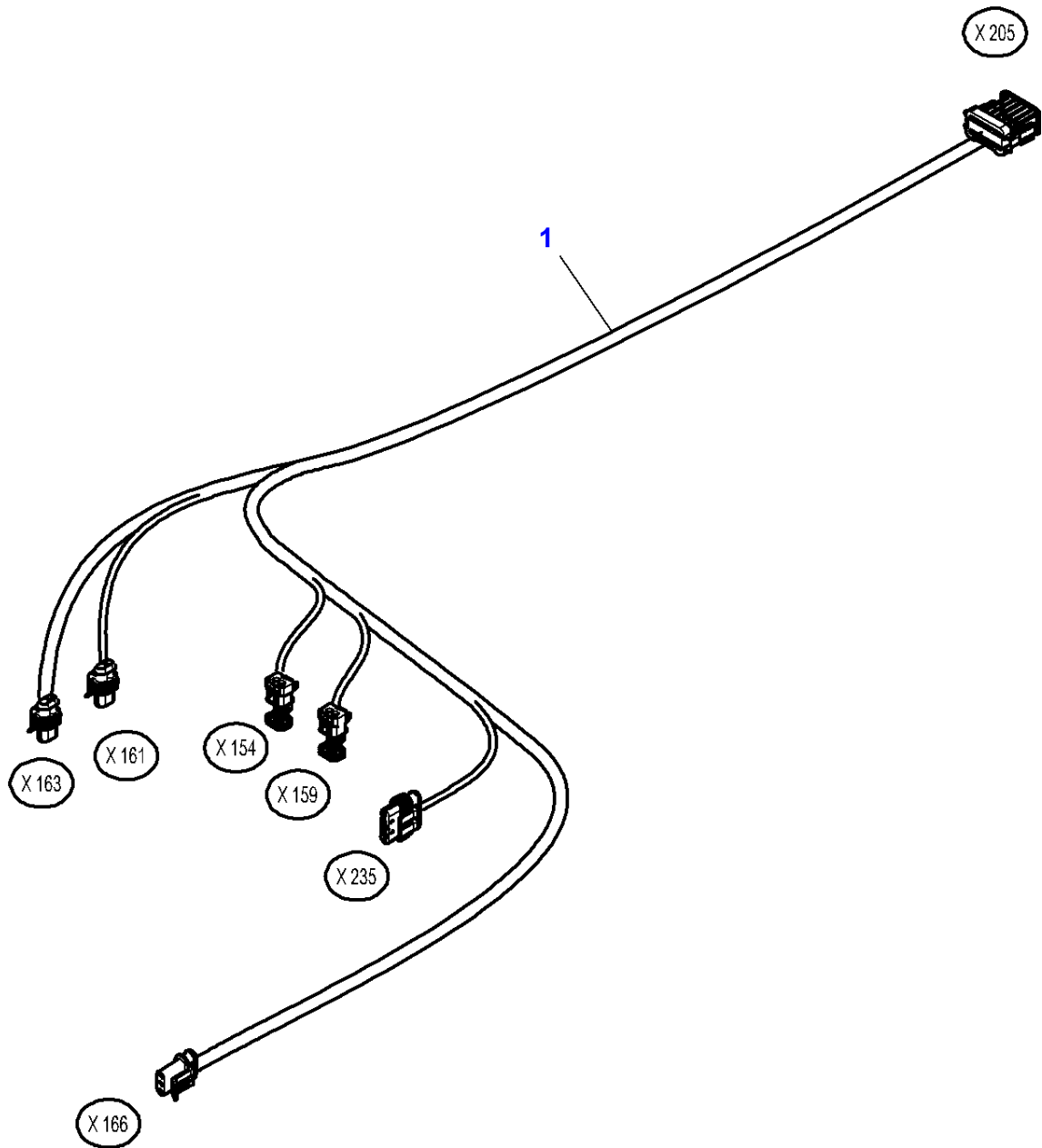
1-WW40-015-B



**Massey Ferguson****MF 8650 TRACTOR - 3906210****3906210****Harness "ISOBUS" - For United States of America****Page 090-0085**

<b>Item</b>	<b>Part Number</b>	<b>Qty</b>	<b>Description</b>	<b>Comments</b>
1	4290101M92	1	Harness	
2	4287875M1	1	Intake	(1)
3	3715923M92	1	Intake	(1)
4	1440350X1	4	Hex Socket Screw	M6 X 20
5	339123X1	2	Hex Cap Screw	M8 X 20
6	339560X1	4	Hex Cap Screw	M6 X 16
7	4296128M1	1	Support	
8	390972X1	2	Flat Washer	Diameter 8-17 X 1.7
9	339169X1	2	Nut	M8
10	4278314M1	13	Clamp	
11	339124X1	1	Hex Cap Screw	M8 X 16
12	3010597X1	1	Tooth Washer	Diameter 8.2-20 X 2
13		1	Harness	See Page - Reference Number 080-0085/1
14	4290362M1	1	Decal	From Serial or Engine Number 07-JAN-2009

1-WW10-010-A



**Massey Ferguson**

**MF 8650 TRACTOR - 3906210**

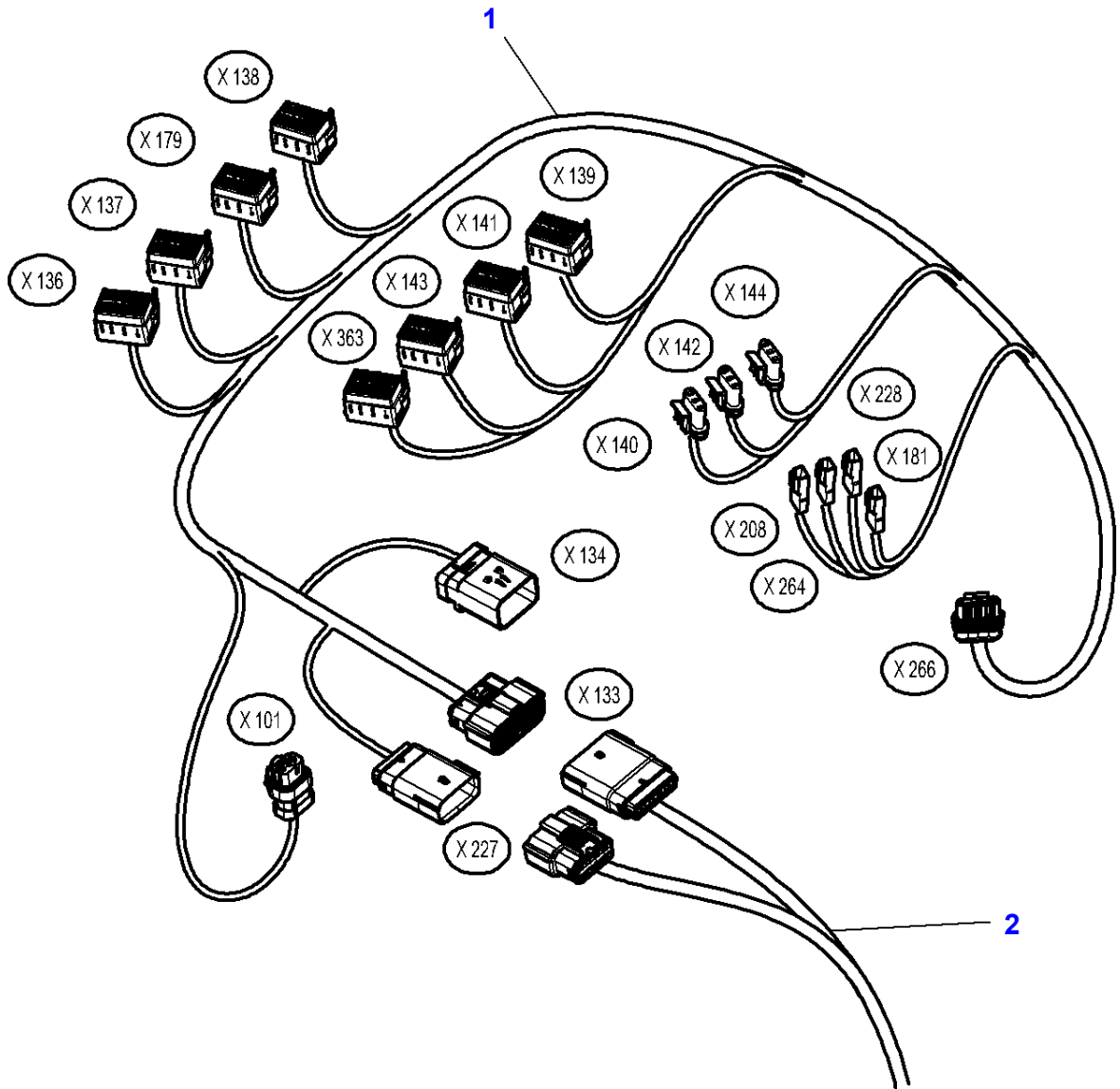
**3906210**

**Front Axle Suspended Harness / Control Box**

**Page 090-0090**

<b>Item</b>	<b>Part Number</b>	<b>Qty</b>	<b>Description</b>
1	4291660M5	1	Harness

1-WW09-012-A



**Massey Ferguson**

**MF 8650 TRACTOR - 3906210**

**3906210**

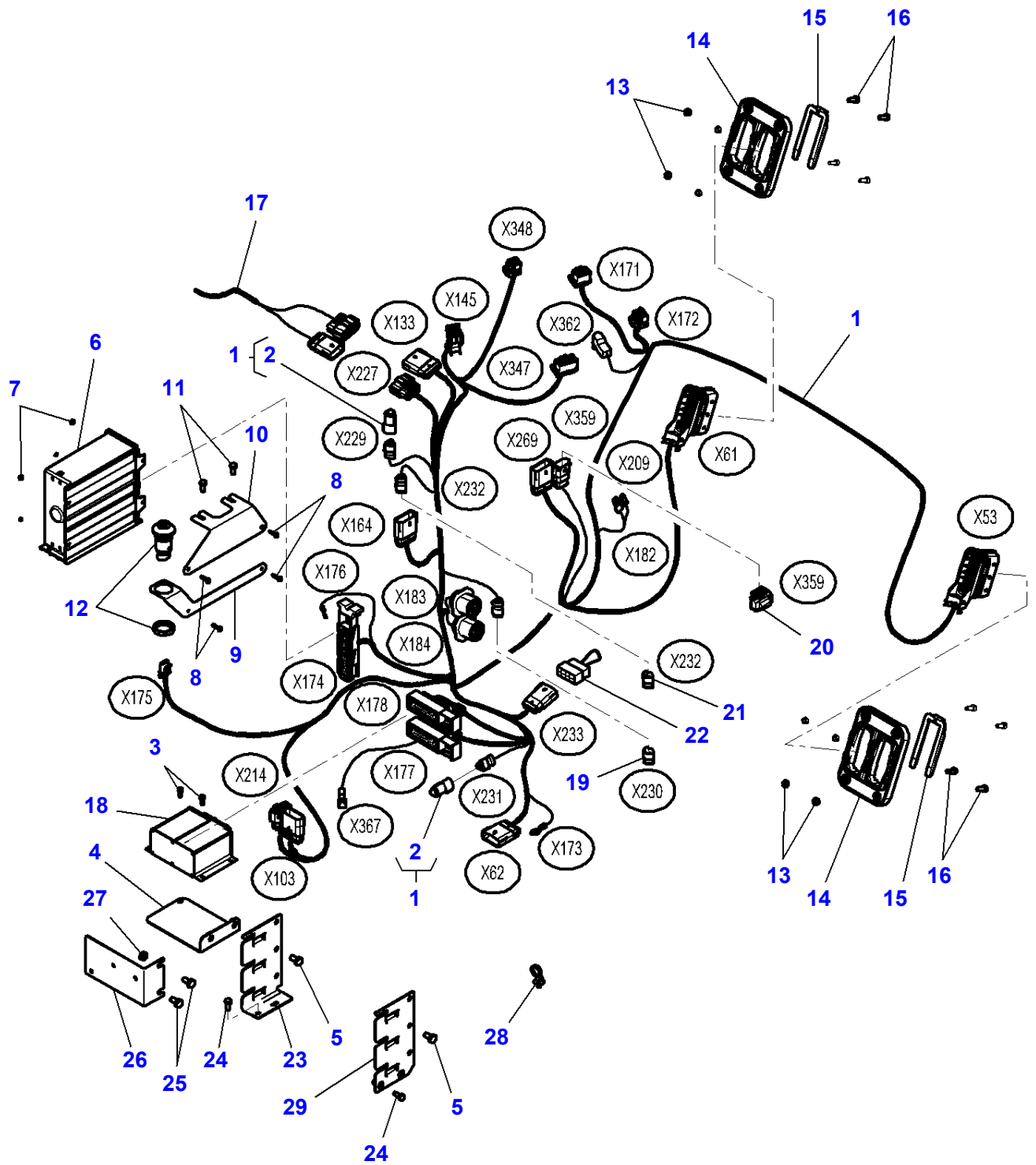
**Control Box Harness & Cab Controls**

**Page 090-0095**

<b>Item</b>	<b>Part Number</b>	<b>Qty</b>	<b>Description</b>	<b>Comments</b>
1	4289683M5	1	Harness	
2		1	Harness	See Page - Reference Number 090-0100/1

MF 8650 TRACTOR - 3906210  
1-WW09-013-D

1-WW09-013-D





## Control Box Harness &amp; Cab Controls

Item	Part Number	Qty	Description	Comments
1	4298563M95	1	Harness	
2	4284155M1	2	Resistor	(1) 120 OHMS
3	3009271X1	4	Hex Socket Screw	M5 X 12
4	4290529M1	2	Support	
5	339124X1	1	Hex Cap Screw	M8 X 16
6	G701.970.070.031	1	Electronic Box	Replace and repair. Old not interchangeable with new G701970070030
7	1443615X1	4	Nut	M4
8	3001162X1	4	Hex Cap Screw	M4 X 18
9	4296133M1	1	Support	
10	4287340M2	1	Support	
11	339560X1	2	Hex Cap Screw	M6 X 16
12	<b>G716.970.160.030</b>	1	Pressure Switch	
13	339030X1	8	Nut	M6
14	3013708X1	2	Grommet	
15	3013707X1	2	Connectors	
16	3009281X1	8	Hex Socket Screw	M6 X 16
17		1	Harness	See Page - Reference Number 090-0095/1
18	4301386M93	2	Onboard Computer	
19	4284155M1	1	Resistor	[B,D] 120 OHMS
20	4296394M1	1	Connectors	[A,E]
21	4284155M1	1	Resistor	[B,C] 120 OHMS
	4284155M1	1	Resistor	[B,D] 120 OHMS
22	4296393M1	1	Connectors	[B,D]
23	4290530M3	1	Support	Up to Serial or Engine Number U027045
24	339666X1	2	Hex Cap Screw	M6 X 20
25	339123X1	2	Hex Cap Screw	M8 X 20
	3009920X1	2	Carriage Bolt	Up to Serial or Engine Number U167033 M8 X 16 From Serial or Engine Number U167034
26	4298157M1	1	Support	
27	394367X1	1	Locknut	M8 Up to Serial or Engine Number U167033
28	4278314M1	X	Clamp	
29	4347411M1	1	Support	From Serial or Engine Number U027046

FOOTNOTE [A] CAB WITHOUT SUSPENSION

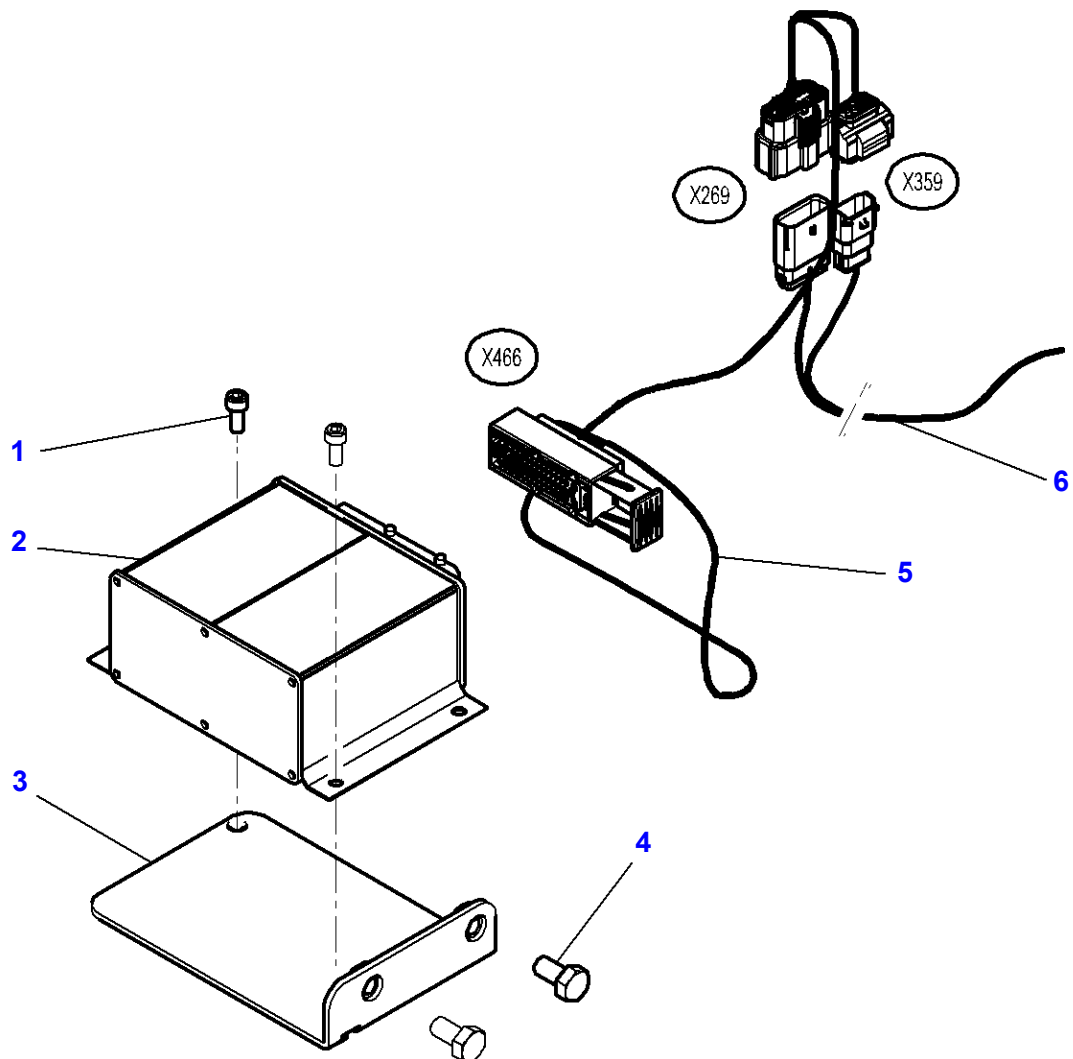
FOOTNOTE [B] WITHOUT "AUTO-GUIDE"

FOOTNOTE [C] WITH ISOBUS

FOOTNOTE [D] WITHOUT ISOBUS

FOOTNOTE [E] CAB WITH OPTIRIDE SUSPENSION

1-WW15-001-A

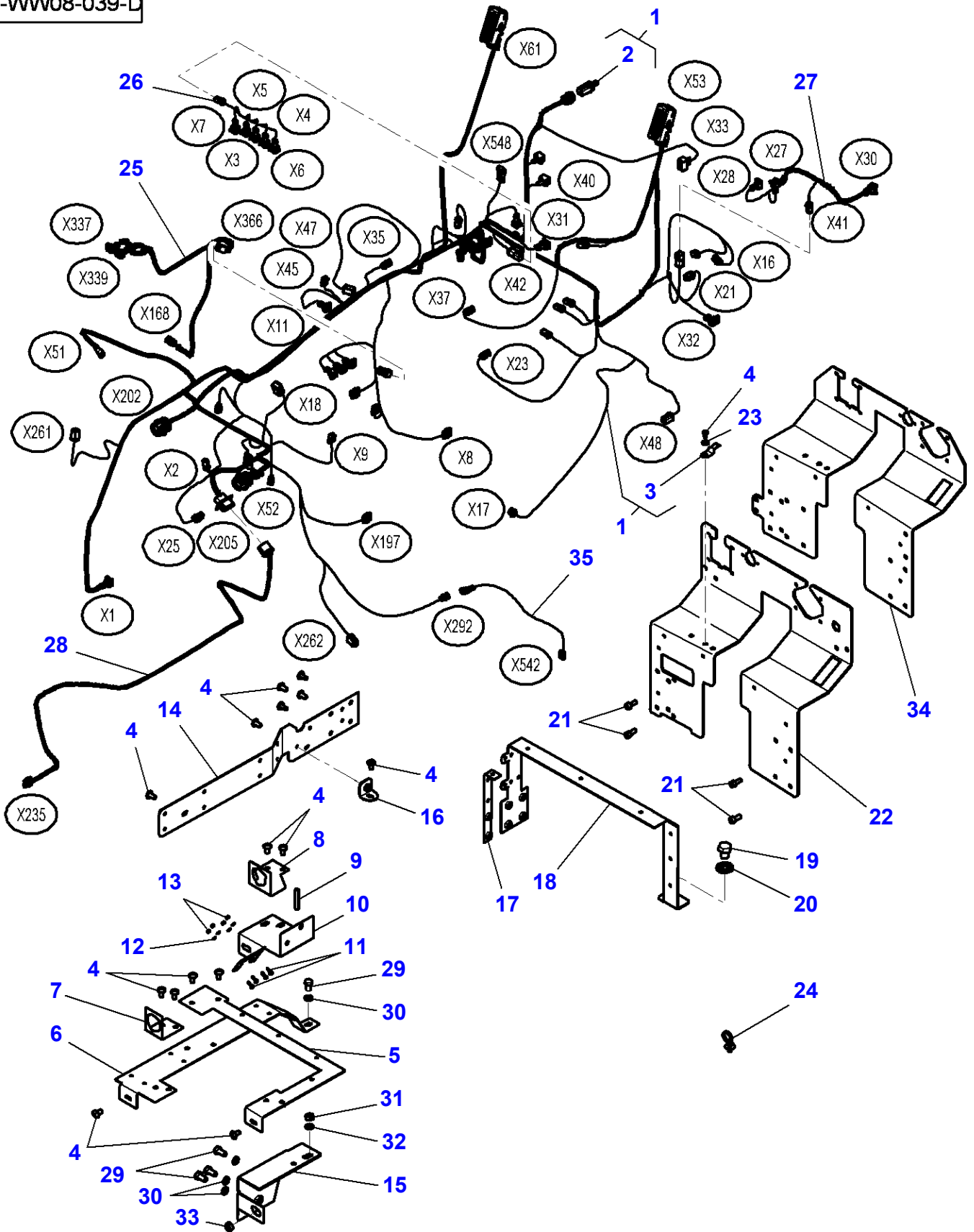


**Massey Ferguson****MF 8650 TRACTOR - 3906210****3906210****Cab Suspension Harness / Control Box****Page090-0105**

<b>Item</b>	<b>Part Number</b>	<b>Qty</b>	<b>Description</b>	<b>Comments</b>
1	3009271X1	2	Hex Socket Screw	M5 X 12
2	4301386M93	1	Onboard Computer	
3	4290529M1	1	Support	
4	339124X1	2	Hex Cap Screw	M8 X 16
	3009920X1	2	Carriage Bolt	Up to Serial or Engine Number U167033 M8 X 16 From Serial or Engine Number U167034
5	4296686M2	1	Harness	
6		1	Harness	See Page - Reference Number 090-0100

MF 8650 TRACTOR - 3906210  
1-WW08-039-D

1-WW08-039-D



## Transmission Main Harness

Item	Part Number	Qty	Description	Comments
1	4291756M95	1	Harness	
2	4291757M1	1	Harness	(1)
3	4282569M1	1	Strap	(1)
4	3010872X1	16	Screw	M8 X 16
5	4290913M4	1	Support	
6	4290852M3	1	Support	
7	4291755M1	1	Support	
8	4296390M1	1	Support	
9	3783744M1	1	Gasket	
10	4292970M5	1	Support	
11	3019880X1	4	Hex Socket Screw	M4 X 12
12	339102X1	4	Flat Washer	Diameter 4.3-9 X 0.8
13	1443615X1	4	Nut	M4
14	4287871M2	1	Support	
15	4298340M2	1	Support	
16	4293514M1	1	Support	
17	4290850M1	1	Support	
18	4290851M2	1	Support	
19	3009132X1	1	Hex Cap Screw	M16 X 50
20	3010606X1	1	Washer	Diameter 16-36
21	3010509X1	4	Screw	M8 X 20
22	4288959M1	1	Support	Up to Serial or Engine Number U173053
23	3010597X1	1	Tooth Washer	Diameter 8.2-20 X 2
24	4278314M1	X	Clamp	
25	4296145M2	1	Harness	[A]
26	4298111M1	1	Harness	
27	4298112M2	1	Harness	
28	4291946M3	1	Harness	[B,C]
29	3009491X1	4	Hex Cap Screw	M10 X 20
30	391026X1	4	Tooth Washer	Diameter 10-18 X 1.8
31	339186X1	1	Nut Metric	M12
32	391027X1	1	Tooth Washer	
33	3011494X1	1	Nut	M18
34	4348011M2	1	Support	From Serial or Engine Number U173054
35	4299330M1	1	Harness	From Serial or Engine Number U182021

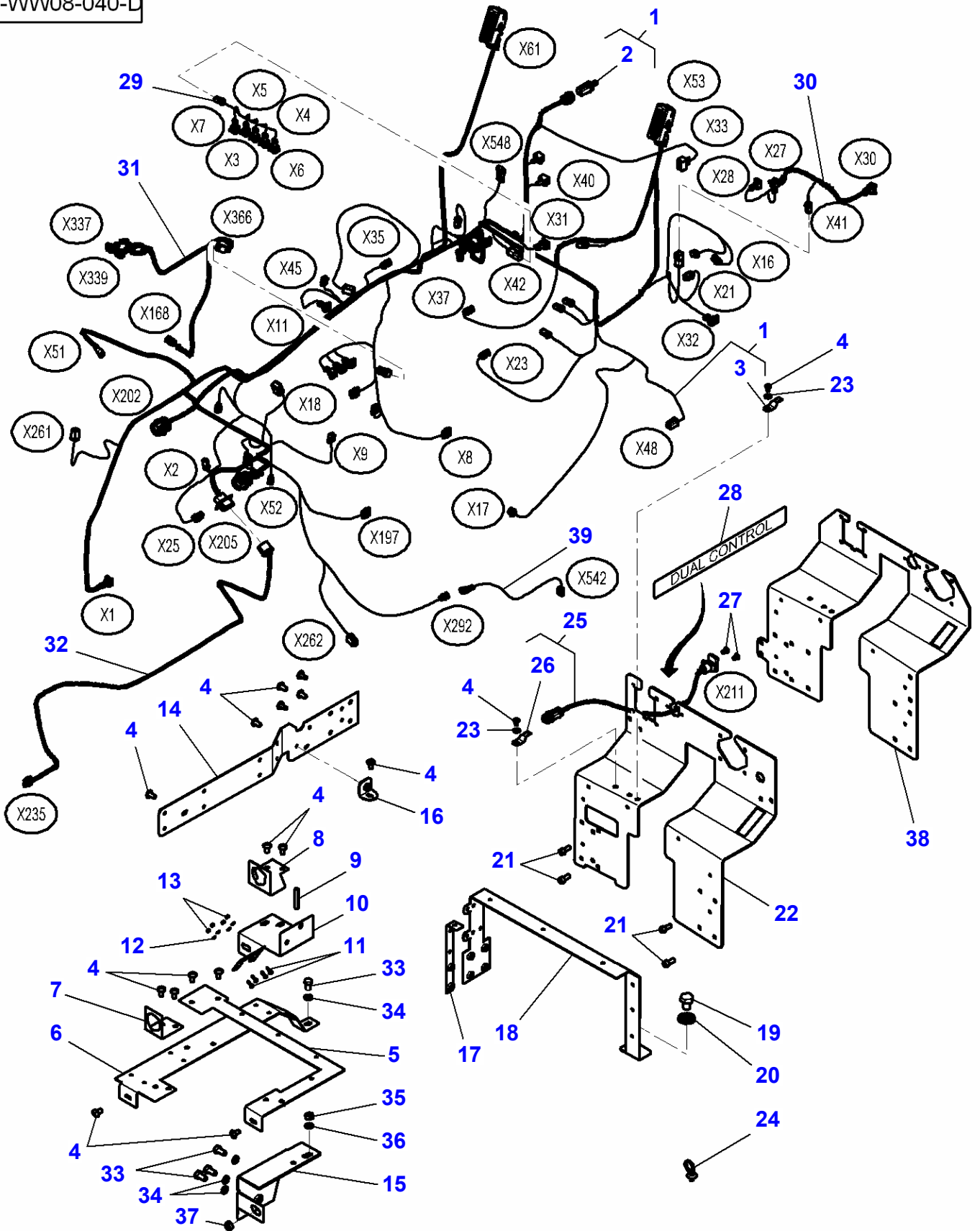
FOOTNOTE [A] WITH PNEUMATIC BRAKE

FOOTNOTE [B] FRONT AXLE FIXED

FOOTNOTE [C] AUTOGUIDE

MF 8650 TRACTOR - 3906210  
1-WW08-040-D

1-WW08-040-D



## Transmission Main Harness - With Datatronic "3"

Item	Part Number	Qty	Description	Comments
1	4291756M95	1	Harness	
2	4291757M1	1	Harness	(1)
3	4282569M1	1	Strap	(1)
4	3010872X1	16	Screw	M8 X 16
5	4290913M4	1	Support	
6	4290852M3	1	Support	
7	4291755M1	1	Support	
8	4296390M1	1	Support	
9	3783744M1	1	Gasket	
10	4292970M5	1	Support	
11	3019880X1	4	Hex Socket Screw	M4 X 12
12	339102X1	4	Flat Washer	Diameter 4.3-9 X 0.8
13	1443615X1	4	Nut	M4
14	4287871M2	1	Support	
15	4298340M2	1	Support	
16	4293514M1	1	Support	
17	4290850M1	1	Support	
18	4290851M2	1	Support	
19	3009132X1	1	Hex Cap Screw	M16 X 50
20	3010606X1	1	Washer	Diameter 16-36
21	3010509X1	4	Screw	M8 X 20
22	4288959M1	1	Support	Up to Serial or Engine Number U173053
23	3010597X1	2	Tooth Washer	Diameter 8.2-20 X 2
24	4278314M1	X	Clamp	
25	4291918M92	1	Harness	
26	4282569M1	1	Strap	(25)
27	339721X1	2	Hex Cap Screw	M5 X 16
28	3783975M1	1	Decal	
29	4298111M1	1	Harness	
30	4298112M2	1	Harness	
31	4296145M2	1	Harness	[A]
32	4291946M3	1	Harness	[B,C]
33	3009491X1	4	Hex Cap Screw	M10 X 20
34	391026X1	4	Tooth Washer	Diameter 10-18 X 1.8
35	339186X1	1	Nut Metric	M12
36	391027X1	1	Tooth Washer	
37	3011494X1	1	Nut	M18
38	4348011M2	1	Support	From Serial or Engine Number U173054
39	4299330M1	1	Harness	From Serial or Engine Number U182021

FOOTNOTE [A] WITH PNEUMATIC BRAKE

FOOTNOTE [B] FRONT AXLE FIXED

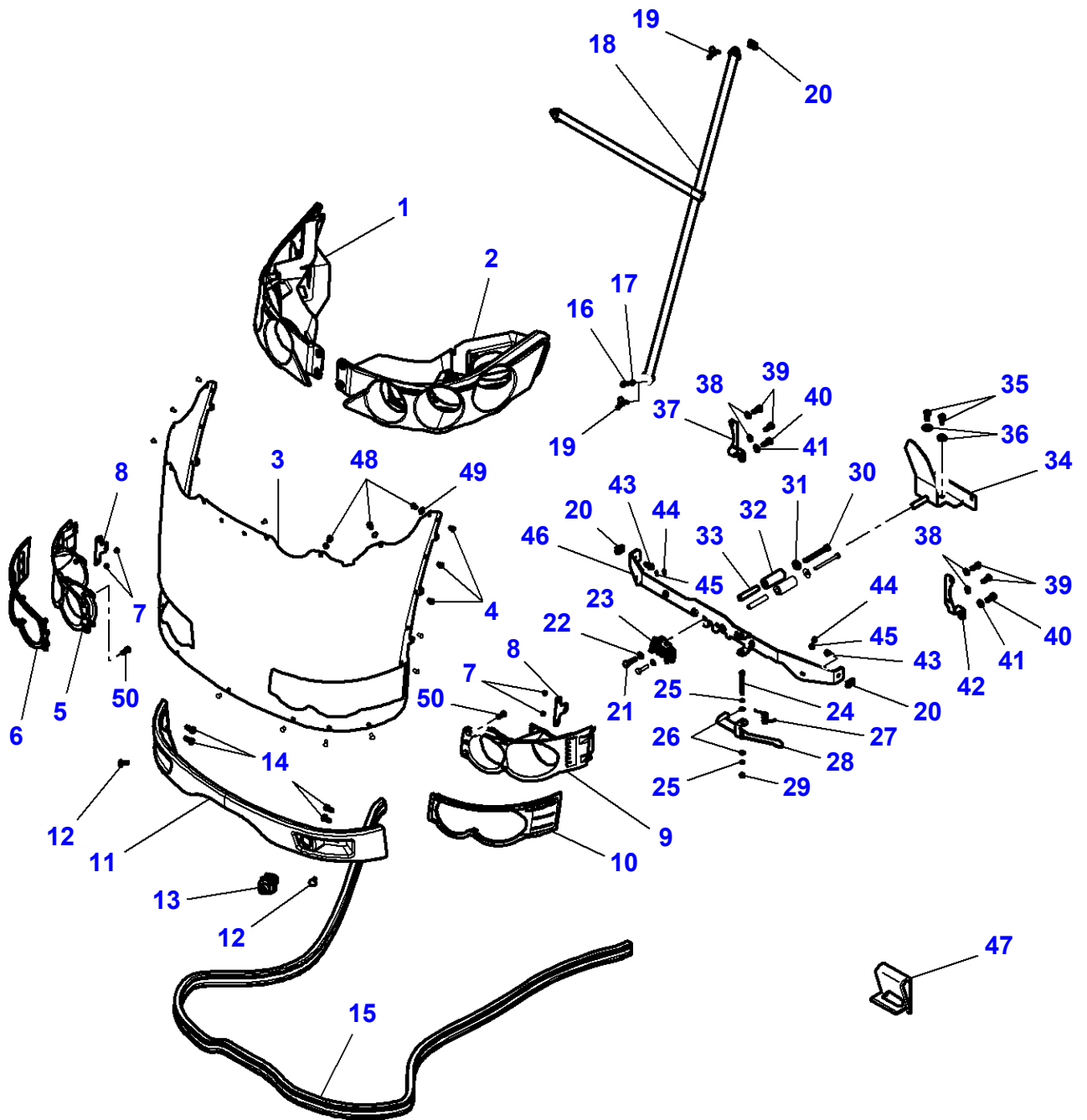
FOOTNOTE [C] AUTOGUIDE

Page Title	Page Number
Sheet Metal - Grille	100-0005
Sheet Metal - Hood	100-0010
Sheet Metal - Hood Frame	100-0015
Sheet Metal - Hood Frame	100-0020
Tool Box	100-0025
Footstep	100-0030
Emblems	100-0035
Speed Charts	100-0040
Decals - Safety	100-0045
Decals - Safety - SEE NEXT PAGE FOR DECAL LOCATION	100-0050
Decals - Safety - For United States of America	100-0055
Literature	100-0060
Literature	100-0065



MF 8650 TRACTOR - 3906210  
1-WR02-028-C

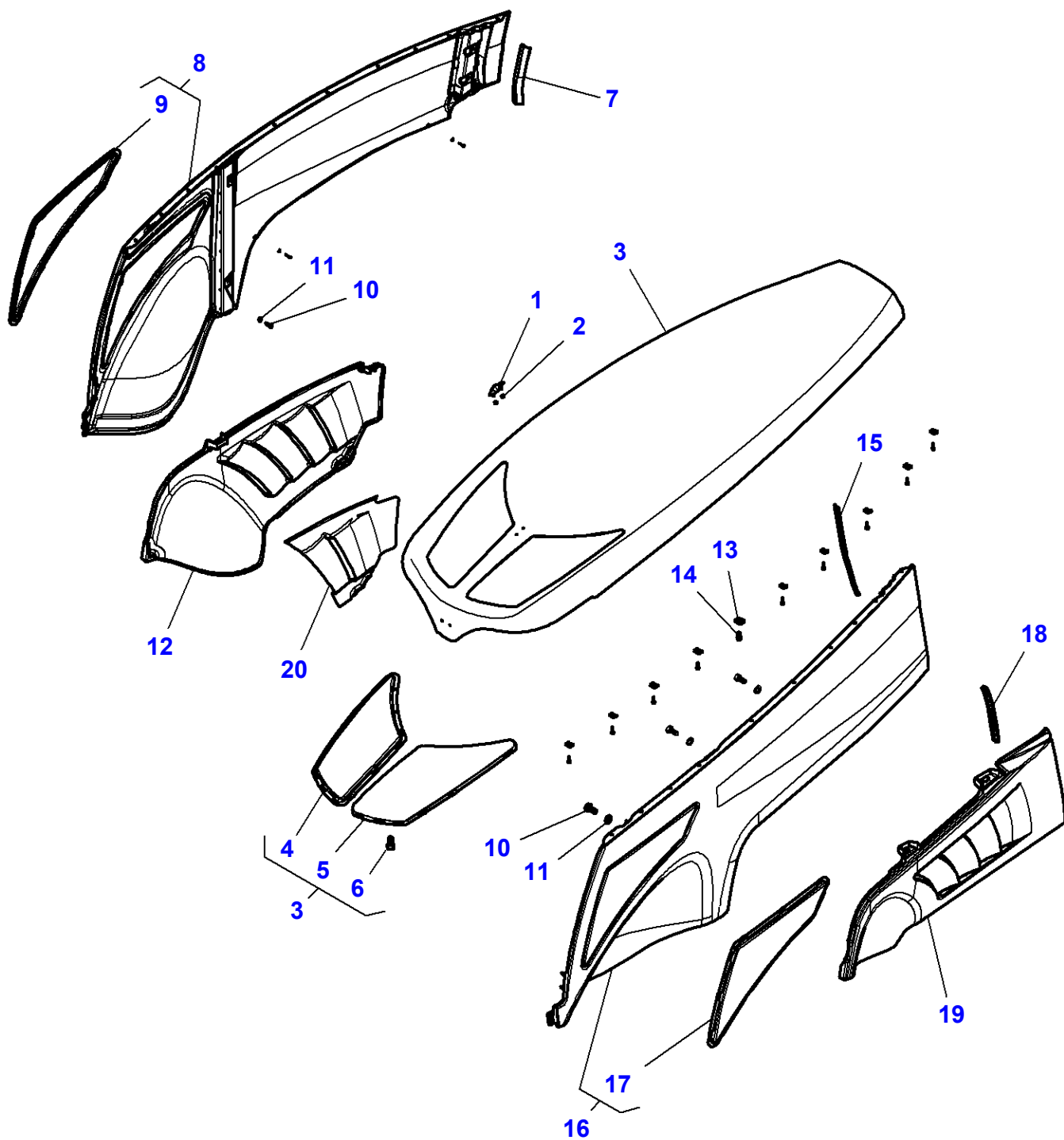
1-WR02-028-C



## Sheet Metal - Grille

Item	Part Number	Qty	Description	Comments
1	4296471M92	1	Support	Right Hand
2	4296472M92	1	Support	Left Hand
3	4284501M3	1	Grille	
4	4281430M1	17	Screw	M4 X 10 Up to Serial or Engine Number U054029
	4281430M1	7	Screw	M4 X 10 From Serial or Engine Number U054030
5	4298589M91	1	Support	Right Hand
6	4297810M91	1	Trim	Right Hand
7	3019123X1	4	Nut	M6
8	4297823M1	2	Support	
9	4298588M91	1	Support	Left Hand
10	4297809M91	1	Trim	Left Hand
11	4284416M1	1	Band	
12	3009330X1	2	Screw	M6 X 20
13	4297424M1	1	Latch	
14	4284819M1	4	Screw	M4 X 16
15	4288133M1	1	Seal	Length 2620 MM
16	339560X1	1	Hex Cap Screw	M6 X 16 Up to Serial or Engine Number U027045
17	390971X1	1	Flat Washer	Diameter 6-12 X 1.5 Up to Serial or Engine Number U027045
18	4298644M1	1	Retainer	Length 909 MM
19	3015287X1	1	Wing Screw	Up to Serial or Engine Number U027045
	3015287X1	2	Wing Screw	From Serial or Engine Number U027046
20	3010070X1	3	Spring Nut	M6 Up to Serial or Engine Number U166015
	3014635X1	3	Nut	M6 From Serial or Engine Number U166016
21	339337X1	2	Hex Cap Screw	M8 X 30
22	390972X1	2	Flat Washer	Diameter 8-17 X 1.7
23	4284519M1	1	Latch	
24	3015134X1	1	Hex Cap Screw	M6 X 65
25	390971X1	2	Flat Washer	Diameter 6-12 X 1.5
26	3011858X1	2	Washer	Diameter 6
27	4286591M4	1	Spring	
28	4287247M1	1	Cam	
29	1441500X1	1	Top Locknut	M6
30	339891X1	2	Hex Cap Screw	M8 X 80
31	391039X1	2	Flat Washer	Diameter 8-24 X 2
32	3782073M1	2	Roll	Length 60 MM
33	3782072M1	2	Spacer	Diameter 9-12 X 62
34	4287197M2	1	Clevis Pin	
35	339123X1	2	Hex Cap Screw	M8 X 20
36	391039X1	2	Flat Washer	Diameter 8-24 X 2
37	4288141M2	1	Support	Right Hand
38	390469X1	4	Flat Washer	Diameter 5-10 X 1.5
39	4284819M1	4	Screw	M4 X 16
40	339560X1	2	Hex Cap Screw	M6 X 16
41	390971X1	2	Flat Washer	Diameter 6-12 X 1.5
42	4288140M2	1	Support	Left Hand
43	3009182X1	2	Carriage Bolt	M6 X 16
44	339030X1	2	Nut	M6
45	390971X1	2	Flat Washer	Diameter 6-12 X 1.5
46	4287198M2	1	Support	
47	4298571M1	4	Tie	
48	4293624M1	10	Screw	M4 X 8 From Serial or Engine Number U054030
49	3001856X1	8	Washer	From Serial or Engine Number U054030
50	4295932M1	4	Screw	M5 X 16

1-WR03-035-B

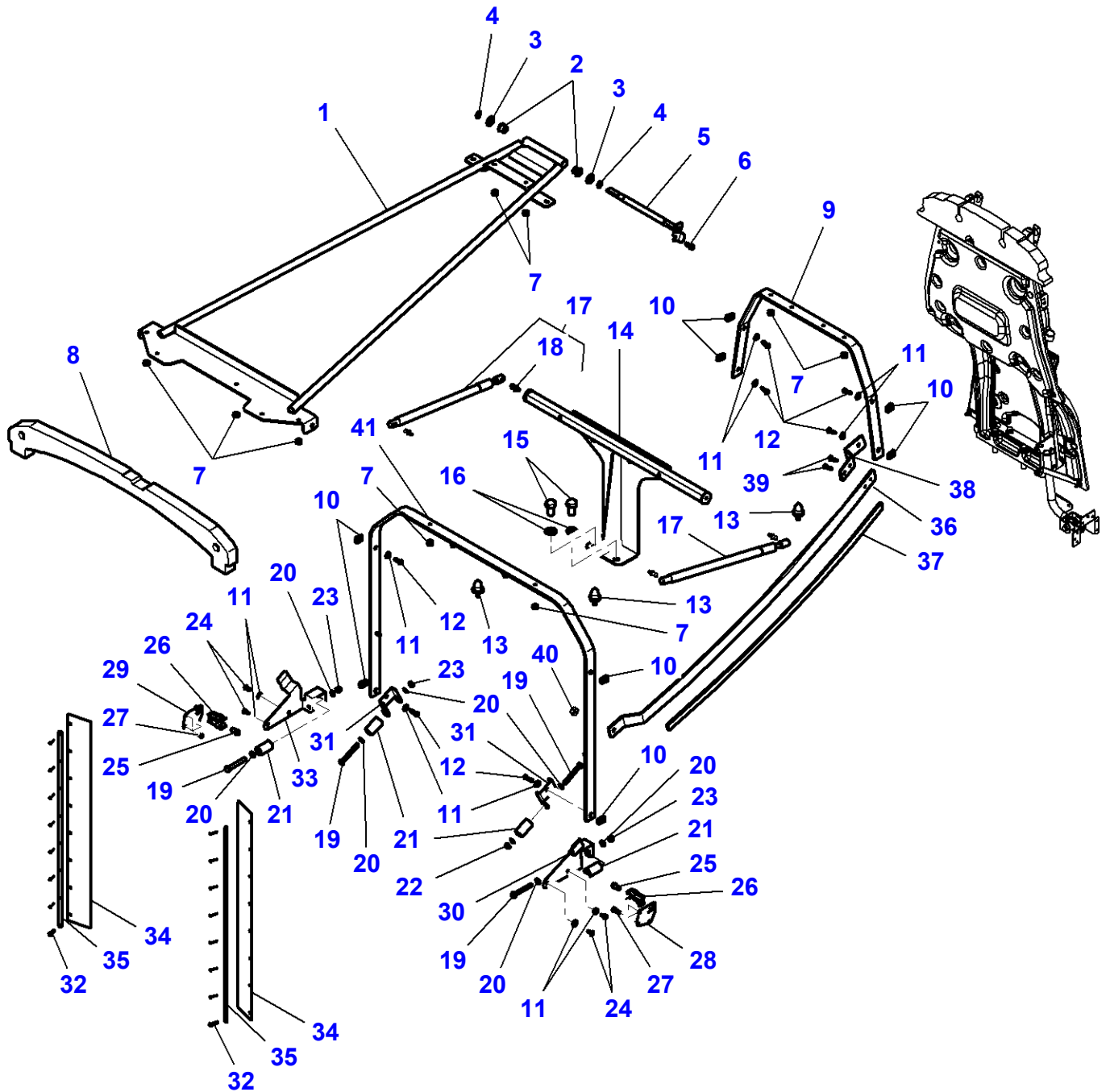


## Sheet Metal - Hood

Item	Part Number	Qty	Description	Comments
1	4284056M1	1	Guide	
2	4276693M1	2	Washer	
3	4284260M92	1	Bonnet	
4	4295863M2	1	Grille	(3) Right Hand
5	4284504M2	1	Grille	(3) Left Hand
6	4296094M1	10	Screw	(3) M5 X 10
7	4297669M1	1	Gasket	
8	4284262M91	1	Panel	Right Hand
9	4284507M2	1	Grille	(8) Right Hand
10	4293624M1	6	Screw	M4 X 8
11	4295963M1	6	Stop	
12	4284418M2	1	Panel	Right Hand
13	3010070X1	20	Spring Nut	M6 Up to Serial or Engine Number U166015
	3014635X1	20	Nut	M6 From Serial or Engine Number U166016
14	3009183X1	20	Carriage Bolt	M6 X 20
15	4297668M1	1	Gasket	
16	4284261M91	1	Panel	Left Hand
17	4284506M2	1	Grille	(16) Left Hand
18	4292372M1	1	Seal	Up to Serial or Engine Number 07-JAN-2009
19	4284417M4	1	Panel	Left Hand
20	4298472M2	1	Protection.	

MF 8650 TRACTOR - 3906210  
1-WR25-027-C

1-WR25-027-C

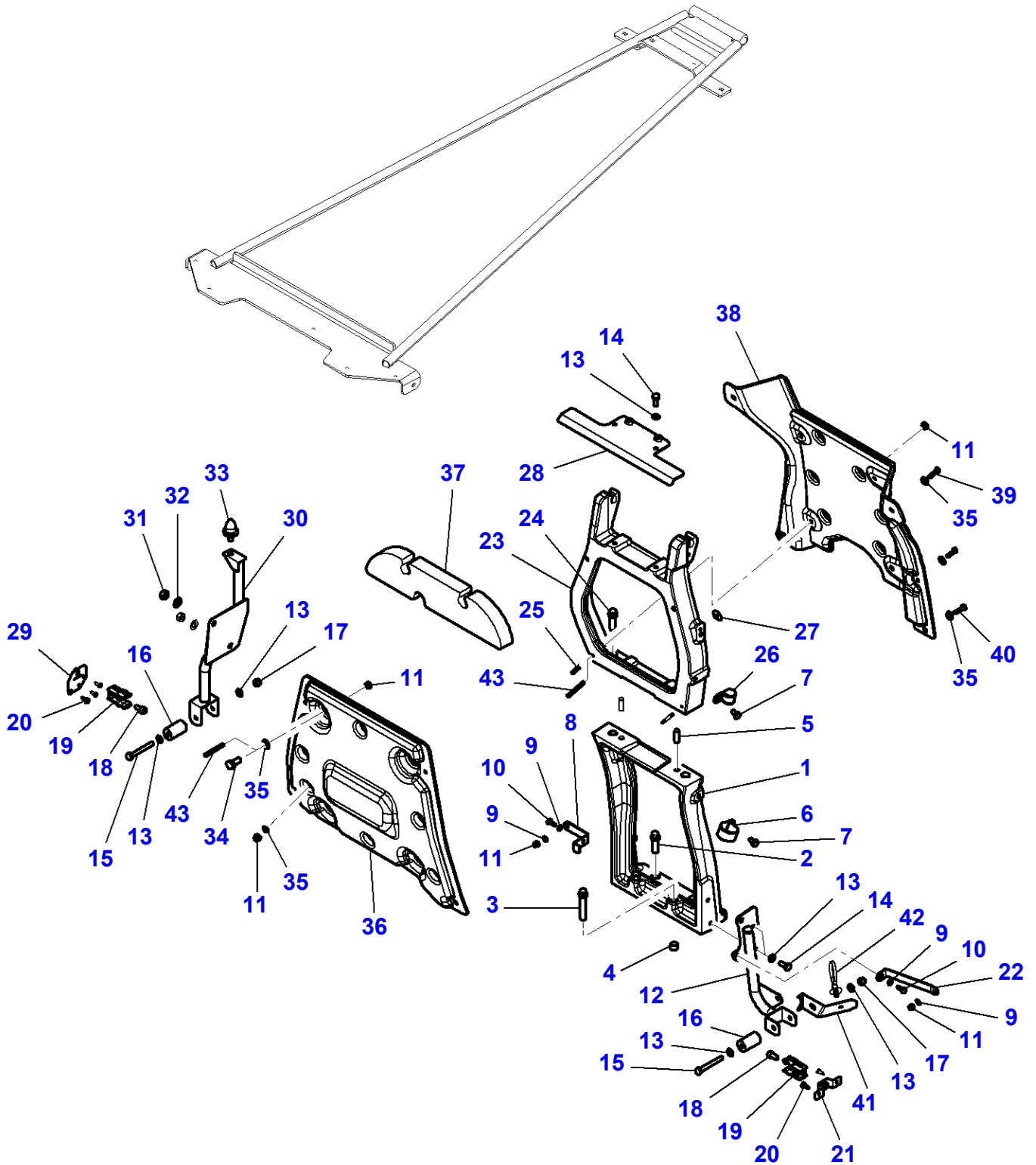


## Sheet Metal - Hood Frame

Item	Part Number	Qty	Description	Comments
1	4291199M4	1	Frame	
2	3385604M2	2	Bearing	
3	4292373M1	2	Washer	Diameter 15.2-26 X 1.4
4	339069X1	2	Circlip	
5	4292361M1	1	Clevis Pin	
6	3009183X1	1	Carriage Bolt	M6 X 20
7	3019123X1	9	Nut	M6
8	4287186M1	1	Seal	
9	4287407M2	1	Tube	
10	3010070X1	8	Spring Nut	M6
				Up to Serial or Engine Number U166015
	3014635X1	8	Nut	M6
				From Serial or Engine Number U166016
11	391038X1	12	Flat Washer	Diameter 6-18 X 1.5
12	1441268X1	8	Bolt	M6 X 30
13	4295613M1	3	Stop	
14	4298747M1	1	Support	
15	391269X1	2	Hex Cap Screw	M16 X 30
16	1441664X1	2	Flat Washer	Diameter 16-30 X 3
17	4291200M1	2	Ram	
18	<b>3905542M1</b>	2	Toggle	(17)
19	339159X1	4	Hex Cap Screw	M8 X 65
20	390972X1	6	Flat Washer	Diameter 8-17 X 1.7
21	4296142M1	4	Roll	
22	339169X1	2	Nut	M8
23	394367X1	2	Locknut	M8
24	3007934X1	4	Hex Socket Screw	M6 X 16
25	3009285X1	2	Hex Socket Screw	M8 X 16
26	4294956M2	2	Tie	
27	4284819M1	6	Screw	M4 X 16
28	4295485M1	1	Support	
29	4295544M1	1	Support	
30	4290118M2	1	Support	
31	4290389M1	2	Support	
32	4289624M1	16	Rivet	
33	4290116M2	1	Support	
34	4287183M1	2	Seal	
35	4287184M1	2	Plate	
36	4298251M1	2	Reinforcement	
37	5017257M1	2	Gasket	6 X 19 X 965
38	4298252M1	1	Strap	Left Hand
	4298254M1	1	Strap	Right Hand
39	3009181X1	4	Screw	M6 X 12
40	3019123X1	2	Nut	M6
41	4287409M3	1	Tube	

MF 8650 TRACTOR - 3906210  
1-WR25-026-C

1-WR25-026-C

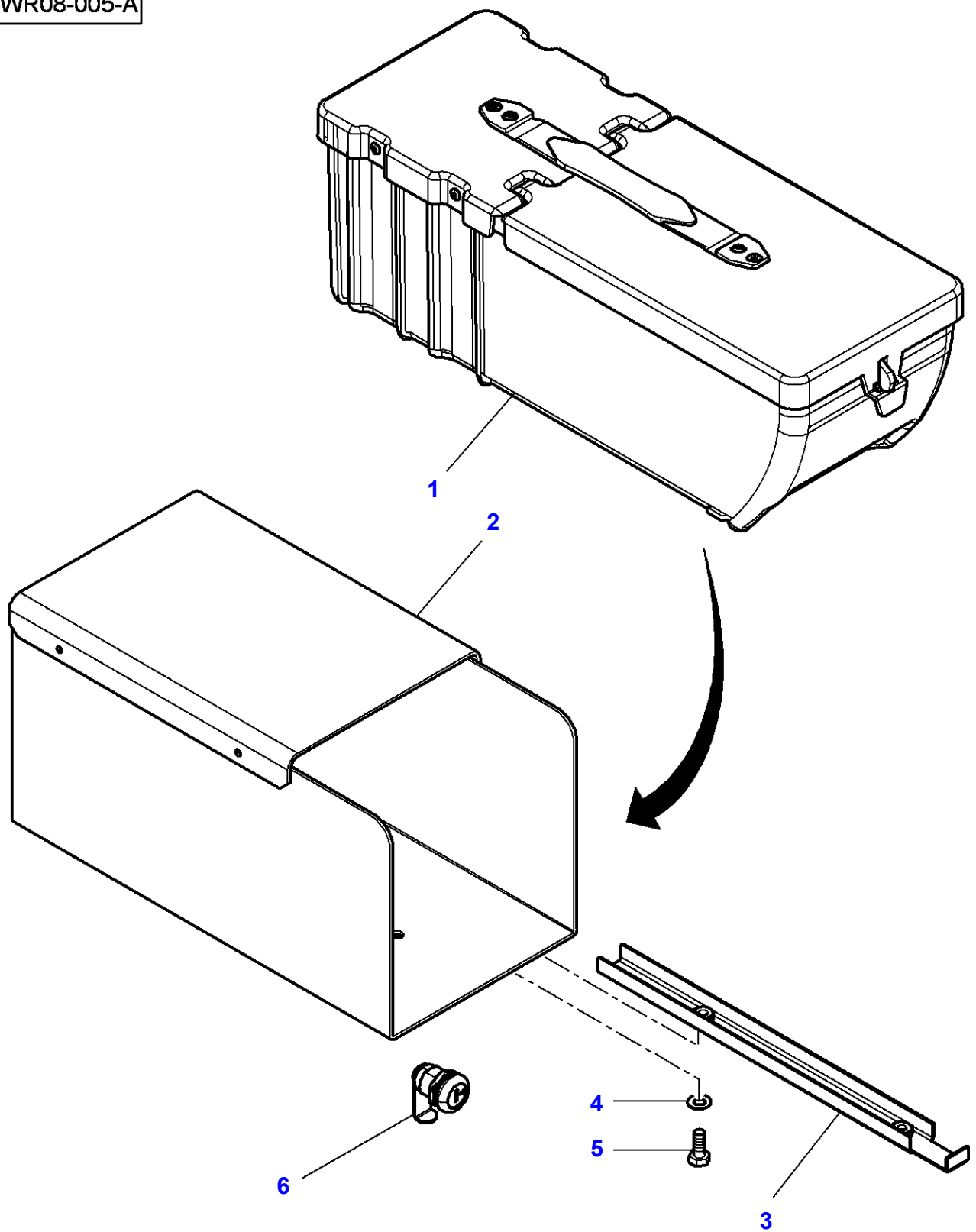


## Sheet Metal - Hood Frame

Item	Part Number	Qty	Description	Comments
1	4292362M2	1	Support	
2	3019858X1	2	Hex Cap Screw	M12 X 35
3	3011279X1	2	Screw	M12 X 60
4	4292368M1	2	Pin	
5	3006290X1	2	Pin	
6	3783956M1	1	Strap	Diameter 35
7	339228X1	2	Hex Cap Screw	M8 X 12
8	4292366M1	1	Support	
9	390971X1	4	Flat Washer	Diameter 6-12 X 1.5
10	339560X1	2	Hex Cap Screw	M6 X 16
11	1441500X1	6	Top Locknut	M6
				Up to Serial or Engine Number U112004
	1441500X1	12	Top Locknut	M6
				From Serial or Engine Number U112005
12	4292364M1	1	Support	
13	390972X1	8	Flat Washer	Diameter 8-17 X 1.7
14	339123X1	4	Hex Cap Screw	M8 X 20
15	339159X1	2	Hex Cap Screw	M8 X 65
16	4296142M1	2	Roll	Diameter 25 X 45
17	394367X1	2	Locknut	M8
18	3009285X1	2	Hex Socket Screw	M8 X 16
19	4294956M2	2	Tie	
20	4284819M1	5	Screw	M4 X 16
21	4295486M1	1	Support	
22	4292365M1	1	Support	
23	4292374M1	1	Support	
24	3011642X1	2	Screw	M16 X 35
25	3011669X1	2	Stud	Up to Serial or Engine Number U112004
26	3581131M1	1	Clip	Diameter 20
27	4281082M1	2	Centraliser	
28	4292375M1	1	Support	
29	4295545M1	1	Support	
30	4295561M2	1	Support	
31	339402X1	2	Nut	M10
32	390734X1	2	Flat Washer	Diameter 10-21 X 2
33	4295613M1	1	Stop	
34	339666X1	2	Hex Cap Screw	M6 X 20
				Up to Serial or Engine Number U112004
35	391038X1	14	Flat Washer	
36	4292370M1	1	Protection.	
37	4292371M2	1	Foam	
38	4292369M1	1	Protection.	
39	339666X1	4	Hex Cap Screw	M6 X 20
				Up to Serial or Engine Number U112004
40	339804X1	4	Hex Cap Screw	M6 X 25
41	4295119M1	1	Strap	
42	4278314M1	1	Clamp	
43	3015459X1	8	Screw	M6 X 18
				From Serial or Engine Number U112005



1-WR08-005-A



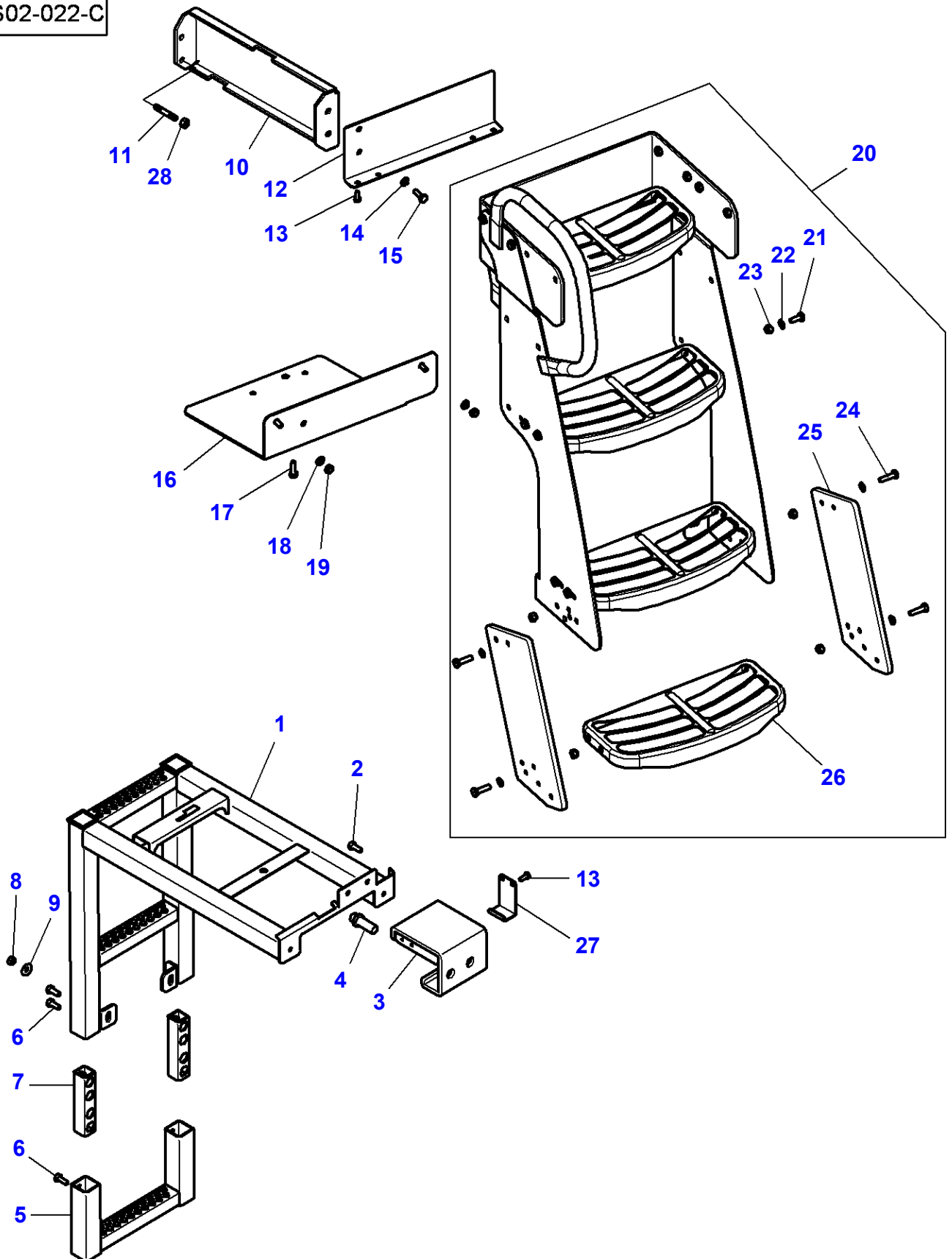
**Massey Ferguson****MF 8650 TRACTOR - 3906210****3906210****Page 100-0025****Tool Box**

<b>Item</b>	<b>Part Number</b>	<b>Qty</b>	<b>Description</b>	<b>Comments</b>
1	4289100M91	1	Tool Box	
2	4297102M93	1	Support	[B]
	4298410M93	1	Support	[C]
3	4297105M2	1	Shield	
4	339123X1	2	Hex Cap Screw	M8 X 20
5	390972X1	2	Flat Washer	
6	4290720M1	1	Lock	

**FOOTNOTE [B]** AGCO POWER SISU W/ E3 TECHNOLOGY**FOOTNOTE [C]** AGCO POWER SISU IEGR

MF 8650 TRACTOR - 3906210  
1-WS02-022-C

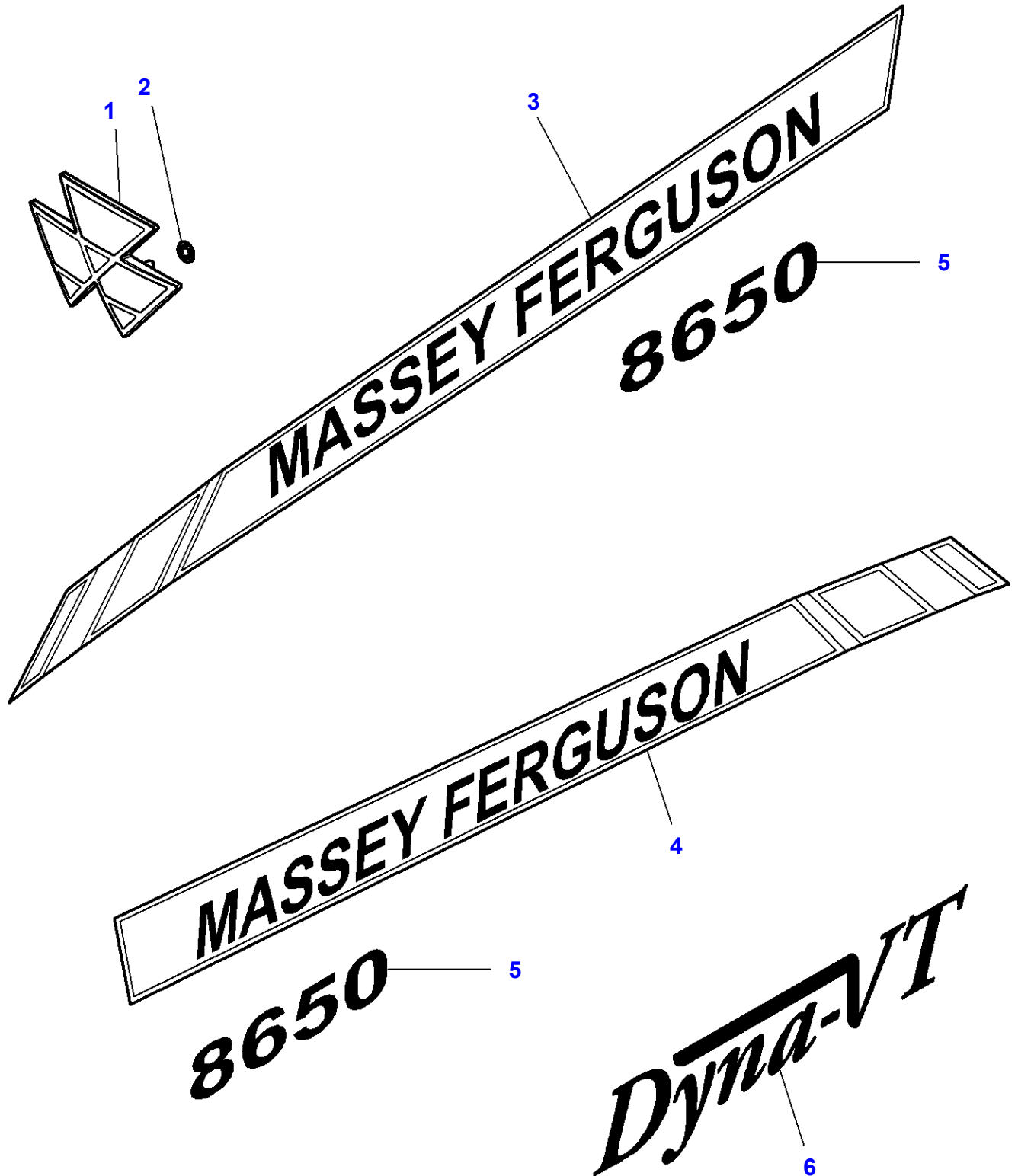
1-WS02-022-C



## Footstep

Item	Part Number	Qty	Description	Comments
1	4290715M94	1	Ladder	Right Hand
2	339123X1	2	Hex Cap Screw	M8 X 20
3	4296850M2	1	Support	
4	3011745X1	2	Screw	M16 X 40
5	4286965M91	1	Step	
6	339123X1	4	Hex Cap Screw	M8 X 20
7	4286966M1	2	Support	
8	339169X1	2	Nut	M8
9	391039X1	2	Flat Washer	
10	4299298M1	1	Support	
11	391001X1	2	Stud	M8 X 25
12	4295612M2	1	Shield	
13	339560X1	4	Hex Cap Screw	M6 X 16
14	390972X1	2	Flat Washer	
15	339761X1	2	Hex Cap Screw	M8 X 25
16	4296928M3	1	Support	
17	339761X1	2	Hex Cap Screw	M8 X 25
18	390972X1	2	Flat Washer	
19	339169X1	2	Nut	
20	4289202M94	1	Step	Left Hand
21	339123X1	20	Hex Cap Screw	(20) M8 X 20
22	390972X1	20	Flat Washer	(20)
23	394367X1	8	Locknut	(20)
24	339337X1	8	Hex Cap Screw	(20) M8 X 30
25	4289197M1	2	Support	(20)
26	3785779M1	3	Stair	(20)
27	4297032M1	1	Stop	
28	339169X1	2	Nut	M8

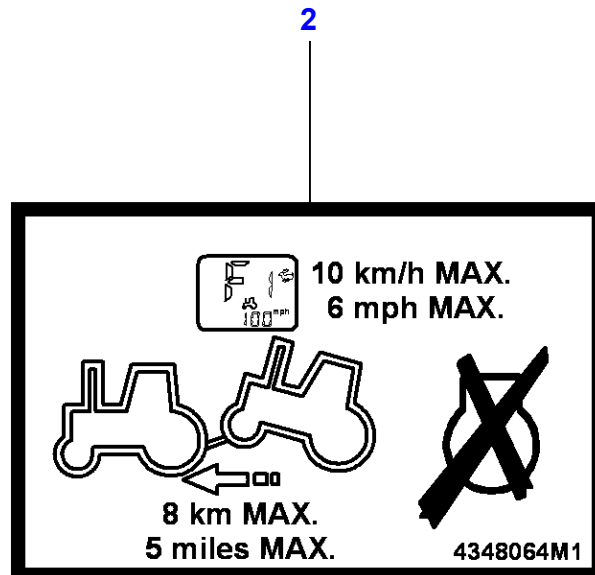
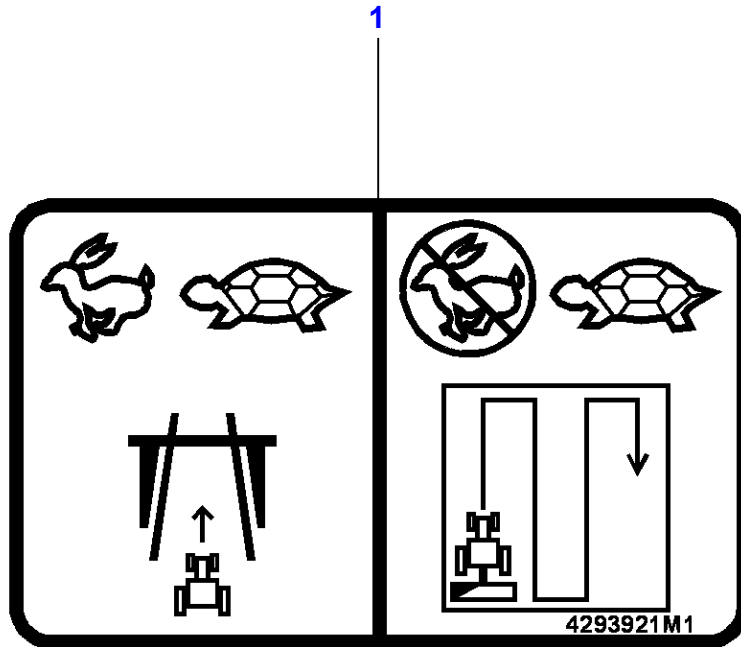
1-WR05-108-A



**Emblems**

<b>Item</b>	<b>Part Number</b>	<b>Qty</b>	<b>Description</b>	<b>Comments</b>
1	4288132M1	1	Emblem	
2	4276693M1	2	Washer	
3	4290456M1	1	Decal	Left Hand
4	4290455M1	1	Decal	Right Hand
5	4297567M1	2	Decal	
6	4274857M1	2	Decal	

1-WR12-036-A



**Massey Ferguson**

**MF 8650 TRACTOR - 3906210**

**3906210**

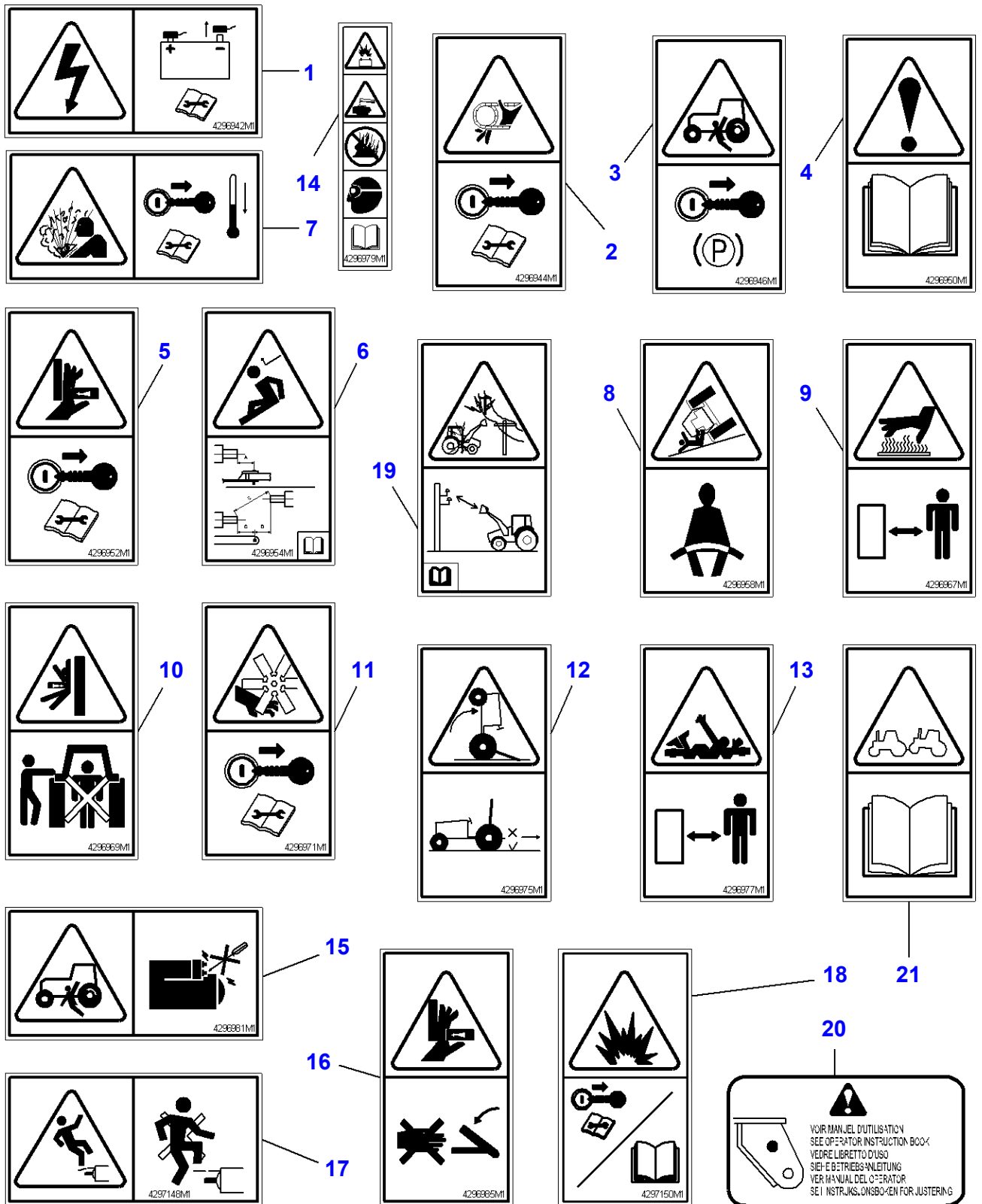
**Speed Charts**

**Page 100-0040**

<b>Item</b>	<b>Part Number</b>	<b>Qty</b>	<b>Description</b>	<b>Comments</b>
1	4293921M1	1	Decal	
2	4348064M1	1	Decal	Up to Serial or Engine Number 17-JUL-2009



1-WR13-085-C



Decals - Safety

Item	Part Number	Qty	Description	Comments
1	4296942M1	1	Decal	
2	4296944M1	2	Decal	
3	4296946M1	1	Decal	
4	4296950M1	1	Decal	
5	4296952M1	2	Decal	[A]
6	4296954M1	2	Decal	
7	4298645M1	1	Decal	
8	4296958M1	1	Decal	
9	4296967M1	2	Decal	
10	4296969M1	2	Decal	
11	4296971M1	2	Decal	
12	4296975M1	2	Decal	
13	4296977M1	2	Decal	
14	4296979M1	1	Decal	
15	4296981M1	1	Decal	
16	4296985M1	1	Decal	
17	4297148M1	1	Decal	
18	4297150M1	9	Decal	[A,C]
	4297150M1	7	Decal	[B]
19	4297924M1	1	Decal	
20	3617574M3	2	Decal	
21	4349217M1	1	Decal	From Serial or Engine Number U190052

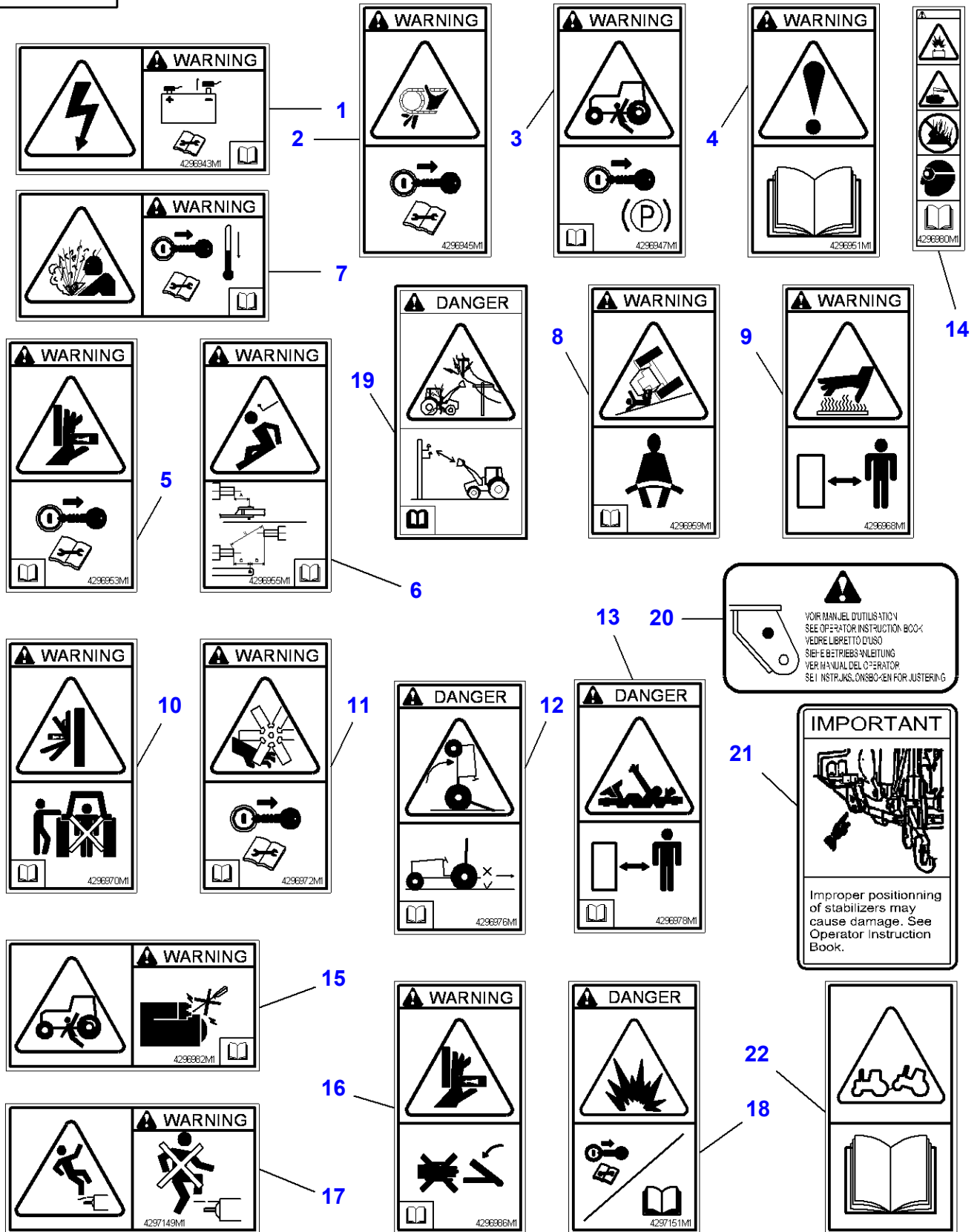
FOOTNOTE [A] WITH FRONT AXLE SUSPENDED

FOOTNOTE [B] FRONT AXLE FIXED

FOOTNOTE [C] WITH SUSPENDED CAB

MF 8650 TRACTOR - 3906210  
1-WR13-084-C

1-WR13-084-C

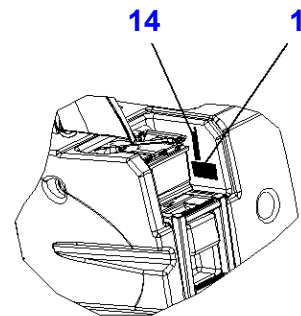
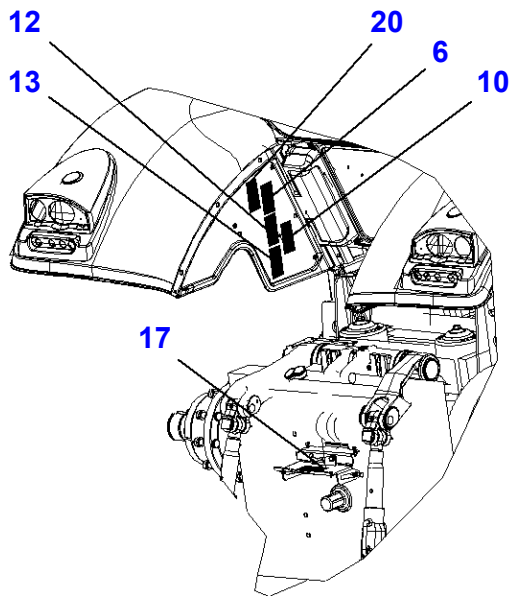
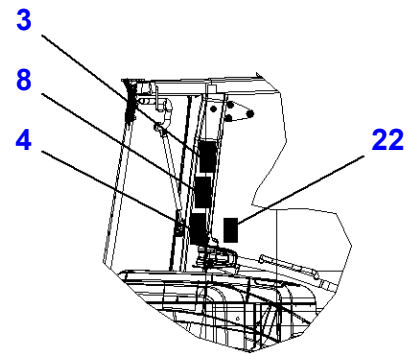
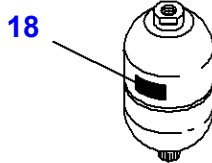
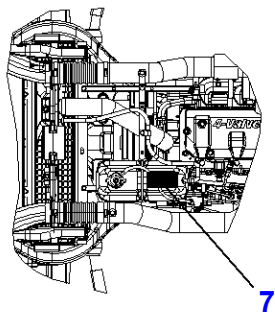
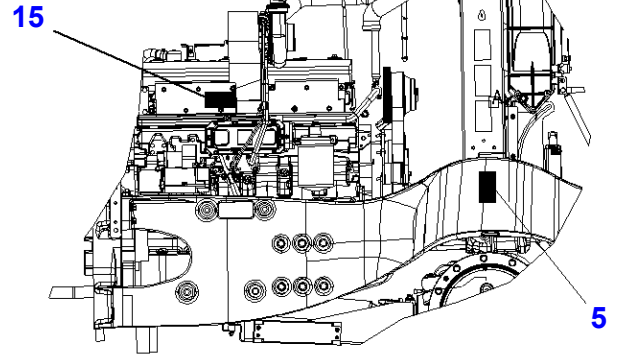
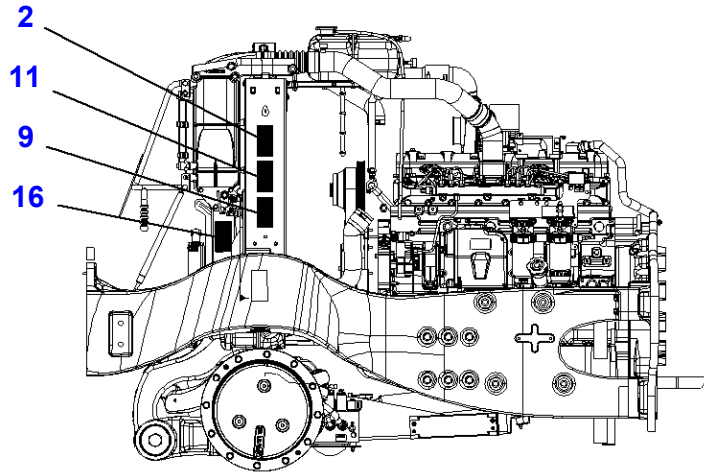


**Massey Ferguson****MF 8650 TRACTOR - 3906210****3906210****Decals - Safety - SEE NEXT PAGE FOR DECAL LOCATION****Page 100-0050**

<b>Item</b>	<b>Part Number</b>	<b>Qty</b>	<b>Description</b>	<b>Comments</b>
1	4296943M1	1	Decal	
2	4296945M1	2	Decal	
3	4296947M1	1	Decal	
4	4296951M1	1	Decal	
5	4296953M1	2	Decal	[A]
6	4296955M1	2	Decal	
7	4297923M1	1	Decal	
8	4296959M1	1	Decal	
9	4296968M1	2	Decal	
10	4296970M1	2	Decal	
11	4296972M1	2	Decal	
12	4296976M1	2	Decal	
13	4296978M1	2	Decal	
14	4296980M1	1	Decal	
15	4296982M1	1	Decal	
16	4296986M1	1	Decal	
17	4297149M1	1	Decal	
18	4297151M1	9	Decal	[A,C]
	4297151M1	3	Decal	[B]
	4297151M1	7	Decal	[B]
				For United States of America
19	4298646M1	1	Decal	
20	3617574M3	2	Decal	
21	3777022M1	2	Decal	
22	4349217M1	1	Decal	From Serial or Engine Number U190052

**FOOTNOTE [A]** WITH FRONT AXLE SUSPENDED**FOOTNOTE [B]** FRONT AXLE FIXED**FOOTNOTE [C]** WITH SUSPENDED CAB

1-WR13-081-D



Decals - Safety - For United States of America

Item	Part Number	Qty	Description	Comments
1	4296943M1	1	Decal	
2	4296945M1	2	Decal	
3	4296947M1	1	Decal	
4	4296951M1	1	Decal	
5	4296953M1	2	Decal	[A]
6	4296955M1	2	Decal	
7	4297923M1	1	Decal	
8	4296959M1	1	Decal	
9	4296968M1	2	Decal	
10	4296970M1	2	Decal	
11	4296972M1	2	Decal	
12	4296976M1	2	Decal	
13	4296978M1	2	Decal	
14	4296980M1	1	Decal	
15	4296982M1	1	Decal	
16	4296986M1	1	Decal	
17	4297149M1	1	Decal	
18	4297151M1	9	Decal	[A,D]
	4297151M1	3	Decal	[C]
	4297151M1	7	Decal	[C]
				For United States of America
19	4298646M1	1	Decal	[B]
20	3617574M3	2	Decal	
21	3777022M1	2	Decal	[B]
22	4349217M1	1	Decal	From Serial or Engine Number U190052

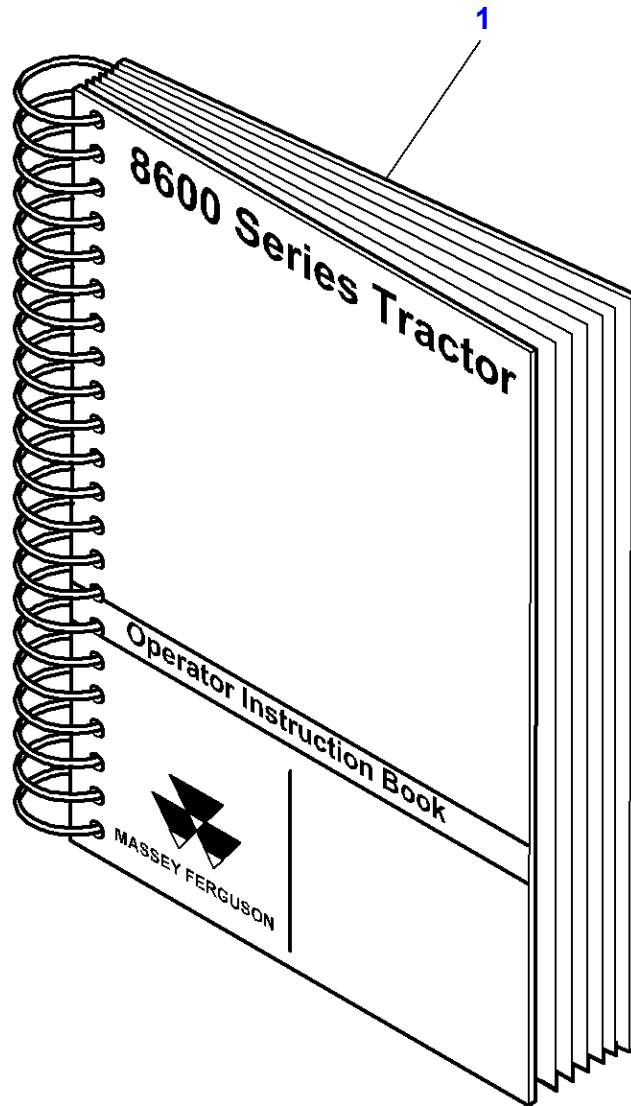
FOOTNOTE [A] WITH FRONT AXLE SUSPENDED

FOOTNOTE [B] NOT ILLUSTRATED

FOOTNOTE [C] FRONT AXLE FIXED

FOOTNOTE [D] WITH SUSPENDED CAB

1-WR06-023-A



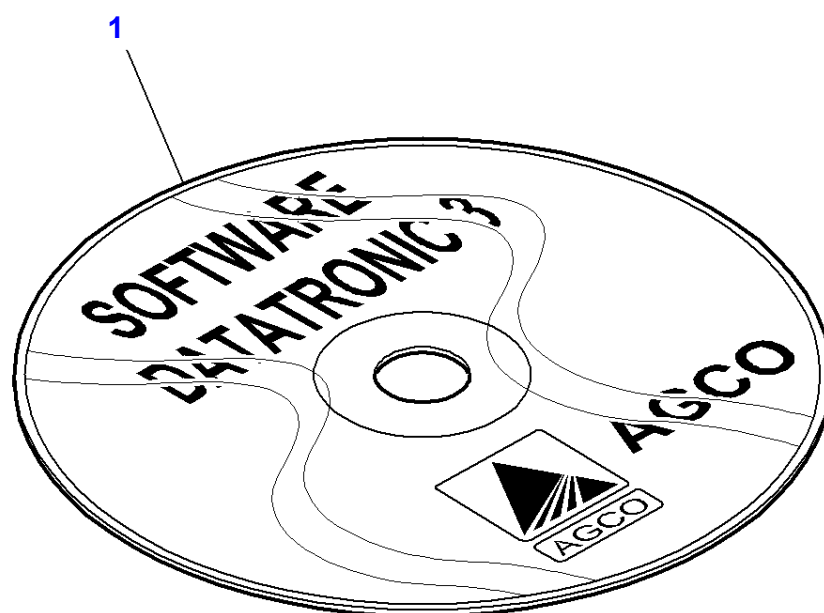
Literature

Item	Part Number	Qty	Description	Comments
1	4346234M2	1	Instruction Book	[A] FRENCH
	4315971M2	1	Instruction Book	FRENCH
	4346236M2	1	Instruction Book	[A] ENGLISH
	4315972M2	1	Instruction Book	ENGLISH
	4346238M2	1	Instruction Book	[A] GERMAN
	4315974M2	1	Instruction Book	GERMAN
	4346239M2	1	Instruction Book	[A] SPANISH
	4315975M2	1	Instruction Book	SPANISH
	4346241M2	1	Instruction Book	[A] ITALIAN
	4315976M2	1	Instruction Book	ITALIAN
	4346242M2	1	Instruction Book	[A] DANISH
	4315977M2	1	Instruction Book	DANISH
	4346243M2	1	Instruction Book	[A] NORWEGIAN
	4315978M2	1	Instruction Book	NORWEGIAN
	4346244M2	1	Instruction Book	[A] SWEDISH
	4315979M2	1	Instruction Book	SWEDISH
	4346245M2	1	Instruction Book	[A] POLISH
	4315980M2	1	Instruction Book	POLISH

FOOTNOTE [A] WITH DATATRONIC "3"



1-WR06-012-B



**Massey Ferguson**

**MF 8650 TRACTOR - 3906210**

**3906210**

**Literature**

**Page 100-0065**

<b>Item</b>	<b>Part Number</b>	<b>Qty</b>	<b>Description</b>	<b>Comments</b>
1	72570001	1	Software	[A]

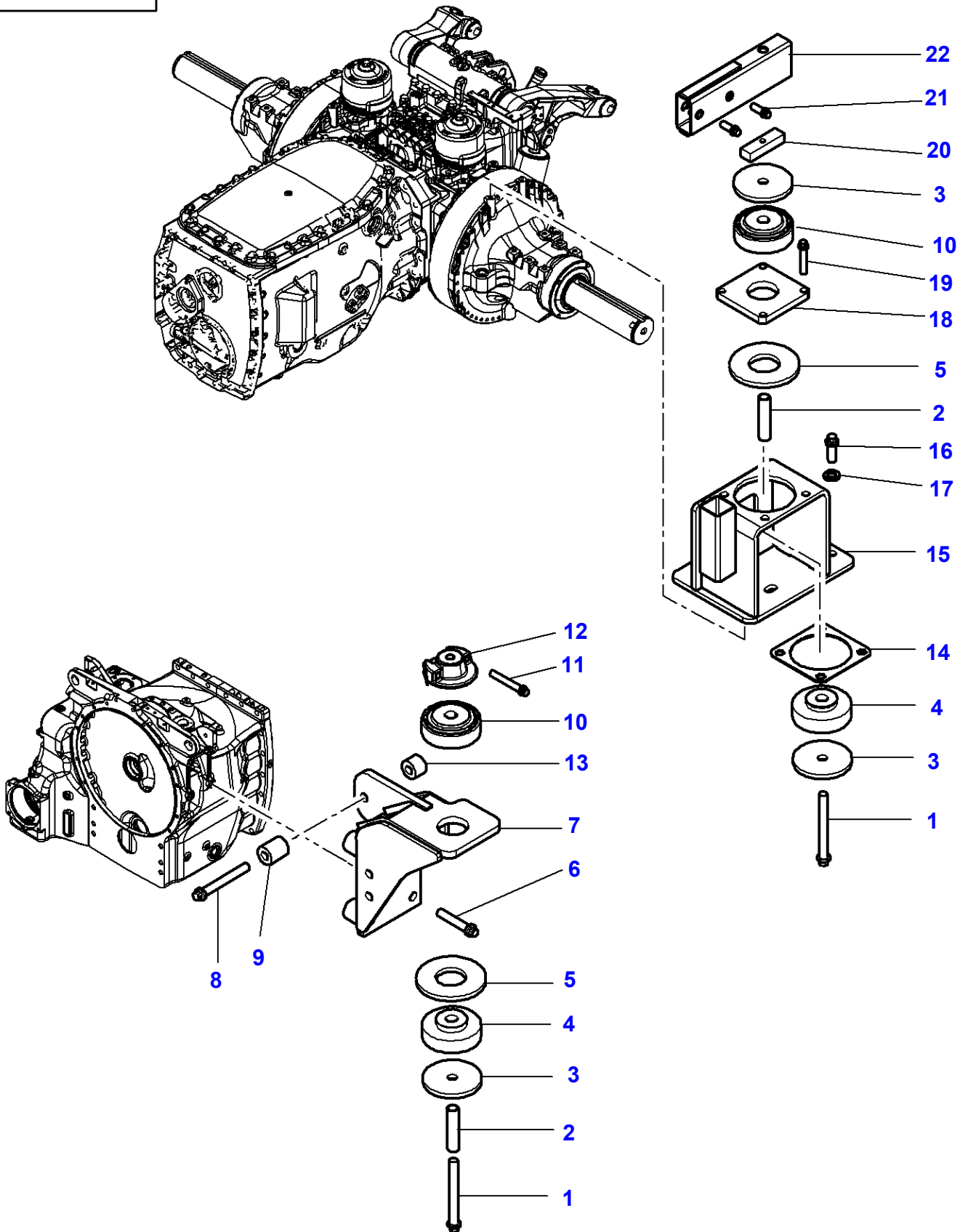
**FOOTNOTE [A] WITH DATATRONIC "3"**

Page Title	Page Number
Cab Mountings	110-0005
Cab Mountings - With Suspension - Optiride Suspension	110-0010
Cab Mountings - With Suspension - Optiride Plus Suspension	110-0015
Cab Mountings - With Suspension - Optiride Suspension and Optiride Plus Suspension	110-0020
Tractor Cab	110-0025
Doors - Doors - Left Side	110-0030
Doors - Doors - Right Side	110-0035
Glass	110-0040
Rear Window Mechanism	110-0045
Roof	110-0050
Air Hatchway	110-0055
Heating Hatchway	110-0060
Heating Hatchway - WITH "AUTO-GUIDE"	110-0065
Tractor Cab - Cladding	110-0070
Tractor Cab - Cladding	110-0075
Tractor Cab - Cladding - Dressing Roof - Without Hatch	110-0080
Tractor Cab - Cladding - Dressing Roof - With Hatch	110-0085
Tractor Cab - Cladding - Dressing Roof - Without Hatch	110-0090
Tractor Cab - Cladding - Dressing Roof - With Hatch	110-0095
Tractor Cab - Cladding - Dressing Roof	110-0100
Instrument Panel Cladding	110-0105
Instrument Panel Cladding	110-0110
Tractor Cab - Cab Insulation	110-0115
Tractor Cab - Fenders	110-0120
Tractor Cab - Fenders	110-0125
Tractor Cab - Fenders - Fenders Extension	110-0130
Tractor Cab - Fenders - Without Fenders Extension	110-0135
Air Conditioner - Hose - Optiride Suspension and Optiride Plus Suspension	110-0140
Air Conditioner - Hose	110-0145
Air Conditioner - Hose	110-0150
Air Conditioner - Manual Air Conditioner	110-0155
Air Conditioner - Automatic Air Conditioner - Up To ...	110-0160
Air Conditioner - Automatic Air Conditioner - From ...	110-0165
Air Conditioner - Additional Heater	110-0170
Heater - High Cold - Standard Roof	110-0175
Cab Filter	110-0180
Heater Control - Manual Air Conditioner	110-0185
Heater Control - Automatic Air Conditioner	110-0190
Windscreen Wiper	110-0195
Canopy	110-0200
Radio Installation	110-0205
Electrical Plug & Cigar Lighter - SAE STANDARD	110-0210
Electrical Plug & Cigar Lighter - EEC STANDARD	110-0215
Internal Mirrors	110-0220
External Mirrors	110-0225
Electric Control Rear Reflecting Mirror	110-0230
Seat - AIR PRESSURE SEAT WITH AUTOMATIC ADJUSTMENT	110-0235
Seat	110-0240
Seat	110-0245
Seat - AIR PRESSURE SEAT WITH AUTOMATIC ADJUSTMENT WITH COMPRESSOR - LUXUY	110-0250
Seat	110-0255
Seat	110-0260
Seat	110-0265

Tractor Cab

Part	Part Number
Seat	110-0270
Seat	110-0275
Seat	110-0280
Secondary Seat	110-0285
Seat Belt	110-0290

1-WU27-023-B

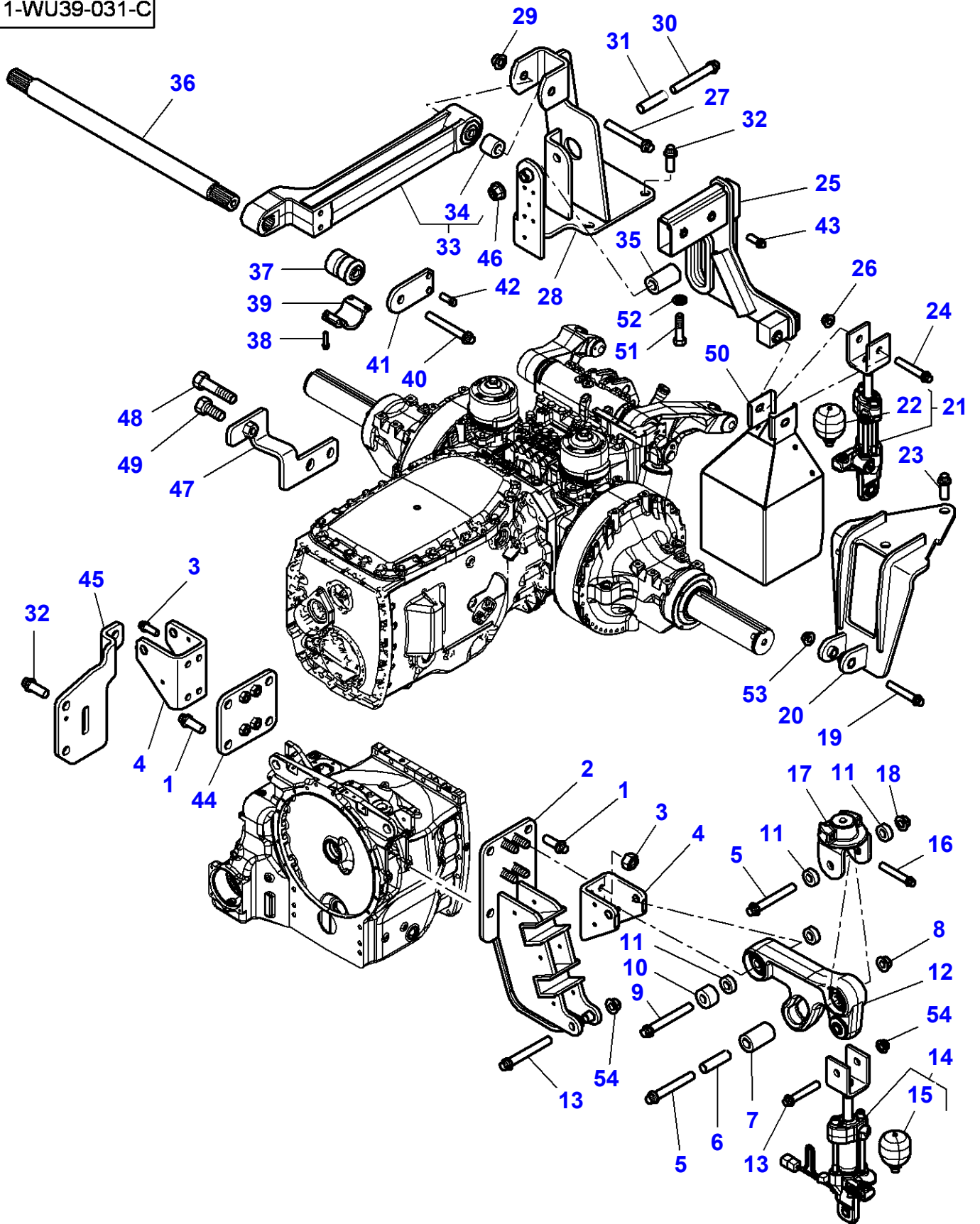


## Cab Mountings

Item	Part Number	Qty	Description	Comments
1	3014199X1	2	Screw	M16 X 145
	3014420X1	2	Screw	M16X135
2	4294900M2	4	Tube	Diameter 17-22 X 92
3	4293727M2	6	Stop	
4	4288760M1	4	Vibration Mount	
5	4295837M1	4	Spacer	Diameter 573.5-130 X 10
6	3014200X1	8	Screw	M16 X 80
7	4293720M6	1	Support	Left Hand
	4293721M5	1	Support	Right Hand
8	3014256X1	2	Screw	M16 X 20
9	4295292M2	2	Spacer	Diameter 22-38 X 46
10	4288760M1	4	Vibration Mount	
11	3014255X1	4	Screw	M12 X 60
				Up to Serial or Engine Number U173035
	3011899X1	4	Screw	M12 X 60
				From Serial or Engine Number U173036
				Up to Serial or Engine Number ...
	3014717X1	4	Screw	M12 X 55
				From Serial or Engine Number ...
12	4293760M2	2	Locator	
13	4296222M1	2	Spacer	Diameter 16-38 X 29
14	4295884M1	2	Plate Clamping	
15	4293722M3	1	Support	Left Hand
	4293723M3	1	Support	Right Hand
16	3014201X1	8	Screw	M16 X 40
17	3019575X1	8	Flat Washer	
18	4295812M1	2	Support	
19	3014255X1	8	Screw	M12 X 60
20	4295824M2	2	Support	
21	3014499X1	4	Screw	M12 X 65
22	4293724M3	2	Foot	

MF 8650 TRACTOR - 3906210  
1-WU39-031-C

1-WU39-031-C



## Cab Mountings - With Suspension - Optiride Suspension

Item	Part Number	Qty	Description	Comments
1	3011745X1	8	Screw	M16 X 40
2	4290534M6	1	Support	Left Hand
3	3019862X1	8	Nut	M12
4	4290901M2	1	Support	Left Hand
5	3014197X1	4	Screw	M16 X 110
6	4295702M1	2	Spacer	Diameter 17-20 X 69
7	4295703M1	2	Spacer	Diameter 20-38 X 63
8	3014207X1	2	Nut	M16
9	3014256X1	2	Screw	M16 X 20
10	4291273M1	2	Spacer	Diameter 22-40 X 25
11	4295711M1	8	Shim	Diameter 22-34 X 11.6
12	4295708M93	2	Lever	
13	3014204X1	4	Screw	
14	4299524M91	2	Air Suspension	[D,E]
15	4299526M1	1	Accumulator	(14)
16	3014255X1	4	Screw	M12 X 60
	3011899X1	4	Screw	Up to Serial or Engine Number U173035 M12 X 60
				From Serial or Engine Number U173036
				Up to Serial or Engine Number ...
	3014717X1	4	Screw	M12 X 55
				From Serial or Engine Number ...
17	4295712M93	1	Locator	Left Hand
	4295714M93	1	Locator	Right Hand
18	3014207X1	2	Nut	M16
19	3014204X1	2	Screw	M14 X 80
				Up to Serial or Engine Number U111034
	3014205X1	2	Screw	M14 X 90
				From Serial or Engine Number U111035
20	4290486M5	1	Support	Left Hand
	4290487M5	1	Support	Right Hand
21	4299525M91	2	Air Suspension	[C,F]
22	4299526M1	1	Accumulator	(21)
23	3011745X1	6	Screw	M16 X 40
24	3014205X1	2	Screw	M14 X 90
25	4296076M95	1	Support	Left Hand
	4296077M95	1	Support	Right Hand
26	3014208X1	2	Nut	M14
27	3014197X1	2	Screw	M16 X 110
28	4290482M6	1	Support	Left Hand
	4290483M6	1	Support	Right Hand
29	3014207X1	2	Nut	M16
30	3014197X1	2	Screw	M16 X 110
31	4295702M1	2	Spacer	Diameter 17-20 X 69
32	3011745X1	10	Screw	M16 X 40
33	4296075M92	2	Arm	
34	4295033M2	1	Rubber Bush	(33)
35	4295703M1	2	Spacer	Diameter 20-38 X 63
36	4290489M1	1	Bar	
37	4295033M2	2	Rubber Bush	
38	3009288X1	8	Hex Socket Screw	M8 X 50
39	4290492M1	2	Shell	
40	3014197X1	2	Screw	M16 X 110
41	4294687M1	2	Stop	
42	3014196X1	4	Screw	M12 X 25
43	3014499X1	4	Screw	M12 X 65
44	4290891M3	1	Support	Right Hand
45	4290535M4	1	Support	Right Hand
46	3014207X1	2	Nut	M16
				Up to Serial or Engine Number U054029
	1442739X1	2	Locknut	M16
				From Serial or Engine Number U054030
47	4295298M1	1	Support	[A,B]
48	339124X1	1	Hex Cap Screw	[A,B]
				M8 X 16
49	3009492X1	1	Hex Cap Screw	[A,B]
				M10 X 25
50	4297759M2	1	Cowl	Left Hand
	4297760M2	1	Cowl	Right Hand
51	3014194X1	2	Screw	M12 X 50
				Up to Serial or Engine Number U021087



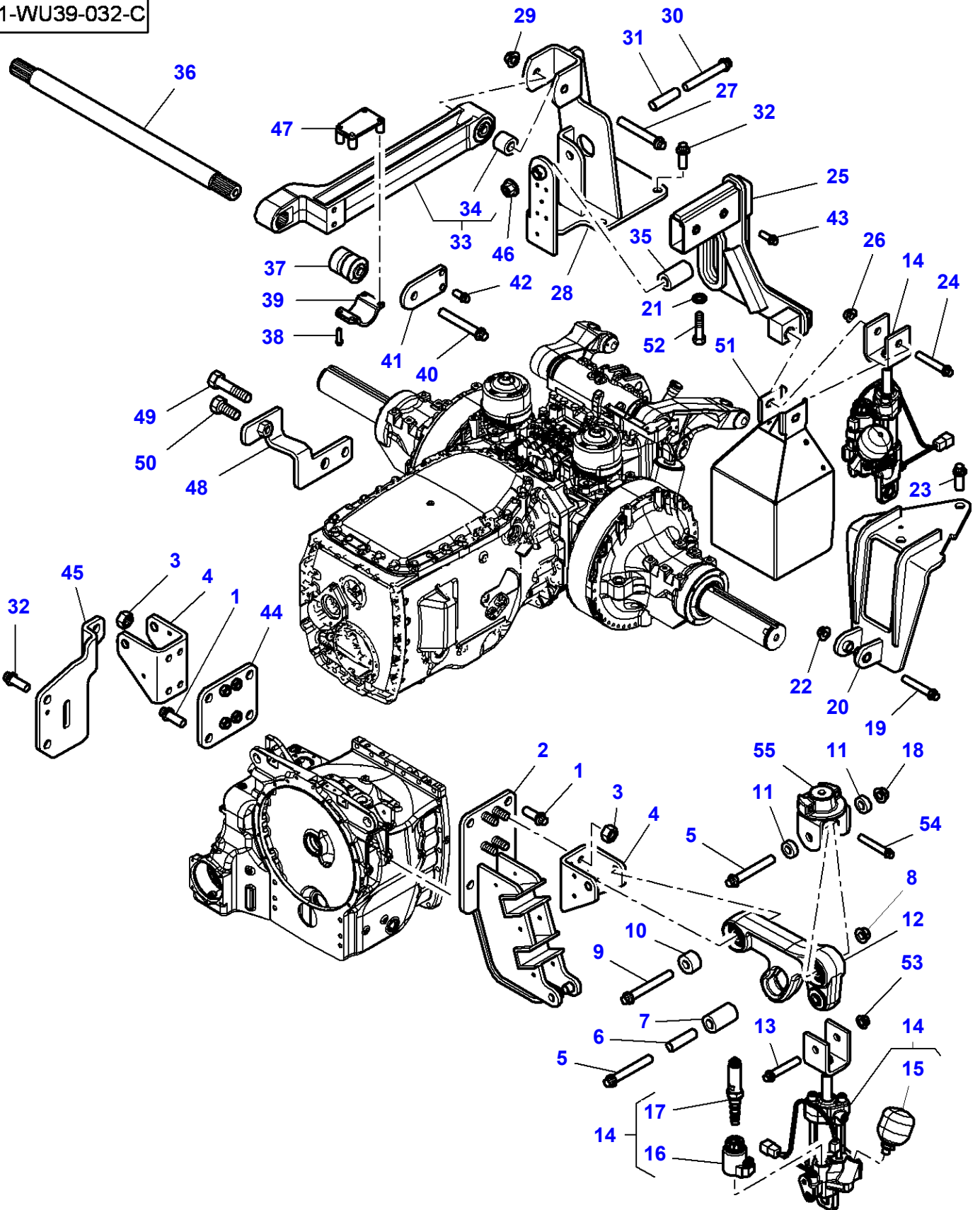
**Massey Ferguson****MF 8650 TRACTOR - 3906210****3906210****Cab Mountings - With Suspension - Optiride Suspension****Page 110-0010**

<b>Item</b>	<b>Part Number</b>	<b>Qty</b>	<b>Description</b>	<b>Comments</b>
51	391112X1	2	Hex Cap Screw	M12 X 50 From Serial or Engine Number U021088
52	385363X1	2	Washer	Diameter 12 - 24 X 4
53	3014208X1	2	Nut	M14
54	3014208X1	4	Nut	M14

**FOOTNOTE [A]** WITHOUT PNEUMATIC BRAKE**FOOTNOTE [B]** WITH AUTOMATIC HITCH**FOOTNOTE [C]** FRONT RIGHT**FOOTNOTE [D]** FRONT LEFT**FOOTNOTE [E]** RIGHT, REAR**FOOTNOTE [F]** LEFT, REAR

MF 8650 TRACTOR - 3906210  
1-WU39-032-C

1-WU39-032-C



## Cab Mountings - With Suspension - Optiride Plus Suspension

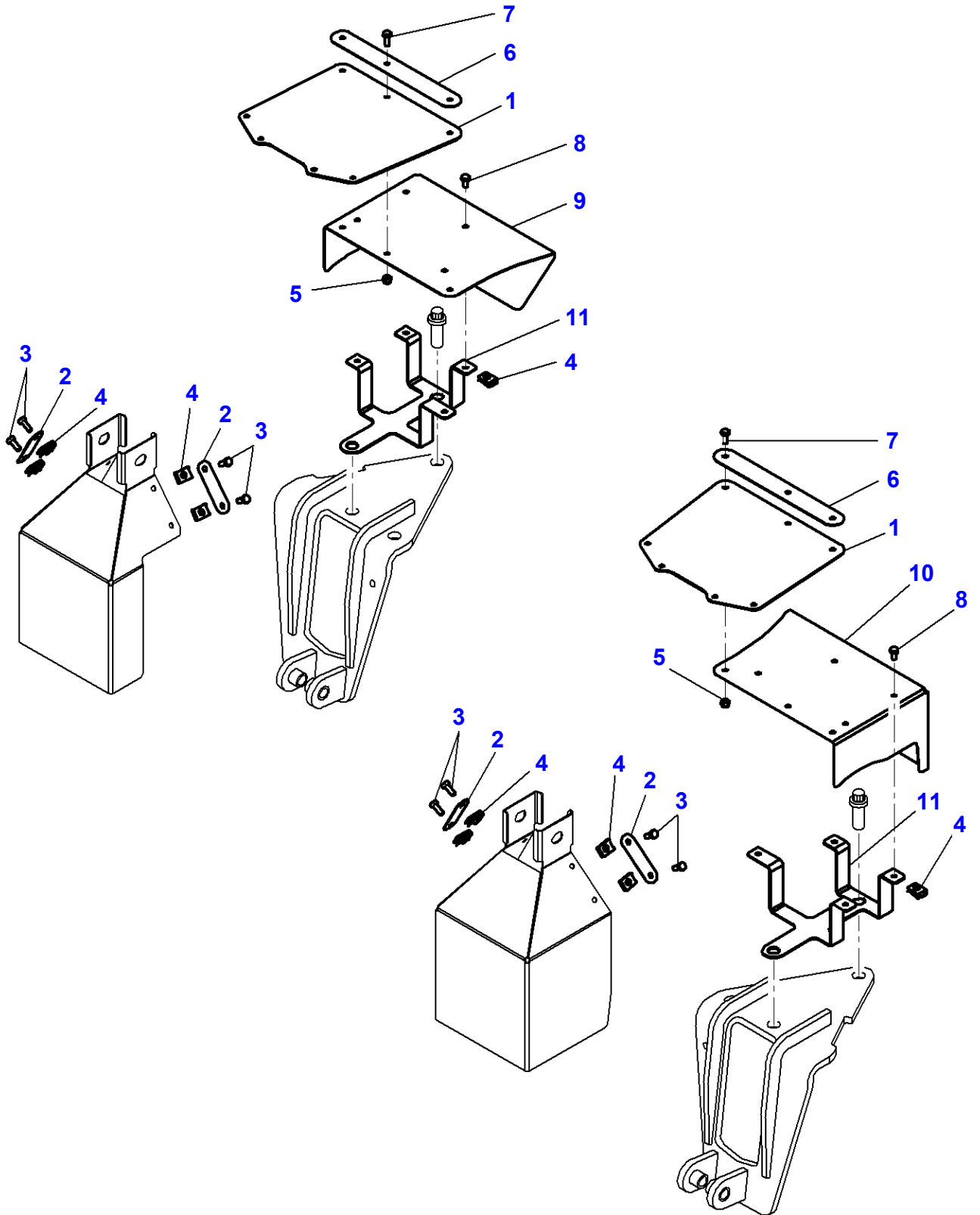
Item	Part Number	Qty	Description	Comments
1	3011745X1	8	Screw	M16 X 40
2	4290534M6	1	Support	Left Hand
3	3019862X1	8	Nut	M12
4	4290901M2	1	Support	Left Hand
5	3014197X1	4	Screw	M16 X 110
6	4295702M1	2	Spacer	Diameter 17-20 X 69
7	4295703M1	2	Spacer	Diameter 20-38 X 63
8	3014207X1	2	Nut	M14
9	3014256X1	2	Screw	M16 X 20
10	4291273M1	2	Spacer	Diameter 22-40 X 25
11	4295711M1	4	Shim	Diameter 22-34 X 11.6
12	4295708M93	2	Lever	
13	3014204X1	4	Screw	
14	4298592M92	4	Air Suspension	
15	4298595M1	1	Accumulator	(14)
16	4347083M2	1	Coil	(14)
17	4298594M1	1	Spool	(14)
18	3014207X1	2	Nut	M16
19	3014204X1	2	Screw	M14 X 80
				Up to Serial or Engine Number U111034
	3014205X1	2	Screw	M14 X 90
				From Serial or Engine Number U111035
20	4290486M5	1	Support	Left Hand
	4290487M5	1	Support	Right Hand
21	385363X1	2	Washer	Diameter 12 - 24 X 4
22	3014208X1	2	Nut	M14
23	3011745X1	6	Screw	M16 X 40
24	3014205X1	2	Screw	M14 X 90
25	4296076M95	1	Support	Left Hand
	4296077M95	1	Support	Right Hand
26	3014208X1	2	Nut	M14
27	3014197X1	2	Screw	M16 X 110
28	4290482M6	1	Support	Left Hand
	4290483M6	1	Support	Right Hand
29	3014207X1	2	Nut	M16
30	3014197X1	2	Screw	M16 X 110
31	4295702M1	2	Spacer	Diameter 17-20 X 69
32	3011745X1	10	Screw	M16 X 40
33	4296075M92	2	Arm	
34	4295033M2	1	Rubber Bush	(33)
35	4295703M1	2	Spacer	Diameter 20-38 X 63
36	4290489M1	1	Bar	
37	4295033M2	2	Rubber Bush	
38	3009288X1	8	Hex Socket Screw	M8 X 50
39	4290492M1	2	Shell	
40	3014197X1	2	Screw	M16 X 110
41	4294687M1	2	Stop	
42	3014196X1	4	Screw	M12 X 25
43	3014499X1	4	Screw	M12 X 65
44	4290891M3	1	Support	Right Hand
45	4290535M4	1	Support	Right Hand
46	3014207X1	2	Nut	M16
				Up to Serial or Engine Number U054030
	1442739X1	2	Locknut	M16
				From Serial or Engine Number U054030
47	4296854M1	2	Bridle	
48	4295298M1	1	Support	[A,B]
49	339124X1	1	Hex Cap Screw	[A,B]
				M8 X 16
50	3009492X1	1	Hex Cap Screw	[A,B]
				M10 X 25
51	4297759M2	1	Cowl	Left Hand
	4297760M2	1	Cowl	Right Hand
52	3014194X1	2	Screw	M12 X 50
				Up to Serial or Engine Number U021087
	391112X1	2	Hex Cap Screw	M12 X 50
				From Serial or Engine Number U021088
53	3014208X1	4	Nut	M14
54	3014255X1	4	Screw	M12 X 60
				Up to Serial or Engine Number U173035

**Massey Ferguson****MF 8650 TRACTOR - 3906210****3906210****Cab Mountings - With Suspension - Optiride Plus Suspension****Page 110-0015**

<b>Item</b>	<b>Part Number</b>	<b>Qty</b>	<b>Description</b>	<b>Comments</b>
54	3011899X1	4	Screw	M12 X 60 From Serial or Engine Number U173036 Up to Serial or Engine Number ...
54	3014717X1	4	Screw	M12 X 55 From Serial or Engine Number ...
55	4295712M93	1	Locator	Left Hand
55	4295714M93	1	Locator	Right Hand

**FOOTNOTE [A] WITHOUT PNEUMATIC BRAKE****FOOTNOTE [B] WITH AUTOMATIC HITCH**

1-WU39-039-A

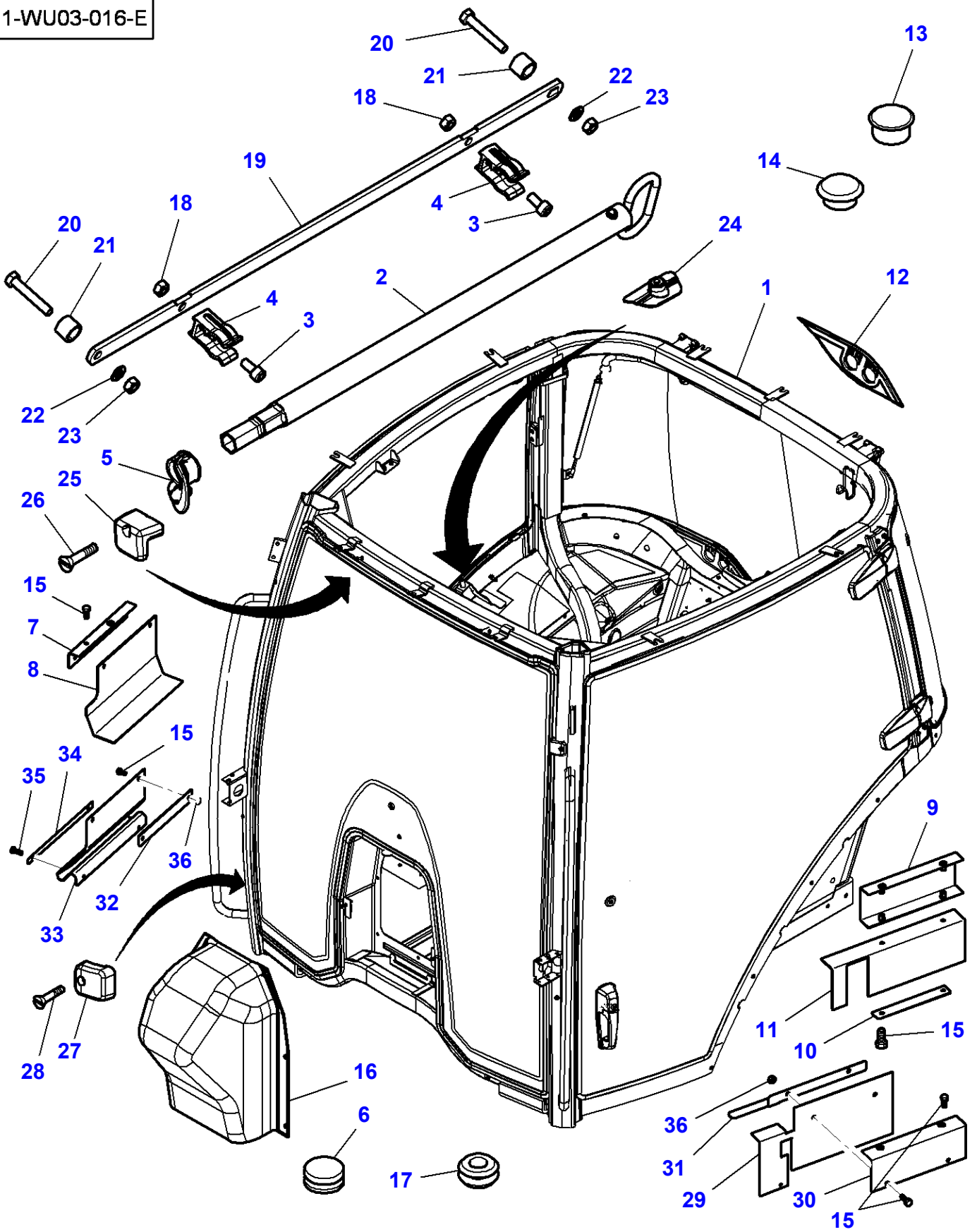


**Massey Ferguson****MF 8650 TRACTOR - 3906210****3906210****Cab Mountings - With Suspension - Optiride Suspension and Optiride Plus Suspension****Page 110-0020**

<b>Item</b>	<b>Part Number</b>	<b>Qty</b>	<b>Description</b>	<b>Comments</b>
1	4297767M1	2	Extension	
2	4297768M1	4	Plate	
3	339560X1	8	Hex Cap Screw	M6 X 16
4	3010070X1	16	Spring Nut	M6
5	1441500X1	6	Top Locknut	M6
6	4297769M1	2	Plate	
7	339560X1	6	Hex Cap Screw	M6 X 16
8	391074X1	8	Hex Cap Screw	M6 X 12
9	4297765M1	1	Cowl	Right Hand
10	4297766M1	1	Cowl	Left Hand
11	4297763M1	1	Support	Right Hand
	4297764M1	1	Support	Left Hand

MF 8650 TRACTOR - 3906210  
1-WU03-016-E

1-WU03-016-E



Tractor Cab

Item	Part Number	Qty	Description	Comments
1	4285451M94	1	Cab	
2	G701.100.090.800	1	Tool	
3	3009285X1	2	Hex Socket Screw	M8 X 16 Up to Serial or Engine Number 06-JUL-2009
	391990X1	2	Hex Socket Screw	M8 X 25 From Serial or Engine Number 07-JUL-2009
4	4276502M1	2	Clip	
5	3617859M1	1	Helmet	
6	3041932M1	1	Plug	[A] Diameter 13 MM
	793115M1	1	Plug	[B] Diameter 12 MM
	1671701M1	1	Plug	[B] Diameter 25.4 MM
7	4299369M2	1	Support	
8	4299370M1	1	Rubber	Up to Serial or Engine Number U131042
9	4299366M1	1	Support	Up to Serial or Engine Number U131042
10	4299368M1	1	Shield	Up to Serial or Engine Number U131042
11	4299276M1	1	Rubber	Up to Serial or Engine Number U131042
12	4289203M2	1	Gasket	
13	4347729M1	1	Plug	Replace and repair. Old not interchangeable with new 3713587M1
14	3011479X1	23	Insert	
15	339337X1	8	Hex Cap Screw	
16	4295456M3	1	Protection.	
17	3782487M1	1	Plug	[C] Diameter 29 MM
18	339169X1	2	Nut	Up to Serial or Engine Number 06-JUL-2009
19	4298062M1	1	Support	Up to Serial or Engine Number 06-JUL-2009
	4298062M2	1	Support	From Serial or Engine Number 05-MAY-2009
				Up to Serial or Engine Number 06-JUL-2009
20	339168X1	2	Hex Cap Screw	M8 X 50 Up to Serial or Engine Number 06-JUL-2009
21	4298063M1	2	Spacer	Up to Serial or Engine Number 06-JUL-2009
22	390972X1	2	Flat Washer	Up to Serial or Engine Number 06-JUL-2009
23	339169X1	2	Nut	Up to Serial or Engine Number 06-JUL-2009
24	4298814M2	1	Rubber Part	Right Hand
	4298813M2	1	Rubber Part	Left Hand
25	4296495M1	4	Fixing	
26	3009432X1	4	Screw	M6 X 25
27	4296490M1	6	Fixing	
28		6	Screw	M6 X 45
29	4299276M2	1	Rubber	From Serial or Engine Number U131043
30	4299366M2	1	Support	From Serial or Engine Number U131043
31	4299368M2	1	Shield	From Serial or Engine Number U131043
32	4297699M1	1	Shield	From Serial or Engine Number U131043
33	4299370M2	1	Rubber	From Serial or Engine Number U131043
34	4348028M1	1	Shield	From Serial or Engine Number U131043
35	1441268X1	2	Bolt	M6 X 30
36	394367X1	4	Locknut	M8

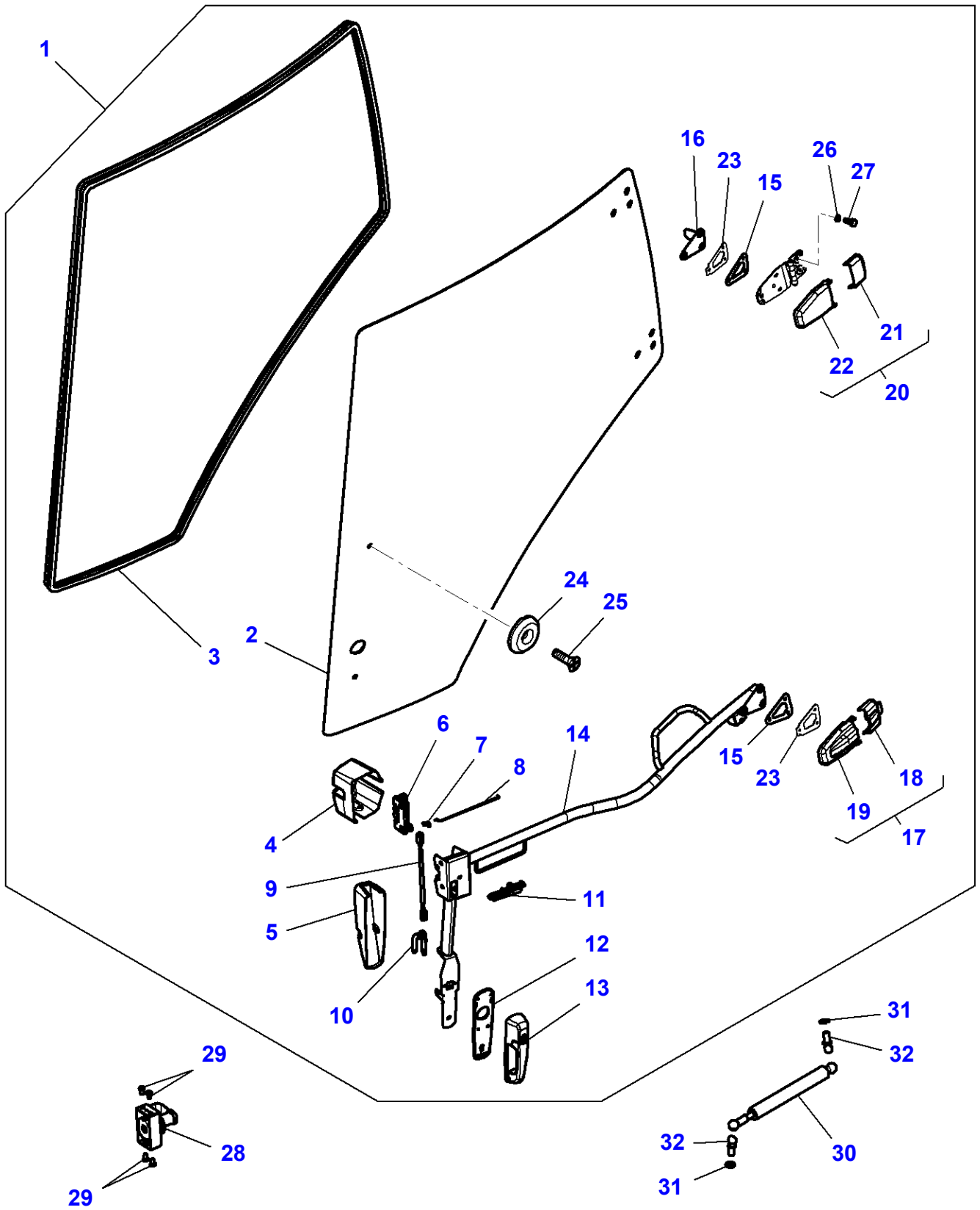
FOOTNOTE [A] WITHOUT AUTOMATIC HITCH

FOOTNOTE [B] WITHOUT HEATER ENGINE BLOCK

FOOTNOTE [C] WITHOUT FRONT LOADER



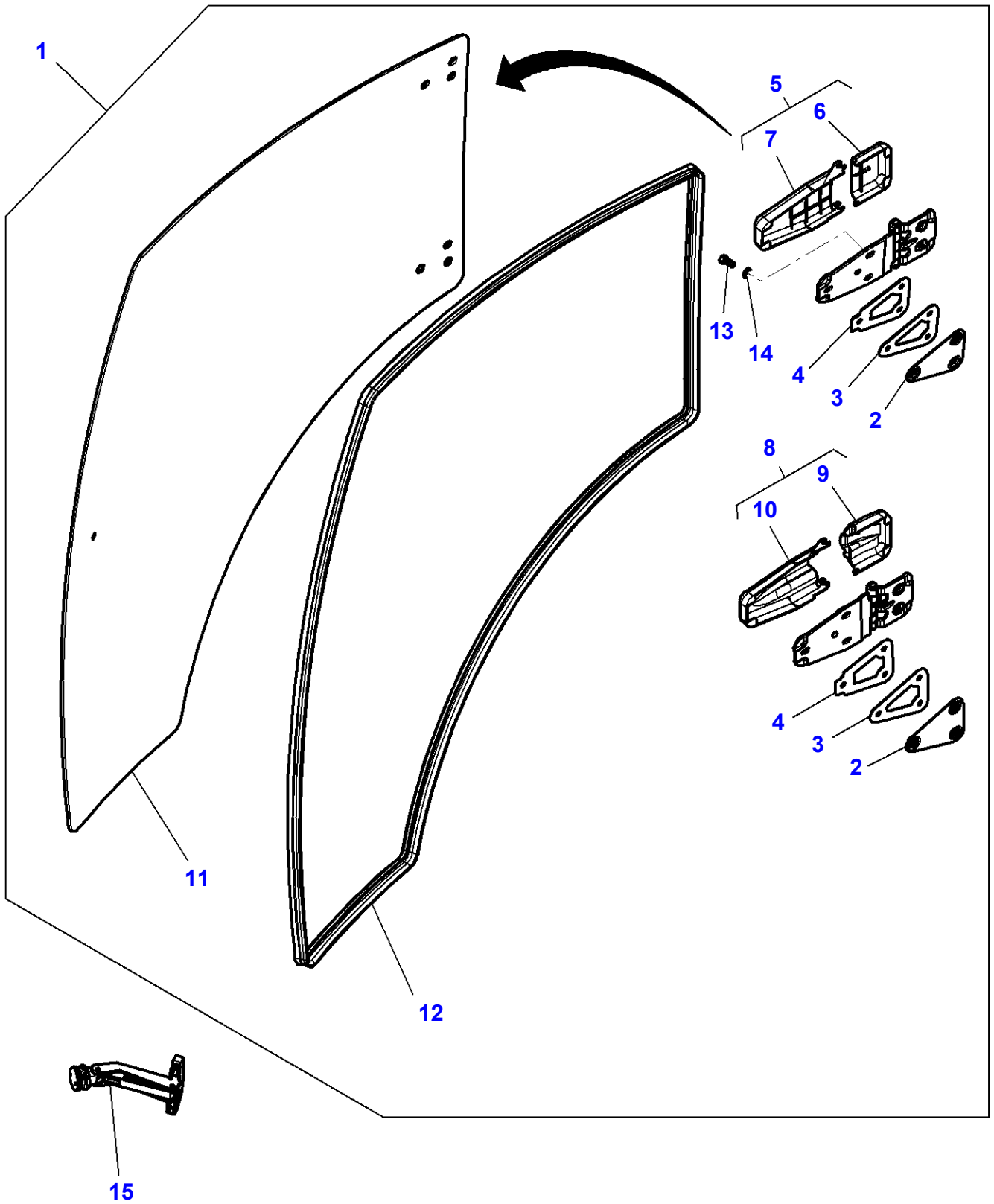
1-WU05-006-C



## Doors - Doors - Left Side

Item	Part Number	Qty	Description	Comments
1	4284113M93	1	Gate	Left Hand
2	4285422M2	1	Glass Pane	(1)
3	4285429M1	1	Seal	(1)
4	4295865M2	1	Muff	(1)
5	4295866M2	1	Muff	(1)
6	4295923M1	1	Latch	(1)
7	4297407M1	1	Tie	(1)
8	4297408M1	1	Rod	(1)
9	4297410M91	1	Rod	(1)
10	4295924M1	1	Spring Assy	(1)
11	4295921M1	1	Grip	(1)
12	4295604M1	1	Gasket	(1)
13	4295603M1	1	Grip	(1)
14	4297404M2	1	Guideway	(1)
15	4297411M1	2	Gasket	(1)
16	4296513M1	1	Square	(1)
17	4297827M92	1	Hinge	(1)
18	4296494M1	1	Muff	(17)
19	4296493M1	1	Muff	(17)
20	4297828M92	1	Hinge	(1)
21	4296511M1	1	Muff	(20)
22	4296492M1	1	Hinge	(20)
23	4297413M1	2	Joint.	(1)
24	4297953M1	1	Washer	(1)
25	3009431X1	1	Screw	(1)
				M6 X 20
26	391025X1	10	Tooth Washer	(1)
				M8
27	339761X1	10	Hex Cap Screw	(1)
				M8 X 25
28	4296381M91	1	Latch	
29	3010762X1	4	Screw	
30	4285416M1	1	Ram	
31	391025X1	2	Tooth Washer	
32	4297403M1	2	Toggle	

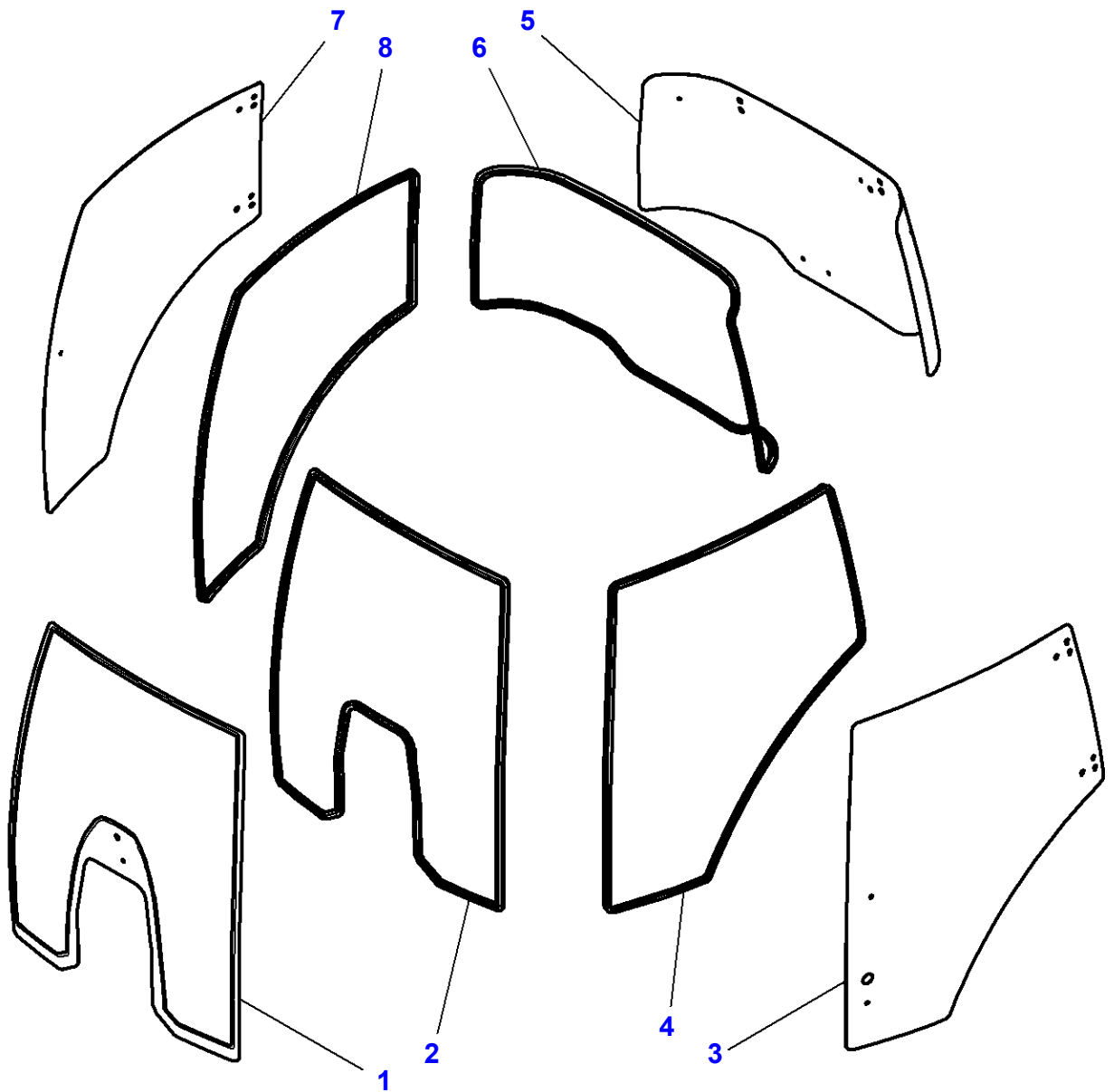
1-WU05-007-B



**Massey Ferguson****MF 8650 TRACTOR - 3906210****3906210****Doors - Doors - Right Side****Page 110-0035**

<b>Item</b>	<b>Part Number</b>	<b>Qty</b>	<b>Description</b>	<b>Comments</b>
1	4293837M93	1	Gate	
2	4293932M1	2	Hinge	(1)
3	4297411M1	2	Gasket	(1)
4	4297413M1	2	Joint.	(1)
5	4297826M92	1	Hinge	(1)
6	4296511M1	1	Muff	(5)
7	4296493M1	1	Muff	(5)
8	4297825M92	1	Hinge	(1)
9	4296494M1	1	Muff	(8)
10	4296492M1	1	Hinge	(8)
11	4285453M1	1	Window	(1)
12	4285429M1	1	Seal	(1)
13	339761X1	10	Hex Cap Screw	(1) M8 X 25
14	391025X1	10	Tooth Washer	(1) M8
15	4348438M91	1	Latch	

1-WU06-006-A

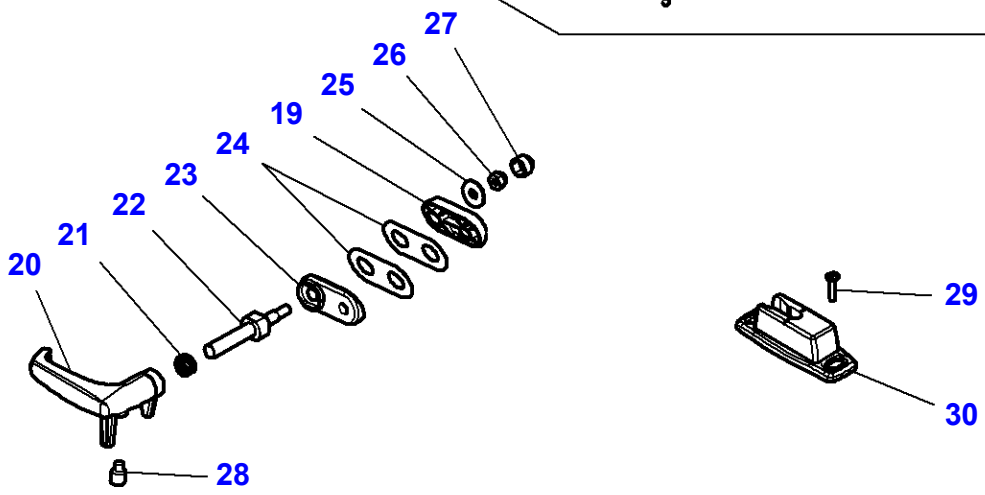
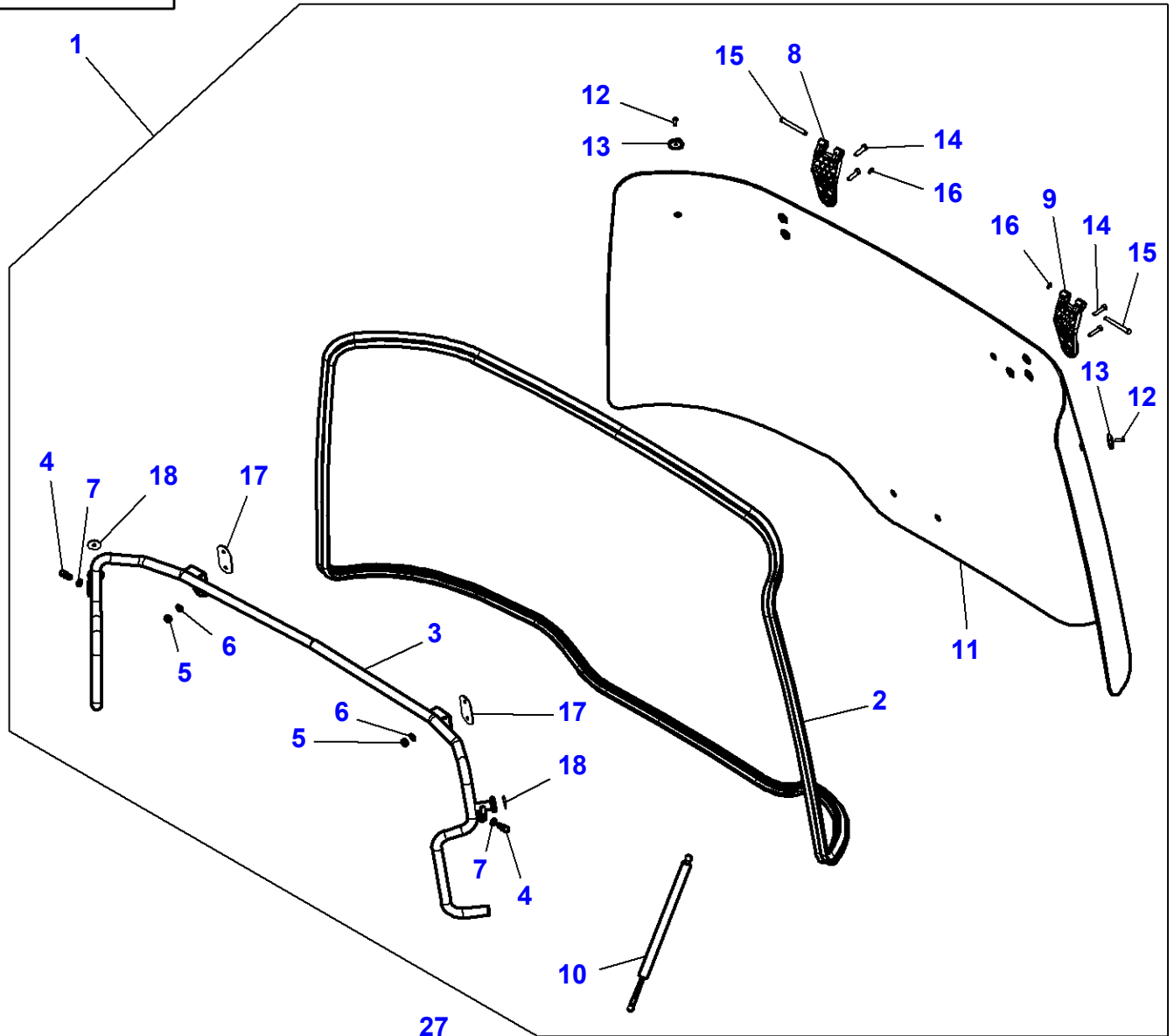


**Massey Ferguson****MF 8650 TRACTOR - 3906210****3906210****Glass****Page 110-0040**

<b>Item</b>	<b>Part Number</b>	<b>Qty</b>	<b>Description</b>
1	4297755M93	1	Windscreen
2	4297401M2	1	Seal
3	4285422M2	1	Glass Pane
4	4285429M1	1	Seal
5	4285437M3	1	Window
6	4285438M2	1	Seal
7	4285453M1	1	Window
8	4285429M1	1	Seal

MF 8650 TRACTOR - 3906210  
1-WU84-003-C

1-WU84-003-C

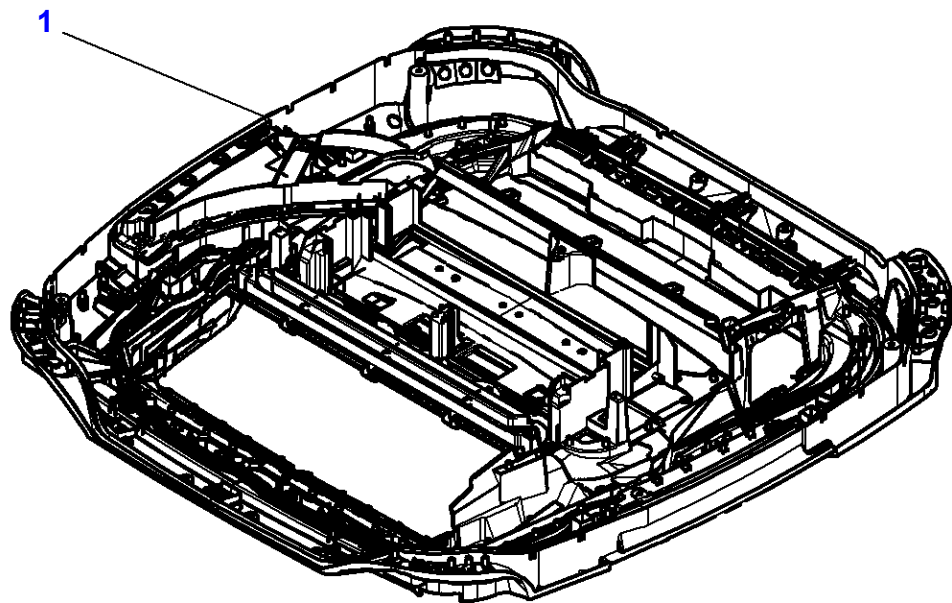


## Rear Window Mechanism

Item	Part Number	Qty	Description	Comments
1	4284115M95	1	Hatchback	
2	4285438M2	1	Seal	(1)
3	4285445M3	1	Guideway	(1)
4	4297403M1	2	Toggle	(1)
5	339169X1	4	Nut	(1) M8
6	390972X1	4	Flat Washer	(1)
7	391025X1	2	Tooth Washer	(1)
8	4297951M1	1	Hinge	(1) Right Hand
9	4297950M1	1	Hinge	(1) Left Hand
10	4285439M1	2	Ram	(1)
11	4285437M3	1	Window	(1)
12	3009431X1	2	Screw	(1)
13	4297953M1	2	Washer	(1)
14		4	Screw	(1)
15	4292340M1	2	Clevis Pin	(1)
16	1440988X1	2	Snapring	(1)
17	4292338M1	2	Joint.	(1)
18	4297954M1	2	Washer	(1)
19	4295321M2	2	Plate	
20	816.810.050.080	1	Grip	
21	291.500.210.720	1	Comp.Spring	
22	816.810.050.500	1	Pin	
23	4299479M2	1	Plate	
24	4295975M1	2	Gasket	
25	390832X1	1	Washer	
26	1440329X1	1	Locknut	
27	3619609M1	1	Helmet	
28	X413.420.801.000	1	Grub Screw	
29	3011842X1	2	Screw	
30	4298816M1	1	Latch	



1-WU02-005-A



**Massey Ferguson**

**MF 8650 TRACTOR - 3906210**

**3906210**

**Roof**

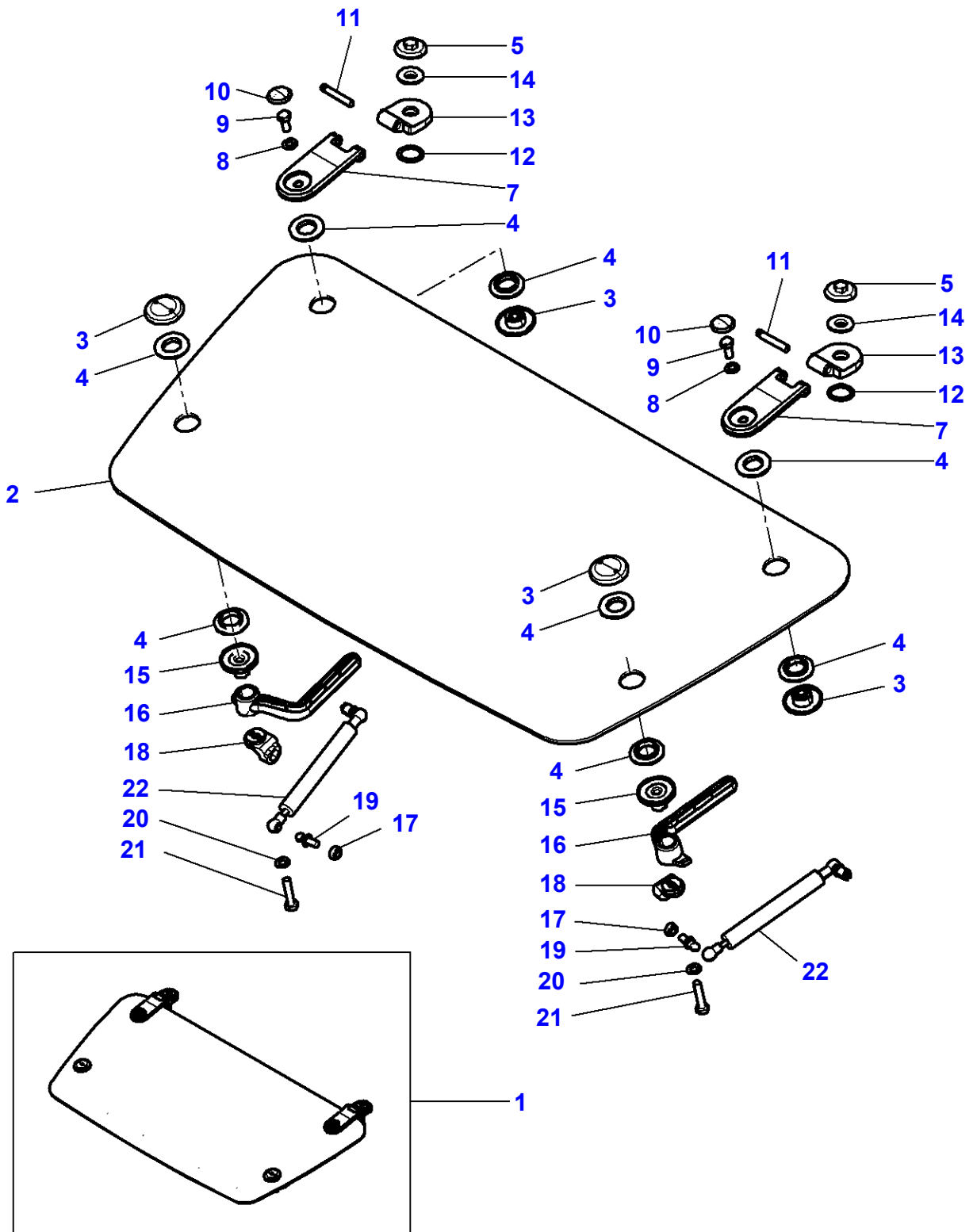
**Page 110-0050**

<b>Item</b>	<b>Part Number</b>	<b>Qty</b>	<b>Description</b>	<b>Comments</b>
1	4289521M92	1	Roof	
	4292664M92	1	Frame	[A]

**FOOTNOTE [A] WITH ROOF HATCH**

MF 8650 TRACTOR - 3906210  
1-WU43-002-A

1-WU43-002-A



**Massey Ferguson**  
**MF 8650 TRACTOR - 3906210**

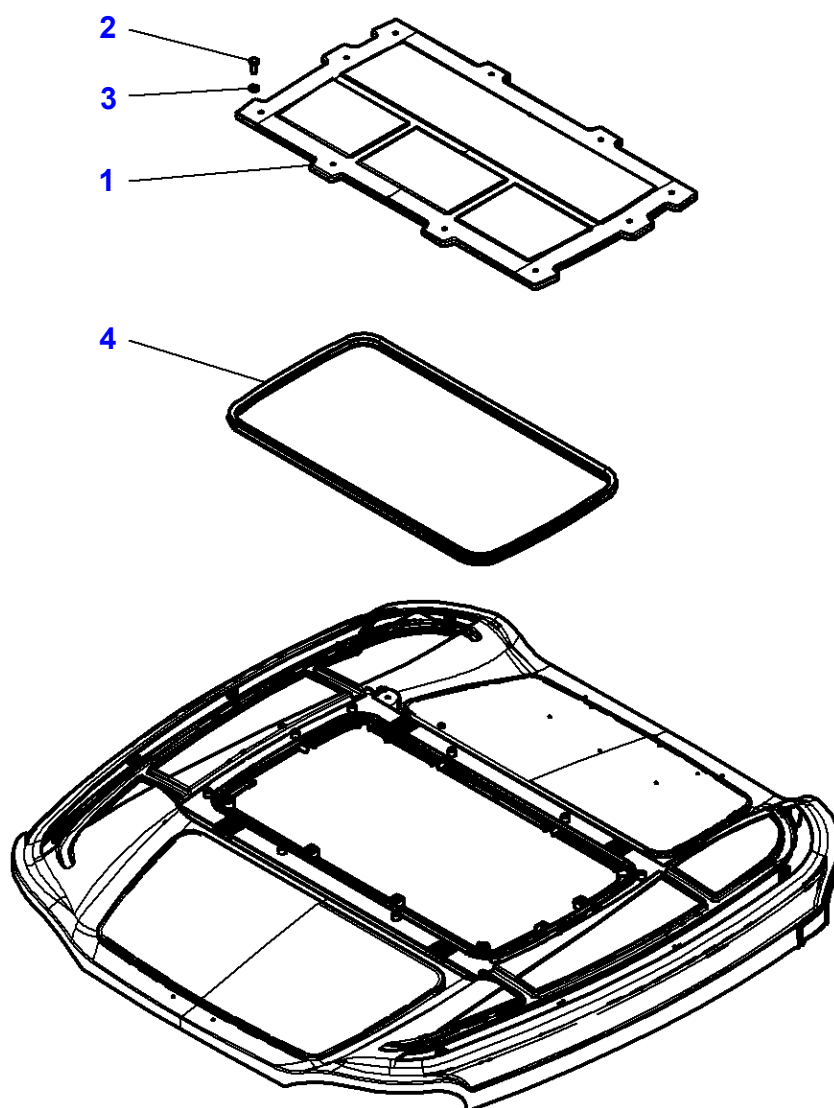
**3906210**

**Page 110-0055**

**Air Hatchway**

<b>Item</b>	<b>Part Number</b>	<b>Qty</b>	<b>Description</b>	<b>Comments</b>
1	4288638M91	1	Trap	
2	4284944M1	1	Window	(1)
3	4292704M91	4	Cap	(1)
4	4292627M1	8	O Ring	(1)
5	4292707M91	2	Cap	(1)
7	4292702M91	2	Hinge	(1)
8	390972X1	2	Flat Washer	(1) M8
9	339123X1	2	Hex Cap Screw	(1) M8 X 20
10	4292705M1	2	Cup	(1)
11	4285073M1	2	Clevis Pin	(1)
12	4292706M1	2	Gasket	(1)
13	4285054M91	2	Hinge	(1)
14	4292709M1	2	Seal	(1)
15	4289380M91	2	Support	(1)
16	4289378M91	1	Grip	(1) Left Hand
	4289379M91	1	Grip	(1) Right Hand
17	339169X1	2	Nut	(1) M8
18	4292634M91	1	Support	(1)
19	4289381M1	2	Pivot	(1)
20	390972X1	2	Flat Washer	(1) M8
21	339010X1	2	Hex Cap Screw	(1) M8 X 18
22	4284942M1	2	Ram	(1)

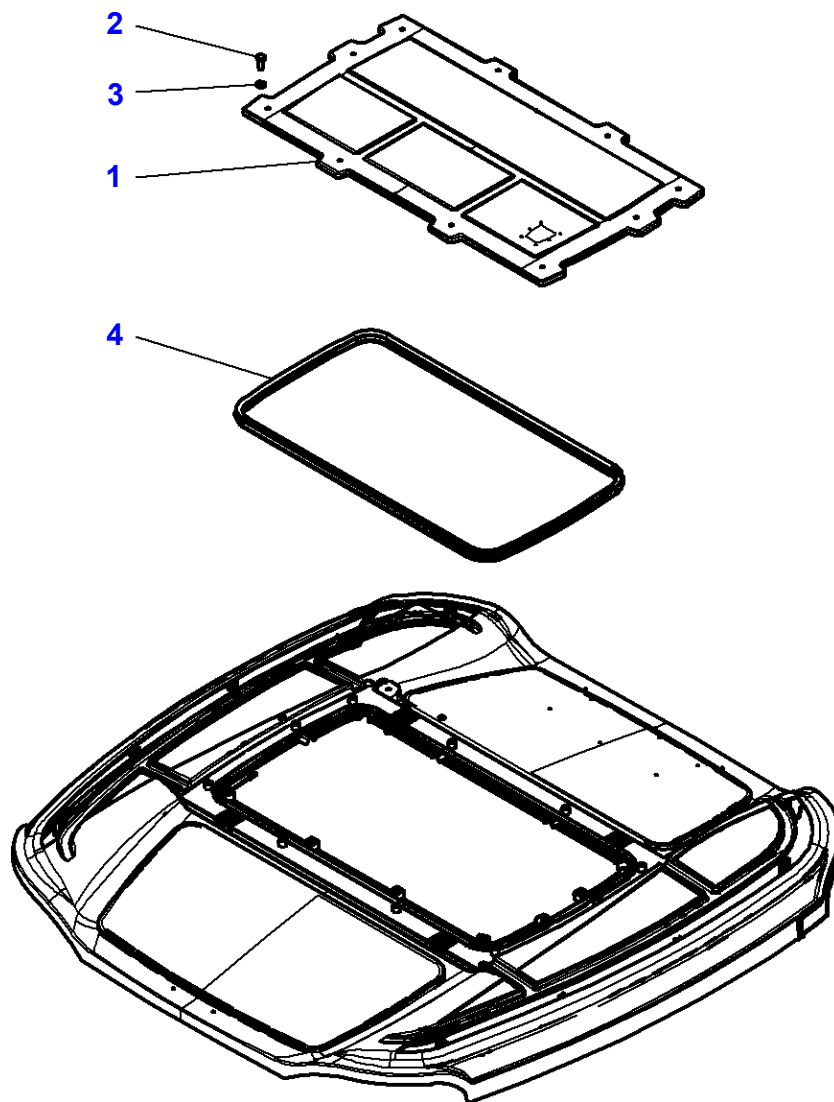
1-WU42-005-A



**Massey Ferguson****MF 8650 TRACTOR - 3906210****3906210****Heating Hatchway****Page 110-0060**

<b>Item</b>	<b>Part Number</b>	<b>Qty</b>	<b>Description</b>	<b>Comments</b>
1	4289373M91	1	Trap	
2	3009220X1	10	Carriage Bolt	M8 X 16
3	391039X1	10	Flat Washer	Diameter 8-24 X 2
4	4284928M91	1	Seal	

1-WU42-006-A

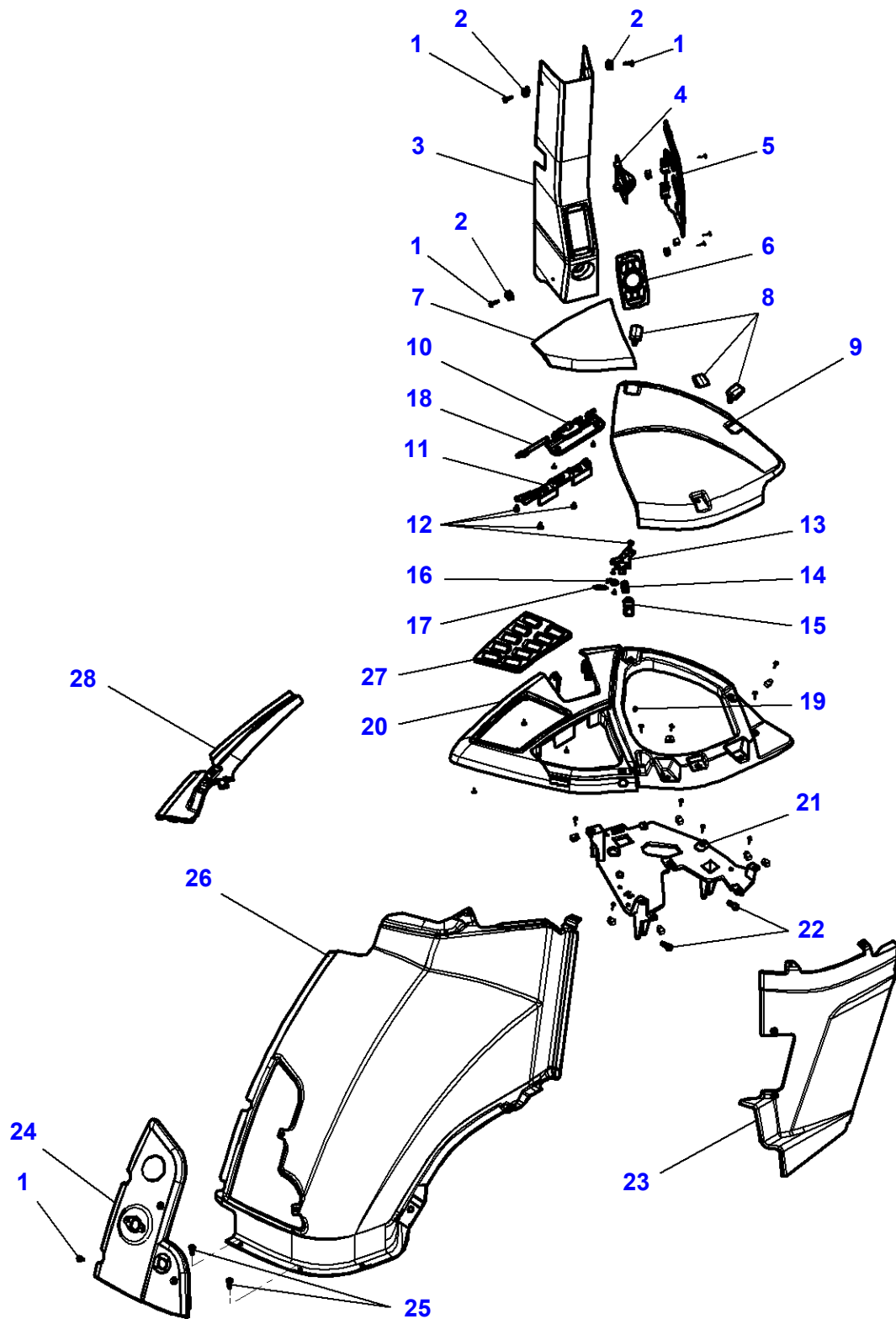


**Massey Ferguson****MF 8650 TRACTOR - 3906210****3906210****Heating Hatchway - WITH "AUTO-GUIDE"****Page 110-0065**

<b>Item</b>	<b>Part Number</b>	<b>Qty</b>	<b>Description</b>
1		1	Roof Hatch
2	339123X1	10	Hex Cap Screw
3	390972X1	10	Flat Washer
4	4284928M91	1	Seal



1-WU19-043-A

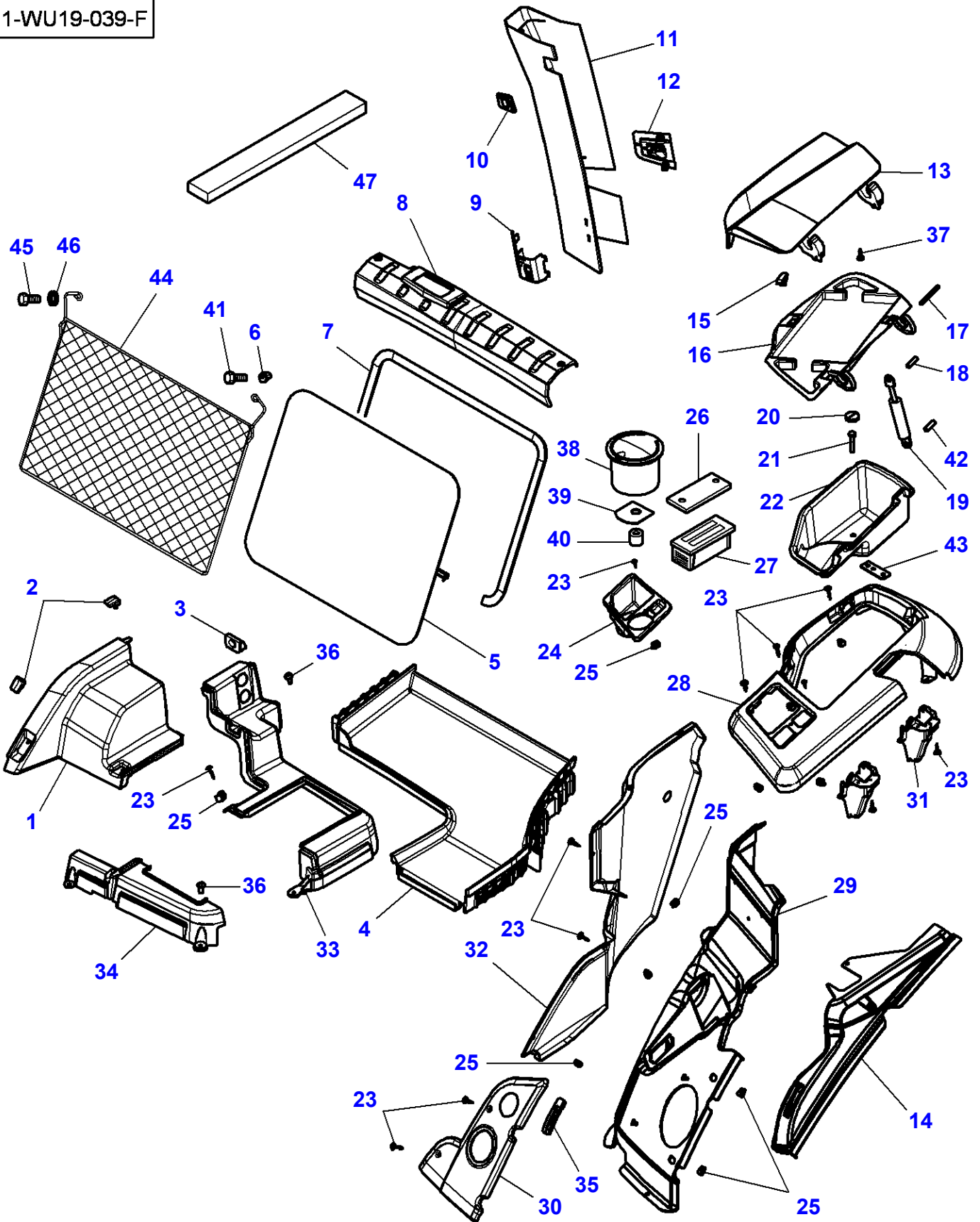


**Massey Ferguson****MF 8650 TRACTOR - 3906210****3906210****Page 110-0070****Tractor Cab - Cladding**

<b>Item</b>	<b>Part Number</b>	<b>Qty</b>	<b>Description</b>	<b>Comments</b>
1	4289783M1	20	Screw	4 X 20
2	4289782M1	20	Nut	
3	4294859M93	1	Envelope	
4	4294879M1	1	Envelope	
5	4294878M3	1	Plate	
6	4291752M91	1	Envelope	
7	4294867M92	1	Cover	
8	4294521M1	3	Hasp	
9	4294849M91	1	Cover	
10	4296264M1	1	Damper	
11	4294865M2	1	Support	
12	4294802M1	11	Screw	4 X 14
13	4295833M2	1	Support	
14	4295797M1	1	Spring	
15	4295832M1	1	Button	
16	4295858M1	1	Tie	
17	4295798M2	1	Spring	
18	4294866M1	1	Pivot	
19	4296259M1	1	Pad	
20	4294843M91	1	Envelope	
21	4296107M1	1	Support	
22	391989X1	2	Hex Socket Screw	M8 X 20
23	4294856M91	1	Cover	
24	4294872M92	1	Envelope	
25	3012250X1	2	Screw	M6 X 20
26	4298191M92	1	Envelope	
27	4294876M91	1	Plate	
28	4298193M91	1	Envelope	

MF 8650 TRACTOR - 3906210  
1-WU19-039-F

1-WU19-039-F

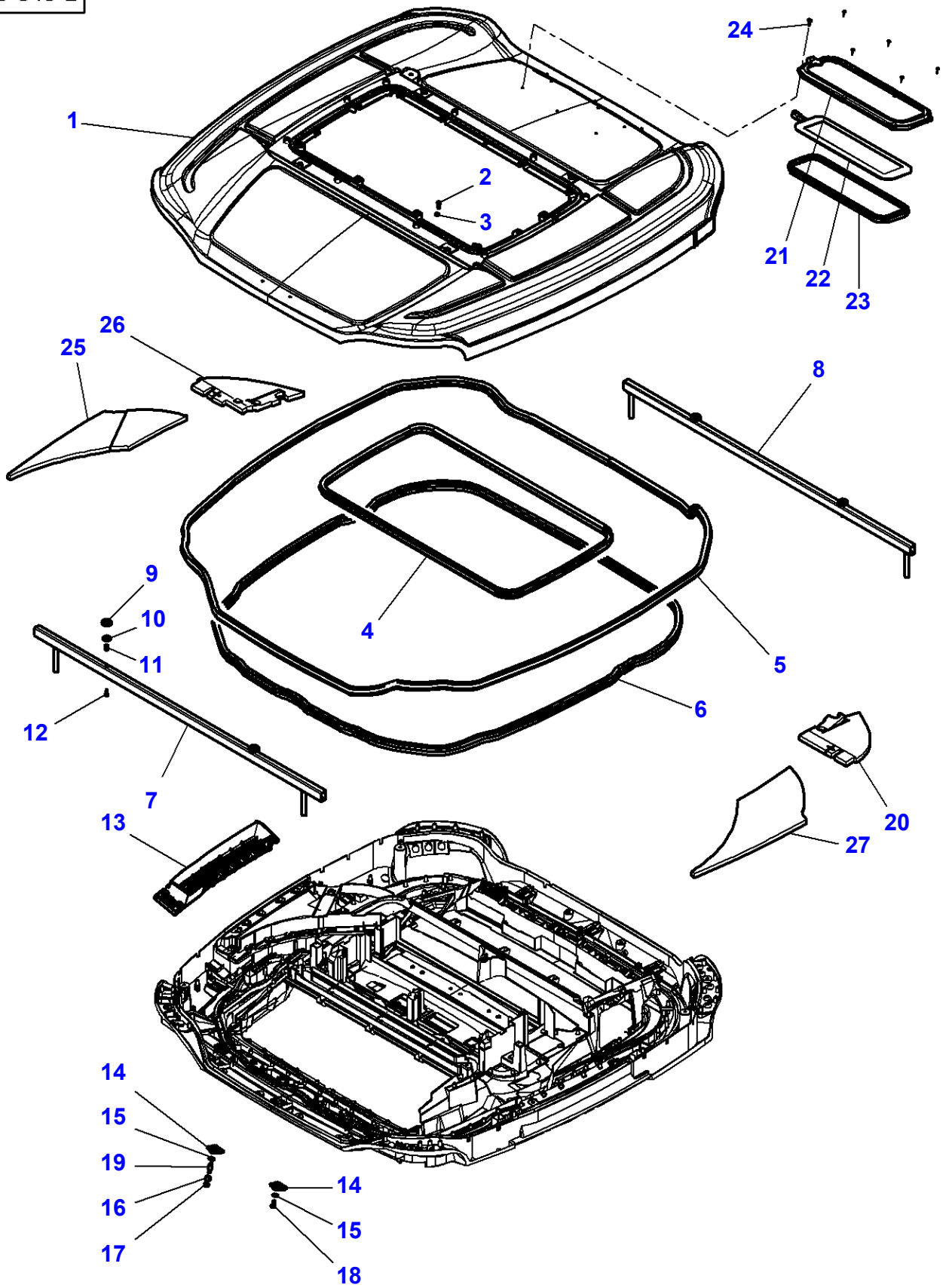


## Tractor Cab - Cladding

Item	Part Number	Qty	Description	Comments
1	4294663M91	1	Envelope	
2	4294521M1	2	Hasp	
3	4294662M2	1	Grommet	
4	4294277M93	1	Mat	
5	4286683M1	1	Rear Window	
6	4286709M1	4	Dowel	
7	4286684M2	1	Seal	
8	4294667M92	1	Envelope	
9	4294680M2	1	Cladding	
10	4296091M2	1	Support	
11	4294678M93	1	Envelope	
12	4294679M1	1	Envelope	
13	4296696M91	1	Cover	
14	4298197M91	1	Envelope	
15	4294523M2	1	Hasp	
16	4294684M92	1	Envelope	
17	4294686M1	2	Clevis Pin	
18	4294505M1	2	Clevis Pin	
19	4294511M1	2	Ram	
20	3713550M1	1	Latch	
21	339096X1	1	Hex Cap Screw	M6 X 35
22	4294685M1	1	Envelope	
23	4289783M1	19	Screw	4 X 20
24	4294672M2	1	Pocket	
25	4289782M1	11	Nut	
26	4294525M2	1	Plate	
27	4298724M1	1	Magnet	
28	4294669M92	1	Envelope	
29	4298195M91	1	Envelope	
30	4294676M92	1	Envelope	
31	4294224M2	2	Square	
32	4294671M91	1	Envelope	
33	4294661M92	1	Envelope	
34	4294665M91	1	Envelope	
35	4294688M2	1	Envelope	
36	3012250X1	3	Screw	M6 X 20
37	4296259M1	2	Pad	
38	4295198M1	1	Ashtray	
39	4296092M1	1	Plate	
40	4296093M1	1	Spacer	
41	3011676X1	2	Screw	M8 X 35
42	4298269M1	2	Clevis Pin	
43	4298362M1	1	Support	
44	4347169M1	1	Net	From Serial or Engine Number APR-2009
45	339368X1	2	Hex Cap Screw	M8 X 60 From Serial or Engine Number APR-2009
46	390972X1	2	Flat Washer	Diameter 8-17 X 1,7 From Serial or Engine Number APR-2009
47	3779389M1	2	Gasket	30 X 13 X 160 From Serial or Engine Number U183046

MF 8650 TRACTOR - 3906210  
1-WU19-046-B

1-WU19-046-B

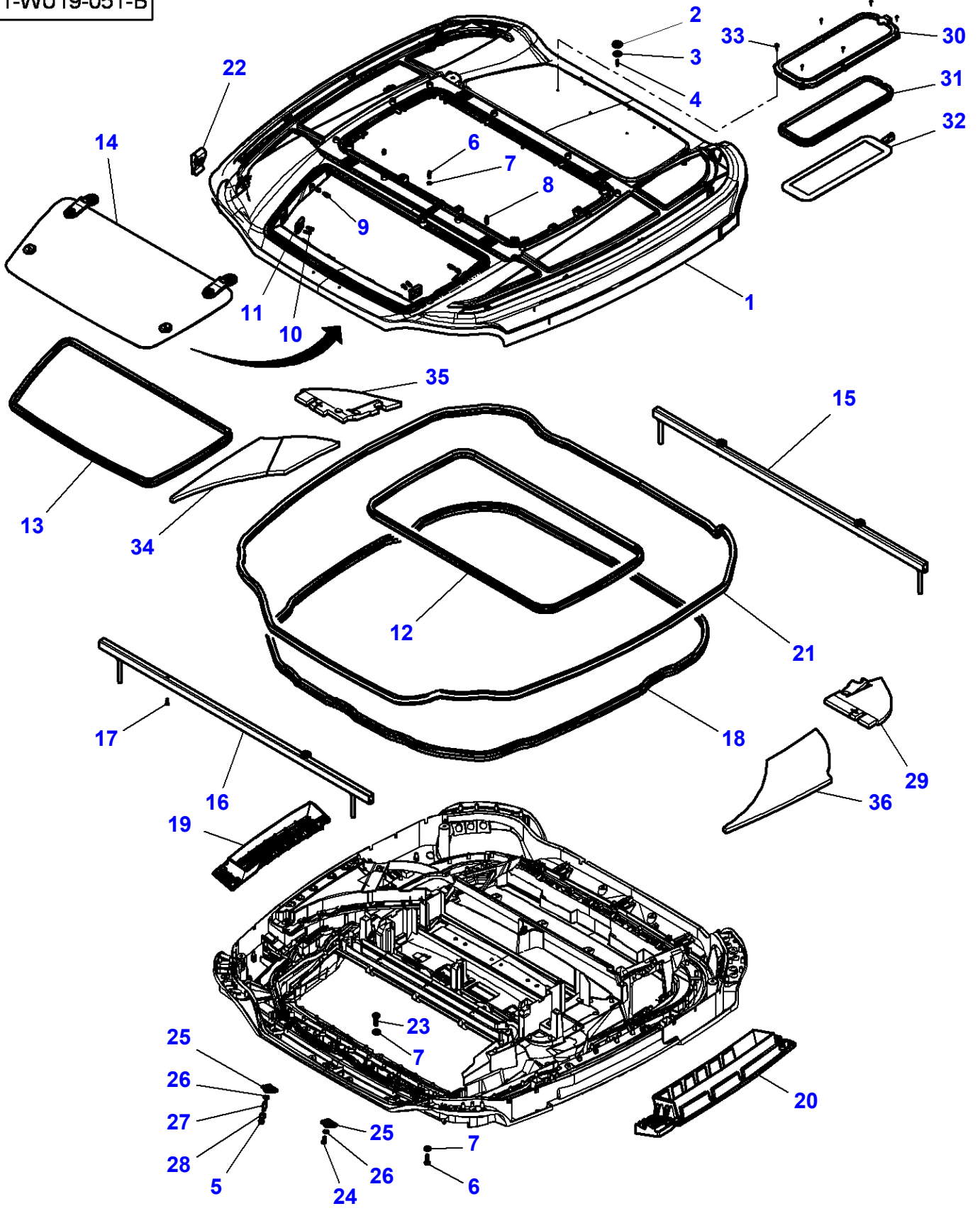


**Massey Ferguson****MF 8650 TRACTOR - 3906210****3906210****Tractor Cab - Cladding - Dressing Roof - Without Hatch****Page 110-0080**

<b>Item</b>	<b>Part Number</b>	<b>Qty</b>	<b>Description</b>	<b>Comments</b>
1	4289370M91	1	Cover	
2	4292651M1	28	Self Tap Screws	
3	3015386X1	28	Washer	
4	4284928M91	1	Seal	
5	4285058M1	1	Seal	
6	4292647M91	1	Gasket	
7	4284948M91	1	Bar	
8	4289515M91	1	Bar	
9	4292707M91	4	Cap	
10	4292709M1	4	Seal	
11	3015459X1	4	Screw	M6 X 18
12	339666X1	4	Hex Cap Screw	M6 X 20
13	4285070M91	1	Support	Left Hand
	4285071M91	1	Support	Right Hand
14	4292625M1	10	Plate	
15	3010597X1	10	Tooth Washer	Diameter 8,2-20 X 2 Up to Serial or Engine Number 21-DEC-2008
	390652X1	10	Washer Metric	Diameter 9-27 X 3 From Serial or Engine Number 22-DEC-2008
16	4296043M1	2	Helmet	
17	3019124X1	2	Nut	M8
18	339123X1	8	Hex Cap Screw	M8 X 20
19	4293120M1	2	Centering Tool	
20	4347357M1	1	Seal	
21	4289410M2	1	Frame Assy	
22	4293831M2	1	Solar Panel	
23	4289396M2	1	Gasket	
24	4294802M1	6	Screw	
25	4347354M1	1	Seal	
26	4347356M1	1	Seal	
27	4347355M1	1	Seal	

MF 8650 TRACTOR - 3906210  
1-WU19-051-B

1-WU19-051-B

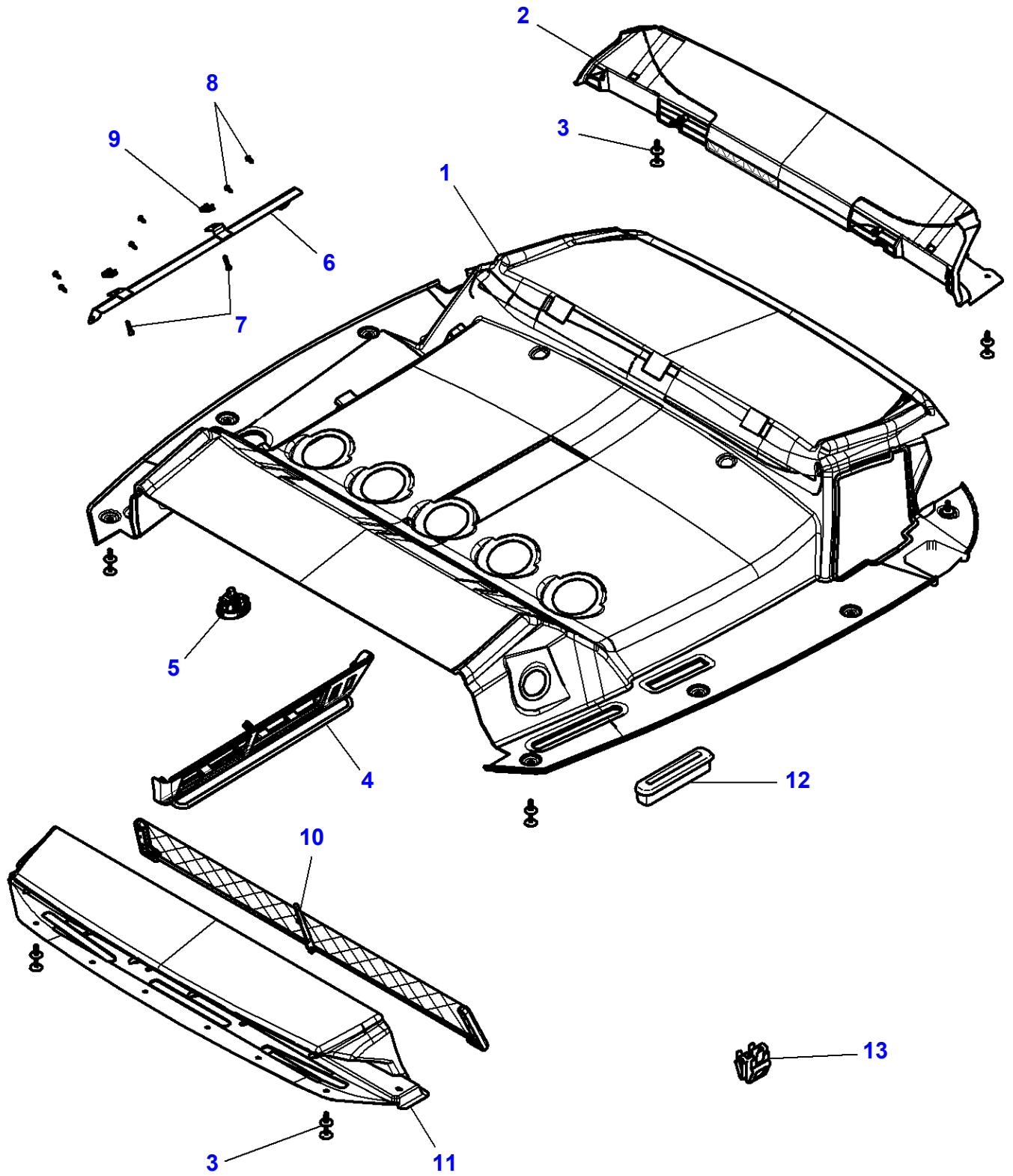


Item	Part Number	Qty	Description	Comments
1	4289369M91	1	Cover	
2	4292707M91	4	Cap	
3	4292709M1	4	Seal	
4	3015459X1	2	Screw	M6 X 18
5	3019124X1	2	Nut	M8
6	4292651M1	28	Self Tap Screws	M6 X 25
7	3015386X1	32	Washer	
8	3000266X1	2	Stud	M6 X 25
9	4289381M1	2	Pivot	
10	3010371X1	4	Screw	M6 X 20
11	4288665M91	1	Plate	Left Hand
	4288666M91	1	Plate	Right Hand
12	4284928M91	1	Seal	
13	4284941M1	1	Seal	Up to Serial or Engine Number JUN-2009
	4289599M1	1	Seal	From Serial or Engine Number JUN-2009
14	4288638M91	1	Trap	See Page - Reference Number 110-0055/1
15	4289515M91	1	Bar	
16	4284948M91	1	Bar	
17	339666X1	4	Hex Cap Screw	M6 X 20
18	4292647M91	1	Gasket	
19	4285071M91	1	Support	Right Hand
20	4285070M91	1	Support	Left Hand
21	4285058M1	1	Seal	
22	3010070X1	4	Spring Nut	M6
23	4292682M1	4	Screw	M6 X 16
24	339123X1	8	Hex Cap Screw	M8 X 20
25	4292625M1	10	Plate	
26	3010597X1	10	Tooth Washer	Diameter 8,2-20 X 2
				Up to Serial or Engine Number 21-DEC-2008
	390652X1	10	Washer Metric	Diameter 9-27 X 3
				From Serial or Engine Number 22-DEC-2008
27	4293120M1	2	Centering Tool	
28	4296043M1	2	Helmet	
29	4347357M1	1	Seal	
30	4289410M2	1	Frame Assy	
31	4293831M2	1	Solar Panel	
32	4289396M2	1	Gasket	
33	4294802M1	6	Screw	
34	4347354M1	1	Seal	
35	4347356M1	1	Seal	
36	4347355M1	1	Seal	



MF 8650 TRACTOR - 3906210  
1-WU19-049-B

1-WU19-049-B



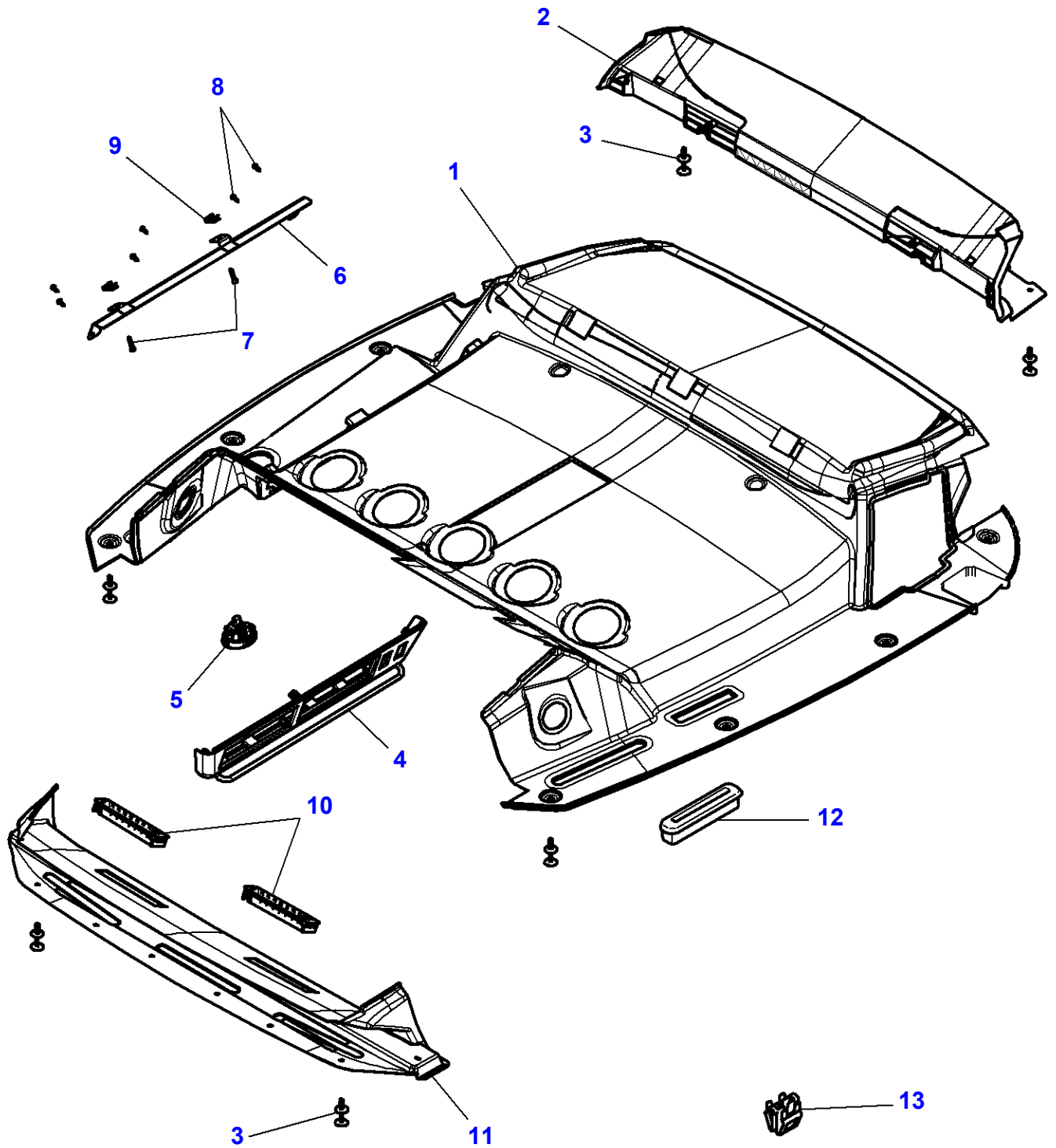
**Massey Ferguson****MF 8650 TRACTOR - 3906210****3906210****Tractor Cab - Cladding - Dressing Roof - Without Hatch****Page 110-0090**

<b>Item</b>	<b>Part Number</b>	<b>Qty</b>	<b>Description</b>	<b>Comments</b>
1	4292657M91	1	Envelope	
2	4289580M91	1	Envelope	
3	4289582M91	20	Rivet	
4	4292670M91	1	Panel	
5	4289588M91	1	Roof Light	
6	4292655M1	1	Support	
7	3009273X1	2	Hex Socket Screw	M5 X 20
8	4285062M1	6	Screw	M4 X 12
9	3715142M1	2	Spring Nut	M5
10	4289583M91	1	Pocket	
11	4289400M91	1	Envelope	
12	3385820M1	1	Roof Light	
13		X	Clip	[A]

**FOOTNOTE [A] NOT SUPPLIED**

MF 8650 TRACTOR - 3906210  
1-WU19-050-B

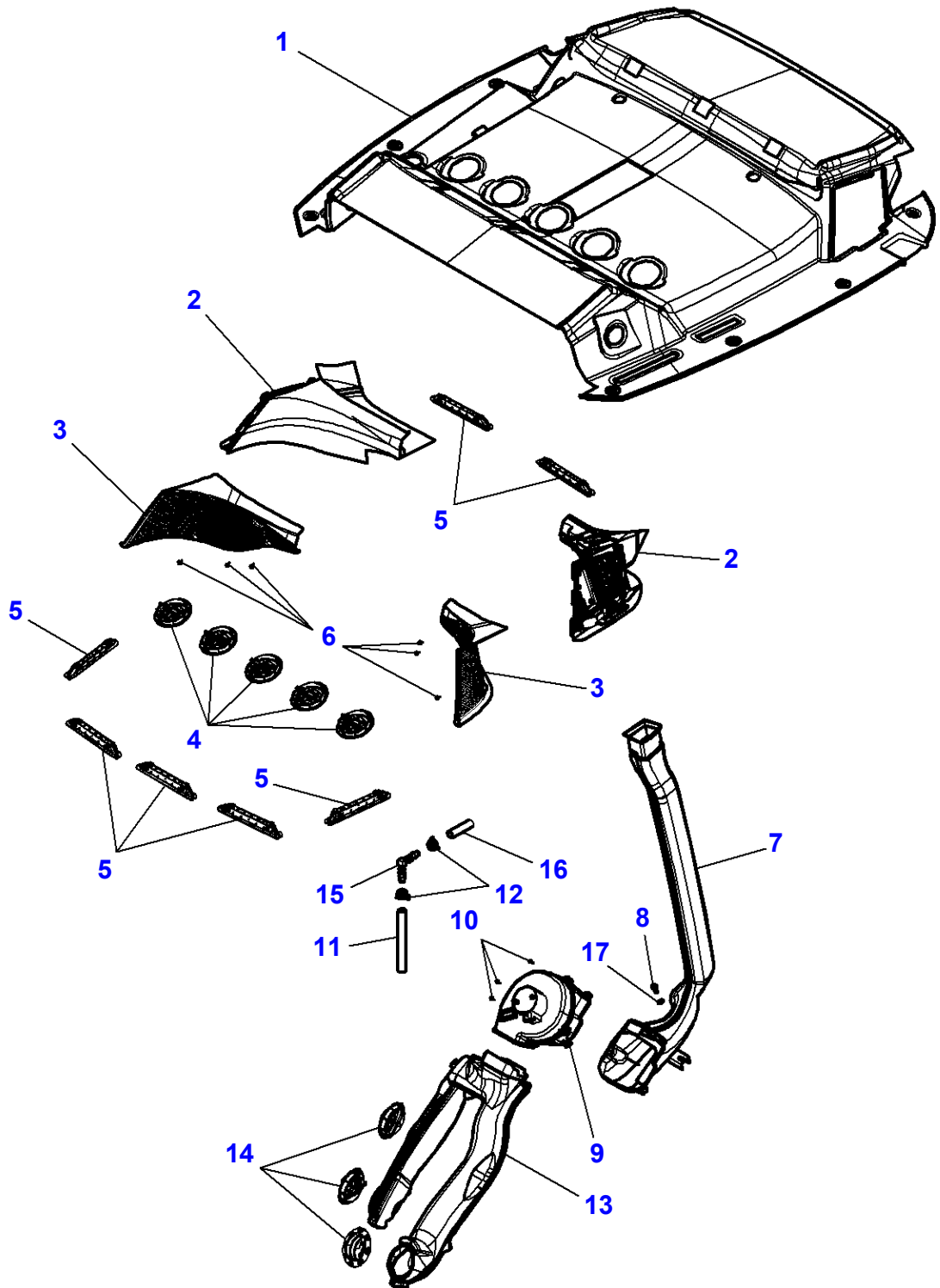
1-WU19-050-B



**Massey Ferguson****MF 8650 TRACTOR - 3906210****3906210****Tractor Cab - Cladding - Dressing Roof - With Hatch****Page 110-0095**

<b>Item</b>	<b>Part Number</b>	<b>Qty</b>	<b>Description</b>	<b>Comments</b>
1	4285065M91	1	Envelope	
2	4289580M91	1	Envelope	
3	4289582M91	20	Rivet	
4	4292670M91	1	Panel	
5	4289588M91	1	Roof Light	
6	4292655M1	1	Support	
7	3009273X1	2	Hex Socket Screw	M5 X 20
8	4285062M1	6	Screw	M4 X 12
9	3715142M1	2	Spring Nut	M5
10	4289510M91	2	Diffuser	
11	4289397M91	1	Envelope	
12	3385820M1	1	Roof Light	
13	4289579M1	8	Clip	

1-WU19-044-C

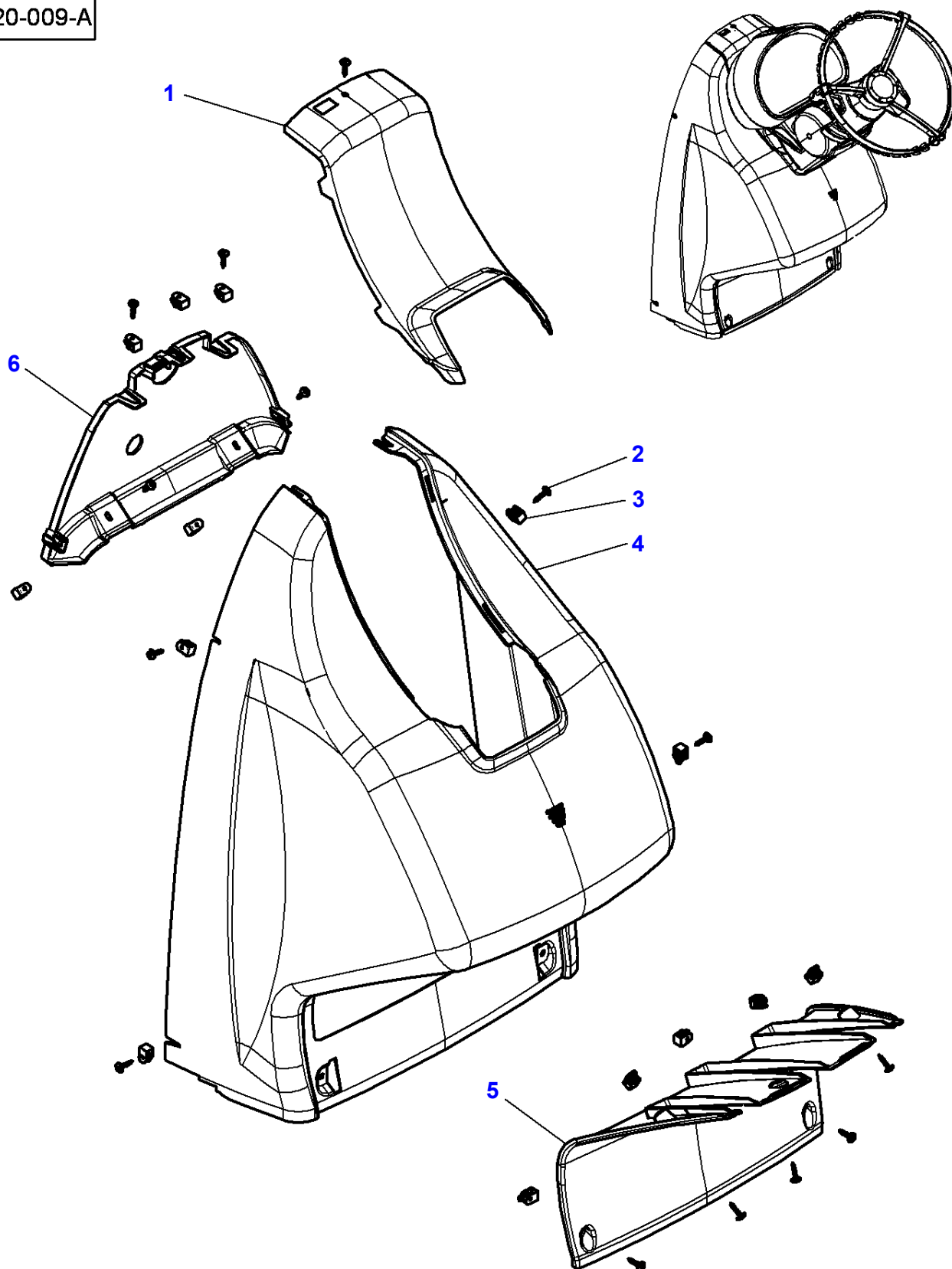


**Massey Ferguson****MF 8650 TRACTOR - 3906210****3906210****Tractor Cab - Cladding - Dressing Roof****Page 110-0100**

<b>Item</b>	<b>Part Number</b>	<b>Qty</b>	<b>Description</b>	<b>Comments</b>
1	4292657M91	1	Envelope	
2	4285055M91	1	Ventilator	[B] Left Hand
	4285056M91	1	Ventilator	[B] Right Hand
	4288653M91	1	Ventilator	[A] Left Hand
	4288654M91	1	Ventilator	[A] Right Hand
3	4289421M91	1	Grille	Left Hand
	4289427M91	1	Grille	Right Hand
4	4289512M91	5	Diffuser	
5	4289511M91	7	Ventilator	
6	4285062M1	6	Screw	
7	4285750M1	1	Duct	
8	339560X1	2	Hex Cap Screw	M6 X 16 Up to Serial or Engine Number ...
	339096X1	2	Hex Cap Screw	M6 X 35 From Serial or Engine Number ...
9	4286784M1	1	Electric Motor	
10	3787143M1	3	Screw	
11	4347412M1	1	Pipe	Length 180 MM
12	3820729M1	2	Hose Clip	
13	4287167M2	1	Duct	
14	3786678M1	3	Vent	
15	3788222M1	1	Elbow	
16	4347413M1	1	Pipe	Length 70 MM
17	391038X1	2	Flat Washer	Diameter 6-18 X 1.5 From Serial or Engine Number ...

**FOOTNOTE [A] AUTOMATIC AIR CONDITIONER****FOOTNOTE [B] MANUAL AIR CONDITIONER**

1-WU20-009-A

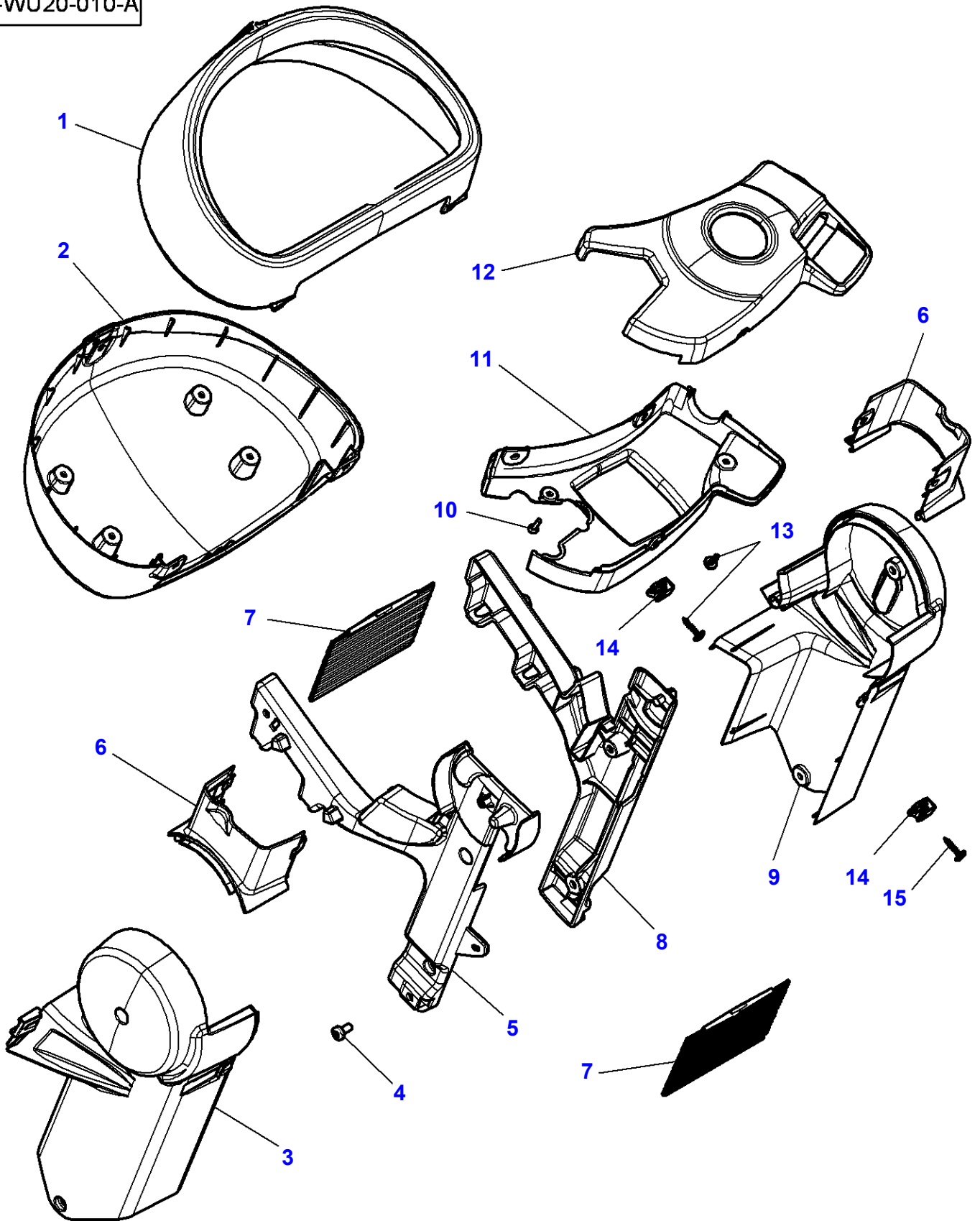


**Massey Ferguson****MF 8650 TRACTOR - 3906210****3906210****Instrument Panel Cladding****Page 110-0105**

<b>Item</b>	<b>Part Number</b>	<b>Qty</b>	<b>Description</b>
1	4294863M91	1	Envelope
2	4289783M1	14	Screw
3	4289782M1	14	Nut
4	4294861M92	1	Envelope
5	4294869M91	1	Envelope
6	4294874M91	1	Flange



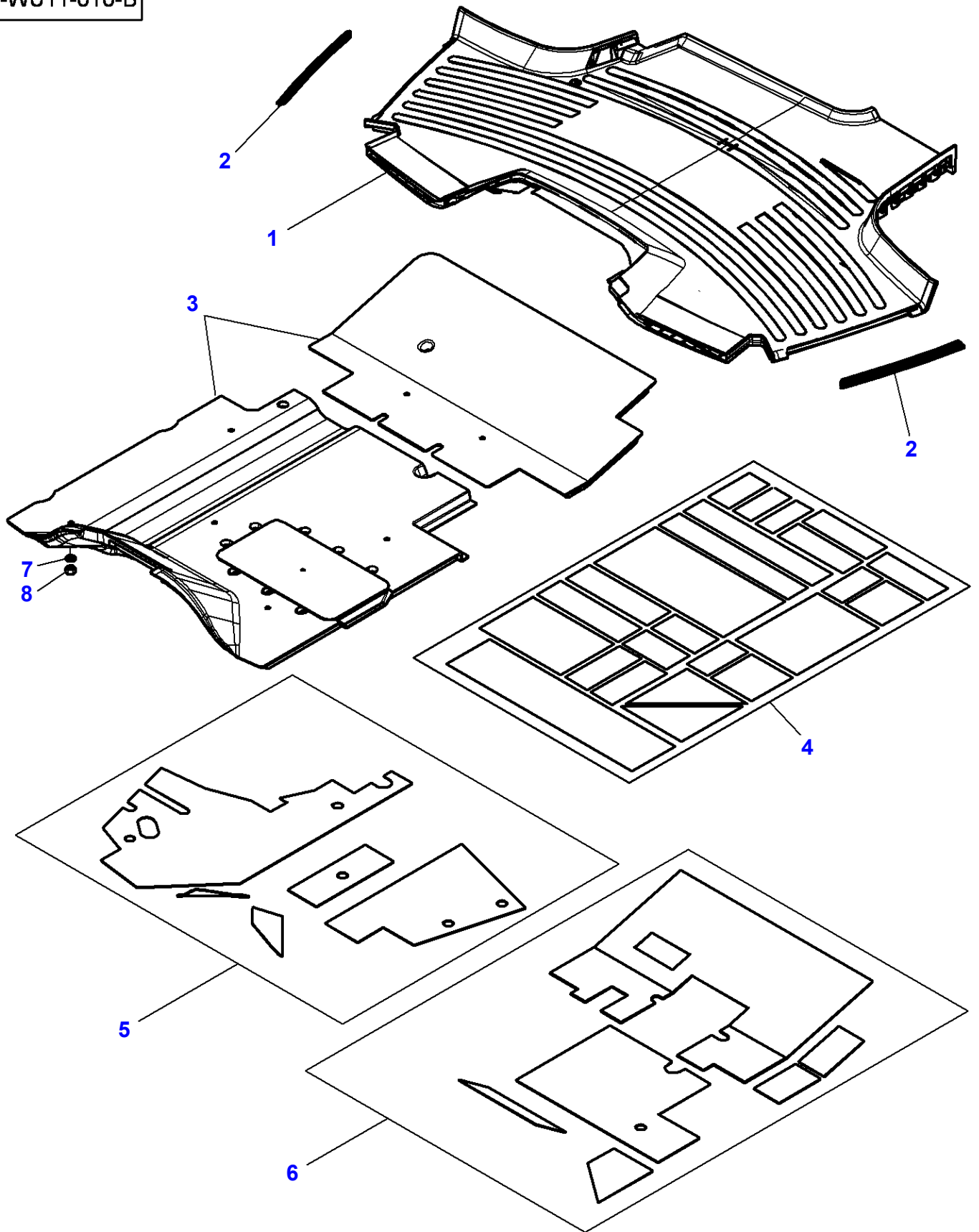
1-WU20-010-A



**Massey Ferguson****MF 8650 TRACTOR - 3906210****3906210****Instrument Panel Cladding****Page 110-0110**

<b>Item</b>	<b>Part Number</b>	<b>Qty</b>	<b>Description</b>	<b>Comments</b>
1	4294584M91	1	Envelope	
2	4294575M91	1	Peaked Cap	
3	4294582M92	1	Envelope	
4	4290179M1	4	Screw	Diameter 6 X 12
5	4294577M1	1	Support	
6	4294699M91	2	Envelope	
7	4294268M1	2	Curtain	
8	4294578M1	1	Support	
9	4294579M92	1	Envelope	
10	4271132M1	2	Screw	Diameter 3,5 X 14
11	4294698M91	1	Envelope	
12	4294697M91	1	Envelope	
13	4294802M1	6	Screw	Diameter 4 X 14
14	4289782M1	16	Nut	
15	4289783M1	14	Screw	Diameter 4 X 20

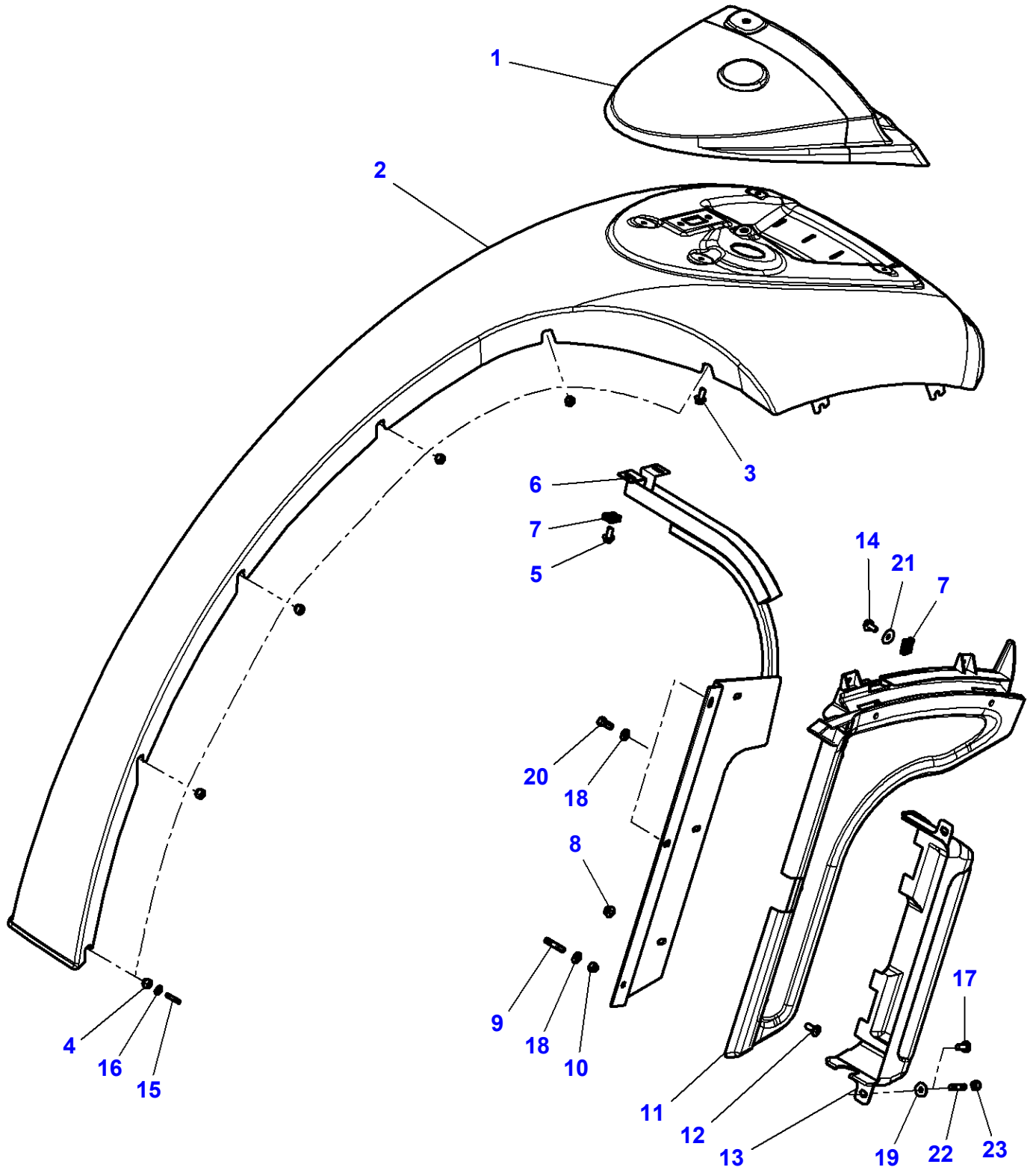
1-WU11-010-B



**Massey Ferguson****MF 8650 TRACTOR - 3906210****3906210****Tractor Cab - Cab Insulation****Page 110-0115**

<b>Item</b>	<b>Part Number</b>	<b>Qty</b>	<b>Description</b>	<b>Comments</b>
1	4294276M93	1	Mat	
2	4294328M91	2	Bar	
3	4292507M93	1	Sound Reduction	
4	4296573M1	1	Sound Reduction	
5	4294950M93	1	Sound Reduction	
6	4294957M93	1	Sound Reduction	
7	390972X1	8	Flat Washer	Diameter 8-17 X 1,7
8	339169X1	8	Nut	M8

1-WU07-020-B



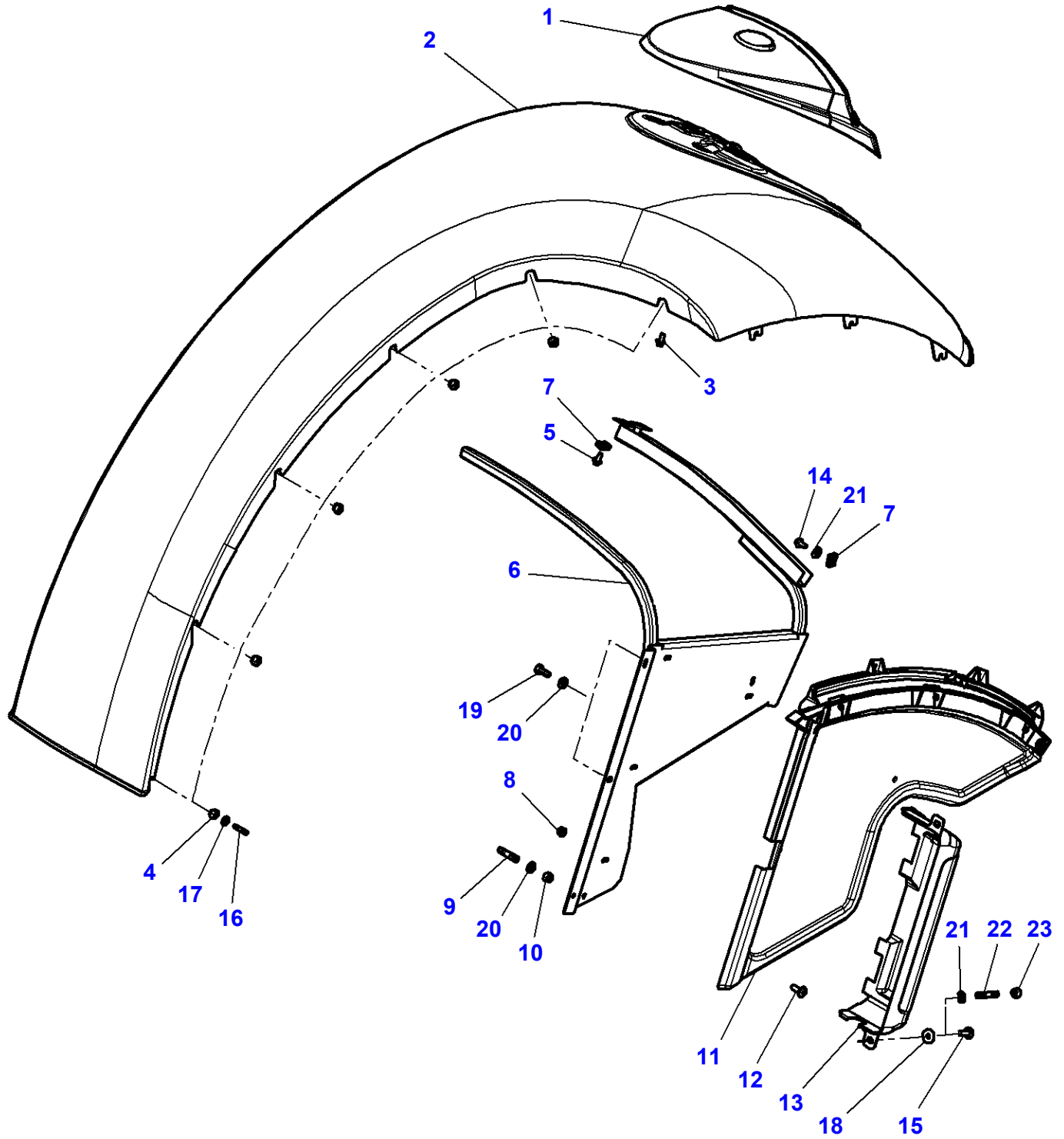
**Massey Ferguson**  
**MF 8650 TRACTOR - 3906210**

**Tractor Cab - Fenders**

Item	Part Number	Qty	Description	Comments
1	4289303M92	1	Envelope	[A]
	4289304M92	1	Envelope	[A]
2	4284330M2	1	Fender	[A] Right Hand
	4284329M2	1	Fender	[A] Left Hand
3	3009192X1	8	Screw Metric	
4	394367X1	X	Locknut	M8
5	3009192X1	4	Screw Metric	
6	4284338M2	1	Support	Right Hand
	4284337M3	1	Support	Left Hand
7	3010333X1	4	Spring Nut	
8	3019124X1	X	Nut	
9	391001X1	2	Stud	
10	394367X1	2	Locknut	
11	4289324M2	1	Protection.	Right Hand
	4289323M2	1	Protection.	Left Hand
12	3010909X1	10	Screw	
13	4295118M1	1	Cover	Right Hand
	4294958M2	1	Cover	Left Hand
14	3009192X1	4	Screw Metric	M8 X 16 Up to Serial or Engine Number JUL-2009
	339123X1	4	Hex Cap Screw	M8 X 20 From Serial or Engine Number JUL-2009
15	391001X1	12	Stud	M8 X 25
16	3010467X1	12	Washer	Diameter 9-30 X 2
17	3012250X1	4	Screw	M6 X 20 Up to Serial or Engine Number JUL-2009
18	391039X1	6	Flat Washer	
19	391038X1	4	Flat Washer	
20	339761X1	4	Hex Cap Screw	
21	391039X1	4	Flat Washer	Diameter 8-24 X 2 From Serial or Engine Number JUL-2009
22	3011669X1	4	Stud	M6 X 16 From Serial or Engine Number JUL-2009 Up to Serial or Engine Number AUG-2009
	3015459X1	4	Screw	M6 X 18 From Serial or Engine Number AUG-2009
23	1441500X1	4	Top Locknut	M6 From Serial or Engine Number JUL-2009

**FOOTNOTE [A] FOR WHEELBASE 2,00 M**

1-WU07-021-C



Tractor Cab - Fenders

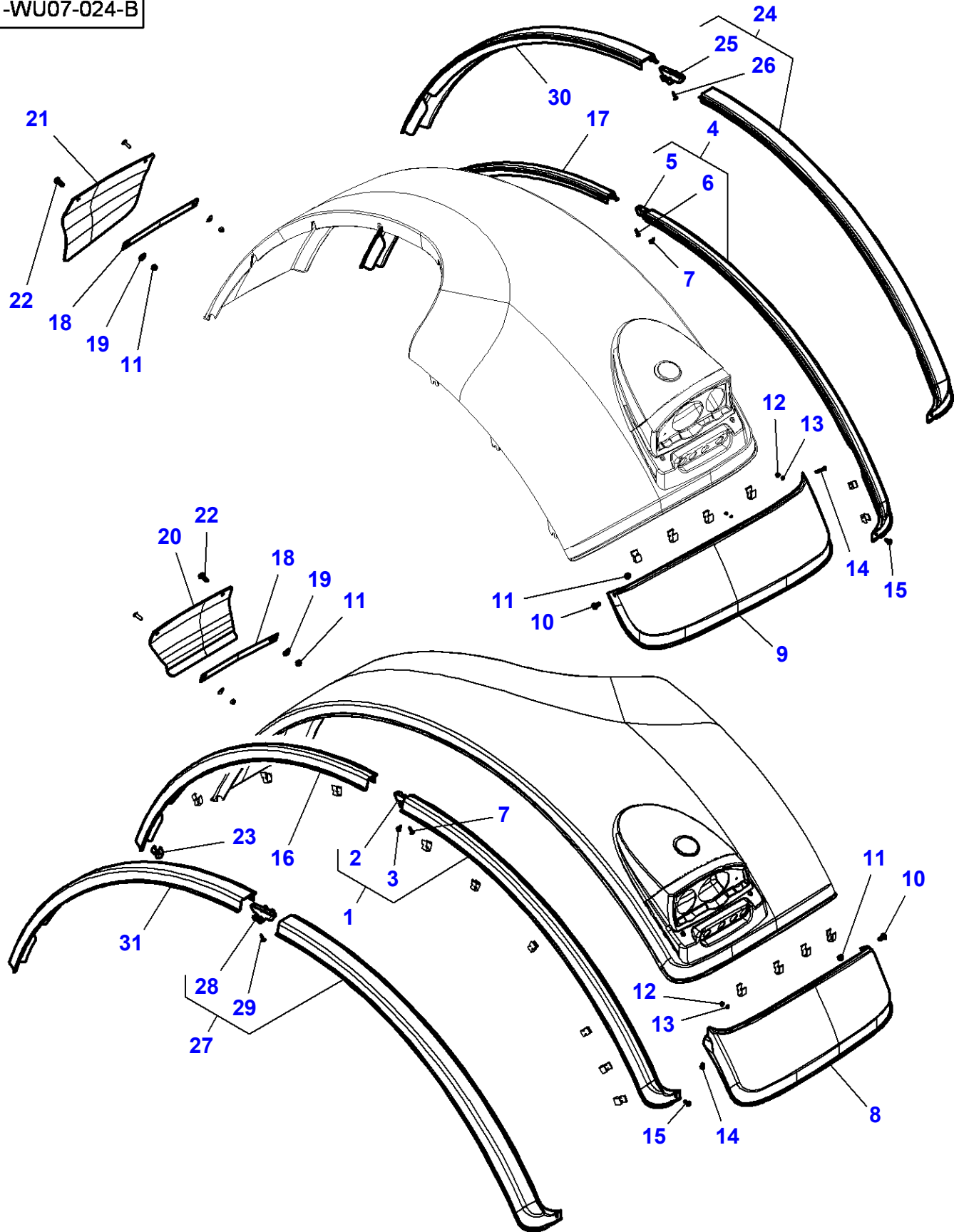
Item	Part Number	Qty	Description	Comments
1	4289299M92	1	Envelope	[A] Left Hand
	4289300M92	1	Envelope	[A] Right Hand
2	4284314M2	1	Fender	[A] Right Hand
	4284313M2	1	Fender	[A] Left Hand
	4284331M2	1	Fender	[B] Left Hand
	4284332M2	1	Fender	[B] Right Hand
3	3009192X1	8	Screw Metric	
4	394367X1	X	Locknut	M8
5	3009192X1	4	Screw Metric	
6	4289298M5	1	Support	[A] Right Hand
	4289297M4	1	Support	[A] Left Hand
	4284340M4	1	Support	[B] Right Hand
	4284339M4	1	Support	[B] Left Hand
7	3010333X1	4	Spring Nut	
8	3019124X1		Nut	
9	391001X1	2	Stud	
10	394367X1	4	Locknut	
11	4289288M2	1	Cowl	Right Hand
	4289287M2	1	Cowl	Left Hand
12	3010909X1	9	Screw	
13	4295118M1	1	Cover	Right Hand
	4294958M2	1	Cover	Left Hand
14	3009192X1	4	Screw Metric	M8 X 16 Up to Serial or Engine Number JUL-2009
	339123X1	4	Hex Cap Screw	M8 X 20 From Serial or Engine Number JUL-2009
15	3012250X1	4	Screw	M6 X 20 Up to Serial or Engine Number JUL-2009
16	391001X1	12	Stud	M8 X 25
17	3010467X1	12	Washer	Diameter 9-30 X 2
18	391038X1	4	Flat Washer	
19	339761X1	4	Hex Cap Screw	
20	391039X1	6	Flat Washer	
21	391039X1	4	Flat Washer	Diameter 8-24 X 2 From Serial or Engine Number JUL-2009
22	3011669X1	4	Stud	M6 X 16 From Serial or Engine Number JUL-2009
	3015459X1	4	Screw	Up to Serial or Engine Number AUG-2009 M6 X 18 From Serial or Engine Number AUG-2009
23	1441500X1	4	Top Locknut	M6 From Serial or Engine Number JUL-2009

FOOTNOTE [A] FOR WHEELBASE 2,45 M

FOOTNOTE [B] FOR WHEELBASE 2,10 M



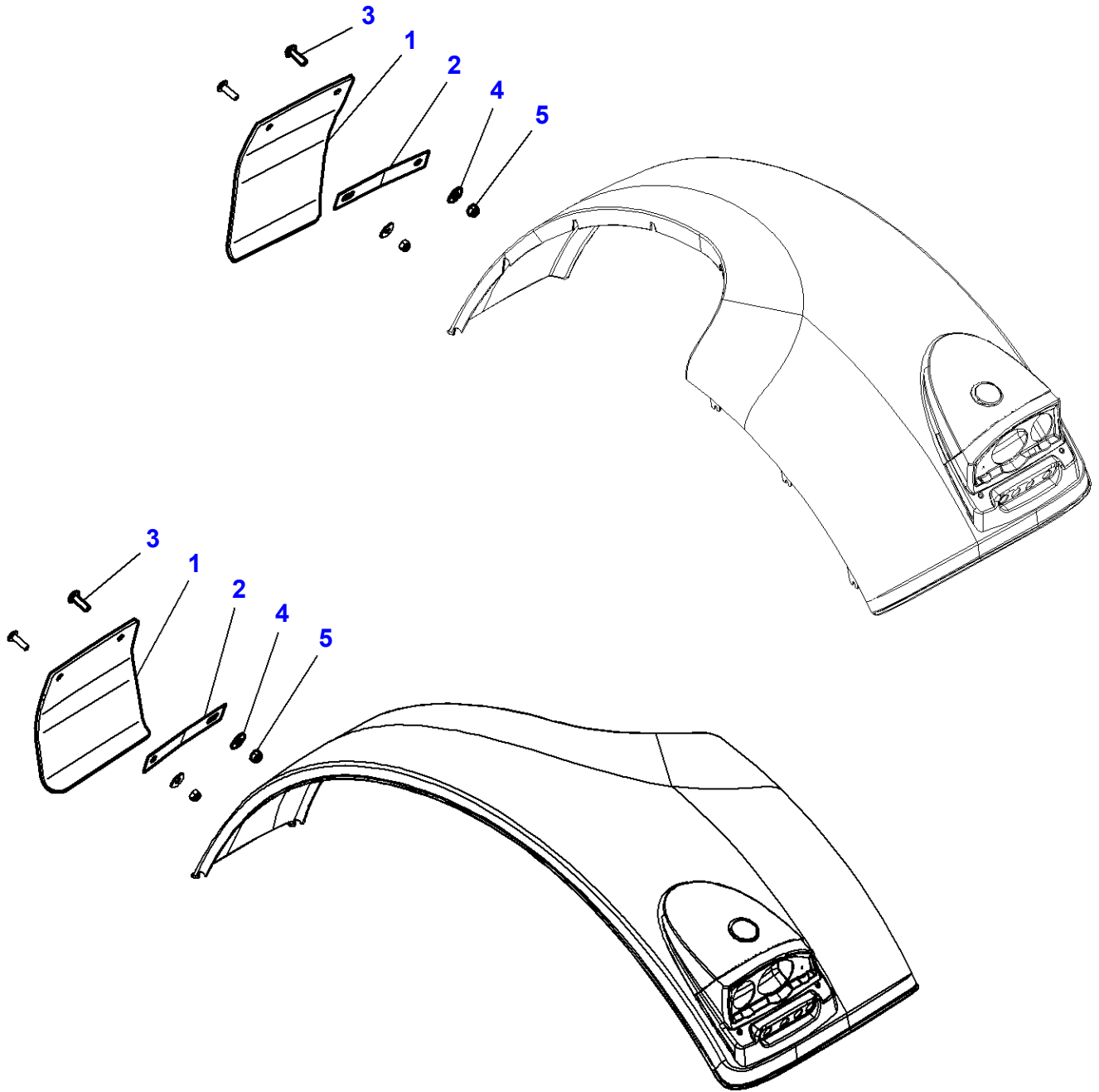
1-WU07-024-B



**Massey Ferguson****MF 8650 TRACTOR - 3906210****3906210****Page 110-0130****Tractor Cab - Fenders - Fenders Extension**

<b>Item</b>	<b>Part Number</b>	<b>Qty</b>	<b>Description</b>	<b>Comments</b>
1	4295111M91	1	Extension	Left Hand Width 45 MM
	4295113M91	1	Extension	Left Hand Width 70 MM
2	4295089M1	1	Junction	(1)
	4295090M1	1	Junction	(1)
3	4289783M1	1	Screw	(1)
4	4295112M91	1	Extension	Right Hand Width 45 MM
	4295114M91	1	Extension	Right Hand Width 70 MM
5	4295089M1	1	Junction	(4)
	4295090M1	1	Junction	(4)
6	4289783M1	1	Screw	(4)
7	4289783M1	2	Screw	
8	4289309M1	1	Extension	Left Hand
9	4289310M1	1	Extension	Right Hand
10	3010909X1	2	Screw	M8 X 20
11	394367X1	6	Locknut	M8
12	1441494X1	4	Nut Metric	M5
13	390469X1	4	Flat Washer	Diameter 5-10 X 1,5
14	3011434X1	2	Screw	
15	3010506X1	2	Screw	
16	4295093M1	1	Extension	Left Hand Width 45 MM
	4295099M1	1	Extension	Left Hand Width 70 MM
17	4295094M1	1	Extension	Right Hand Width 45 MM
	4295100M1	1	Extension	Right Hand Width 70 MM
18	4295131M1	2	Support	
19	391039X1	4	Flat Washer	Diameter 8-24 X 2
20	4295125M1	1	Extension	Left Hand
21	4295126M1	1	Extension	Right Hand
22	3010910X1	4	Screw	
23	4296400M2	30	Tie	
24	4295114M91	1	Extension	Right Hand Width 70 MM
25	4295090M1	1	Junction	(24)
26	4289783M1	1	Screw	(24)
27	4295113M91	1	Extension	Left Hand Width 70 MM
28	4295090M1	1	Junction	(27)
29	4289783M1	1	Screw	(27)
30	4295100M1	1	Extension	Right Hand Width 70 MM
31	4295099M1	1	Extension	Left Hand Width 70 MM

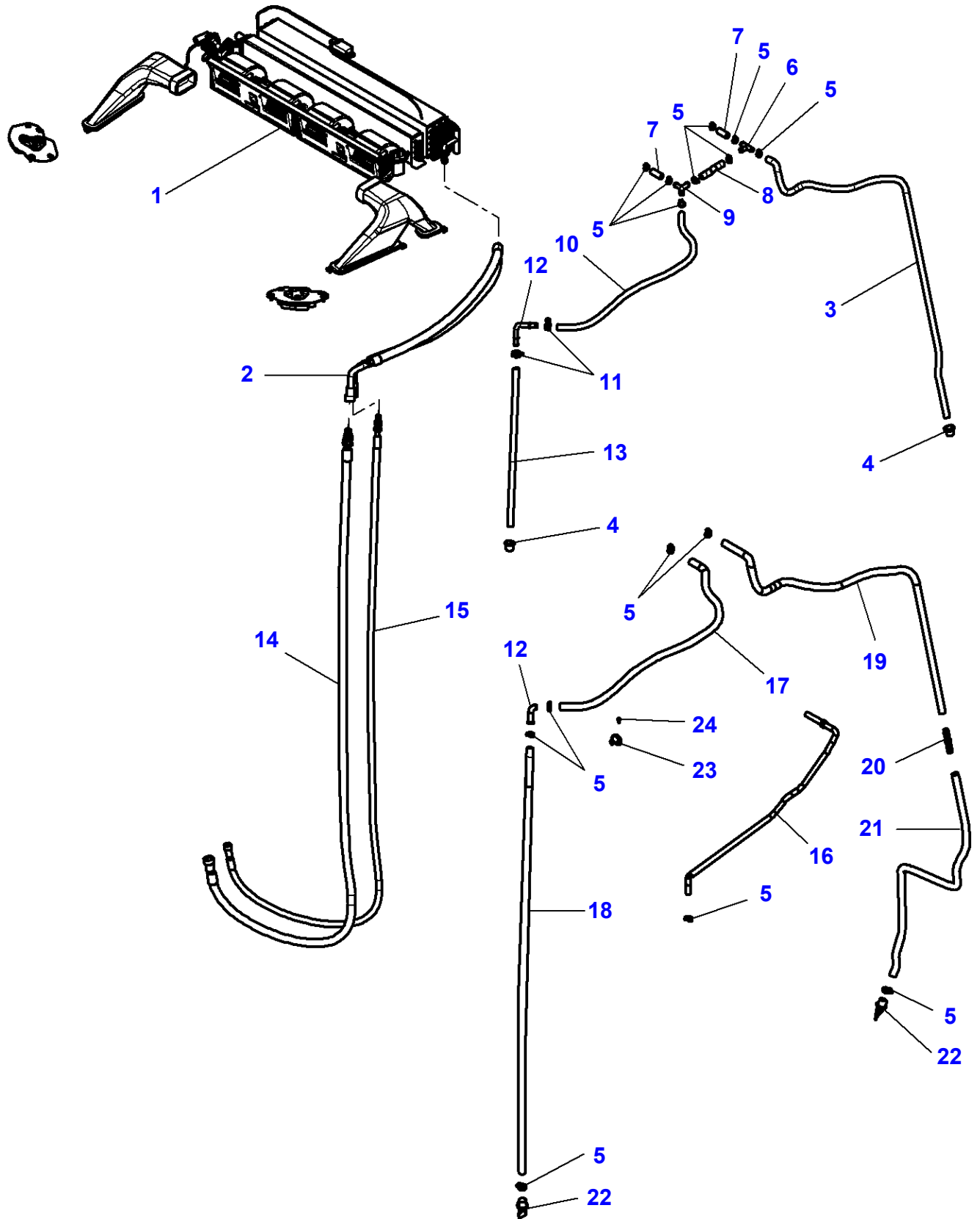
1-WU07-026-A



**Massey Ferguson****MF 8650 TRACTOR - 3906210****3906210****Tractor Cab - Fenders - Without Fenders Extension****Page 110-0135**

<b>Item</b>	<b>Part Number</b>	<b>Qty</b>	<b>Description</b>	<b>Comments</b>
1	4295127M1	2	Extension	
2	4295132M1	2	Support	
3	3010910X1	4	Screw	
4	391039X1	4	Flat Washer	Diameter 8-24 X 2
5	394367X1	4	Locknut	M8

1-WU45-019-B



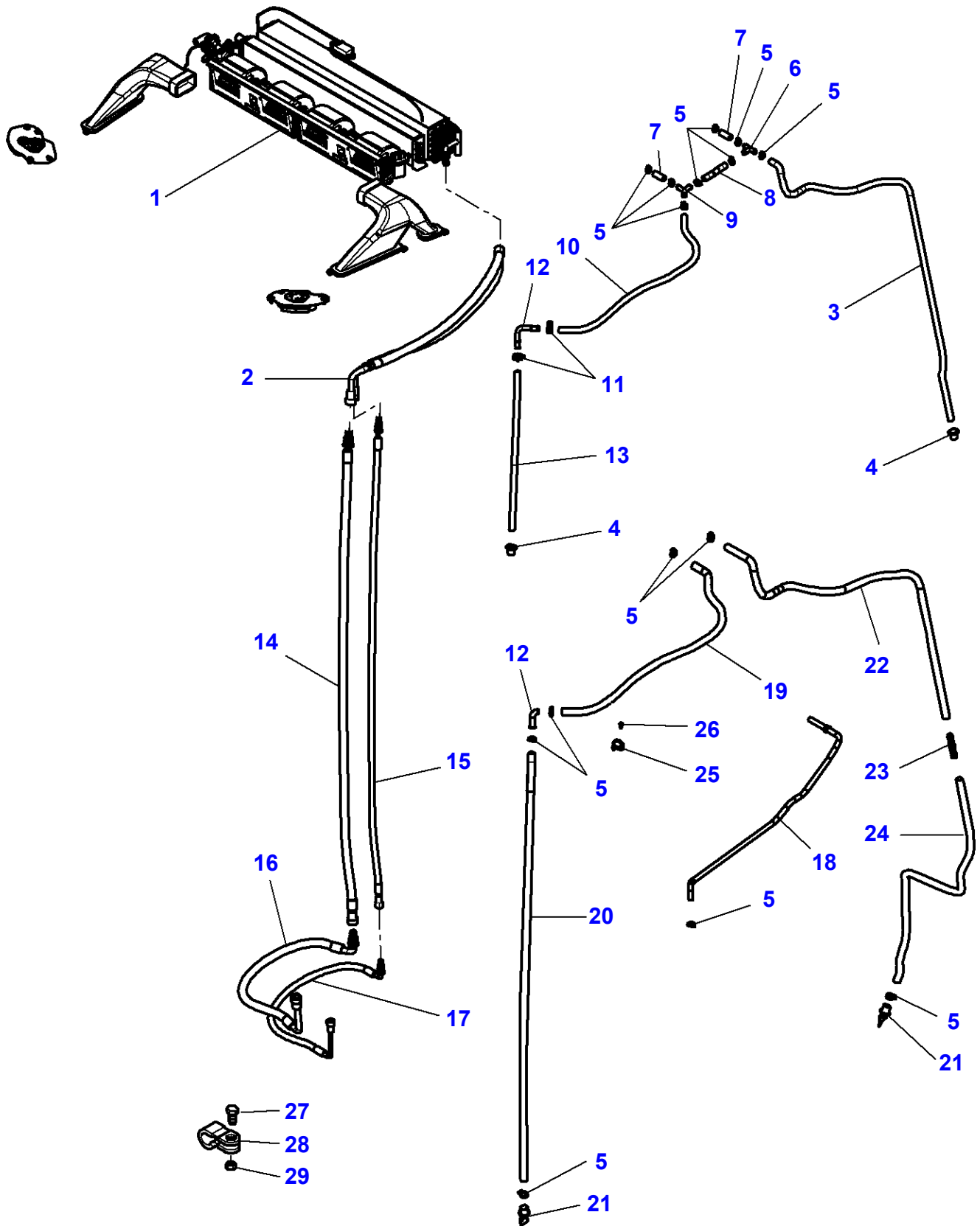
Item	Part Number	Qty	Description	Comments
1	4289501M91	1	Heater	[A] See Page - Reference Number 110-0155/1
	4288635M91	1	Heater	[B] See Page - Reference Number 110-0160/1 Up to Serial or Engine Number ...
	4288635M92	1	Heater	[B] See Page - Reference Number 110-0165/1 From Serial or Engine Number ...
2	4284936M91	1	Hose	
3	4288642M1	1	Pipe	Up to Serial or Engine Number ...
4	4289568M1	2	Helmet	Up to Serial or Engine Number ...
5	4289558M1	8	Clamp	Up to Serial or Engine Number ...
	4289558M1	7	Clamp	From Serial or Engine Number ...
6	4289552M1	1	Union	Up to Serial or Engine Number ...
7	4289550M1	2	Pipe	Up to Serial or Engine Number ...
8	4289551M1	1	Pipe	Up to Serial or Engine Number ...
9	4289553M1	1	Union	Up to Serial or Engine Number ...
10	4289432M1	1	Pipe	Up to Serial or Engine Number ...
11	3820729M1	2	Hose Clip	Up to Serial or Engine Number ...
12	4292654M1	1	Elbow	
13	4292644M1	1	Tube	Up to Serial or Engine Number ...
14	4289328M92	1	Hydr. Hose	
15	4289329M92	1	Hydr. Hose	
16	4347358M91	1	Tube	From Serial or Engine Number ...
17	4347378M1	1	Pipe,Water	From Serial or Engine Number ...
18	4347361M1	1	Tube	From Serial or Engine Number ...
19	4347952M1	1	Pipe,Water	From Serial or Engine Number ...
20	4347951M1	1	Connection	From Serial or Engine Number ...
21	4347953M1	1	Pipe,Water	From Serial or Engine Number ...
22	4347369M1	2	Plug	From Serial or Engine Number ...
23	4292672M1	3	Clamp	From Serial or Engine Number ...
24	4285062M1	3	Screw	From Serial or Engine Number ...

FOOTNOTE [A] MANUAL AIR CONDITIONER

FOOTNOTE [B] AUTOMATIC AIR CONDITIONER

MF 8650 TRACTOR - 3906210  
1-WU45-021-B

1-WU45-021-B



Air Conditioner - Hose

Item	Part Number	Qty	Description	Comments
1	4289501M91	1	Heater	[A] See Page - Reference Number 110-0155/1
	4288635M91	1	Heater	[B] See Page - Reference Number 110-0160/1 Up to Serial or Engine Number ...
	4288635M92	1	Heater	[B] See Page - Reference Number 110-0165/1 From Serial or Engine Number ...
2	4284936M91	1	Hose	
3	4288642M1	1	Pipe	Up to Serial or Engine Number ...
4	4289568M1	2	Helmet	Up to Serial or Engine Number ...
5	4289558M1	8	Clamp	Up to Serial or Engine Number ...
	4289558M1	7	Clamp	From Serial or Engine Number ...
6	4289552M1	1	Union	Up to Serial or Engine Number ...
7	4289550M1	2	Pipe	Up to Serial or Engine Number ...
8	4289551M1	1	Pipe	Up to Serial or Engine Number ...
9	4289553M1	1	Union	Up to Serial or Engine Number ...
10	4289432M1	1	Pipe	Up to Serial or Engine Number ...
11	3820729M1	2	Hose Clip	Up to Serial or Engine Number ...
12	4292654M1	1	Elbow	
13	4292644M1	1	Tube	Up to Serial or Engine Number ...
14	4294405M91	1	Hydr. Hose	
15	4294406M91	1	Hydr. Hose	
16	4294483M92	1	Hydr. Hose	
17	4294484M92	1	Hydr. Hose	
18	4347358M91	1	Tube	From Serial or Engine Number ...
19	4347378M1	1	Pipe,Water	From Serial or Engine Number ...
20	4347361M1	1	Tube	From Serial or Engine Number ...
21	4347369M1	2	Plug	From Serial or Engine Number ...
22	4347952M1	1	Pipe,Water	From Serial or Engine Number ...
23	4347951M1	1	Connection	From Serial or Engine Number ...
24	4347953M1	1	Pipe,Water	From Serial or Engine Number ...
25	4292672M1	3	Clamp	From Serial or Engine Number ...
26	4285062M1	3	Screw	From Serial or Engine Number ...
27	339761X1	1	Hex Cap Screw	M8 X 25 From Serial or Engine Number ...
28	3010808X1	1	Clip	From Serial or Engine Number ...
29	394367X1	1	Locknut	M8 From Serial or Engine Number ...

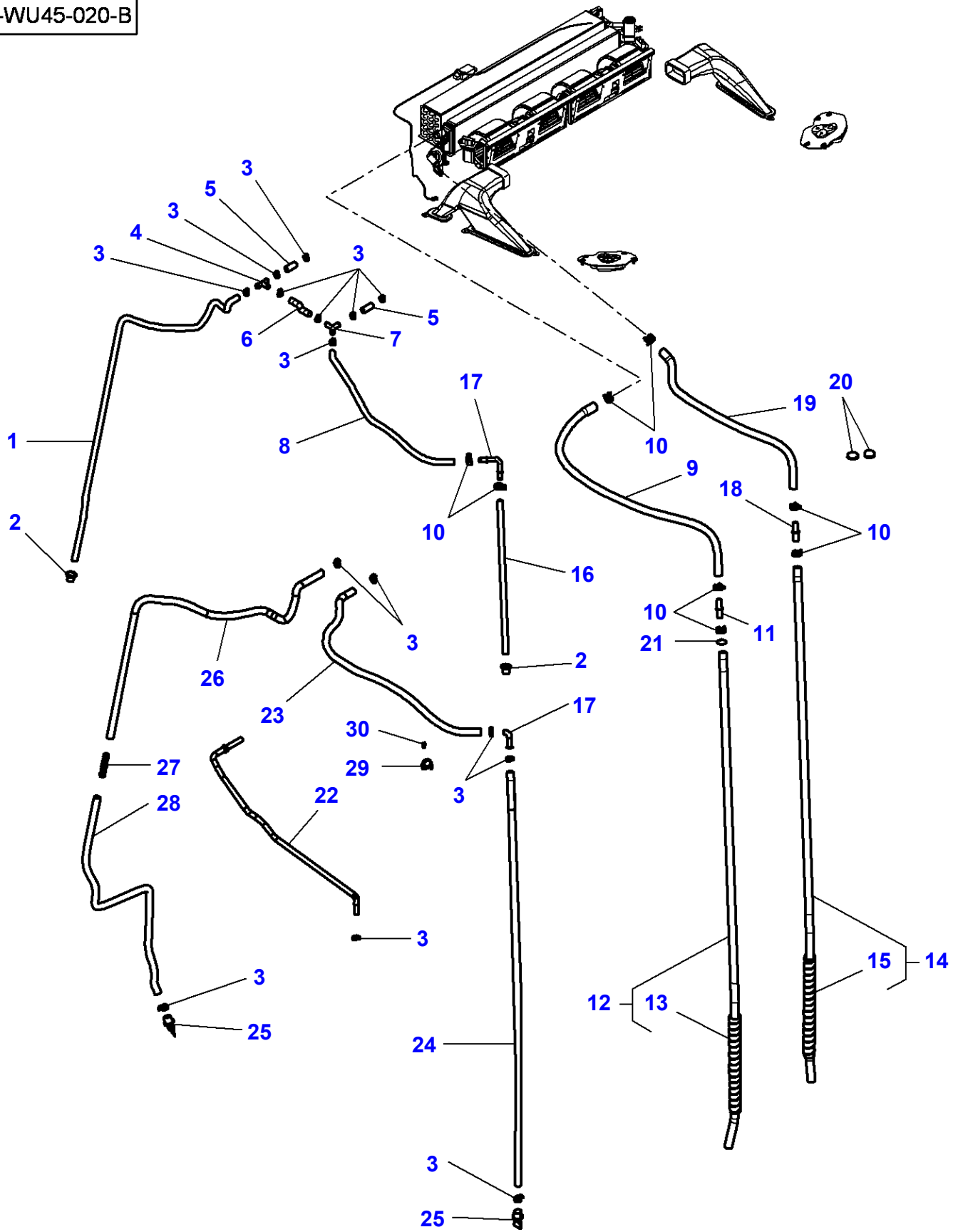
FOOTNOTE [A] MANUAL AIR CONDITIONER

FOOTNOTE [B] AUTOMATIC AIR CONDITIONER



MF 8650 TRACTOR - 3906210  
1-WU45-020-B

1-WU45-020-B

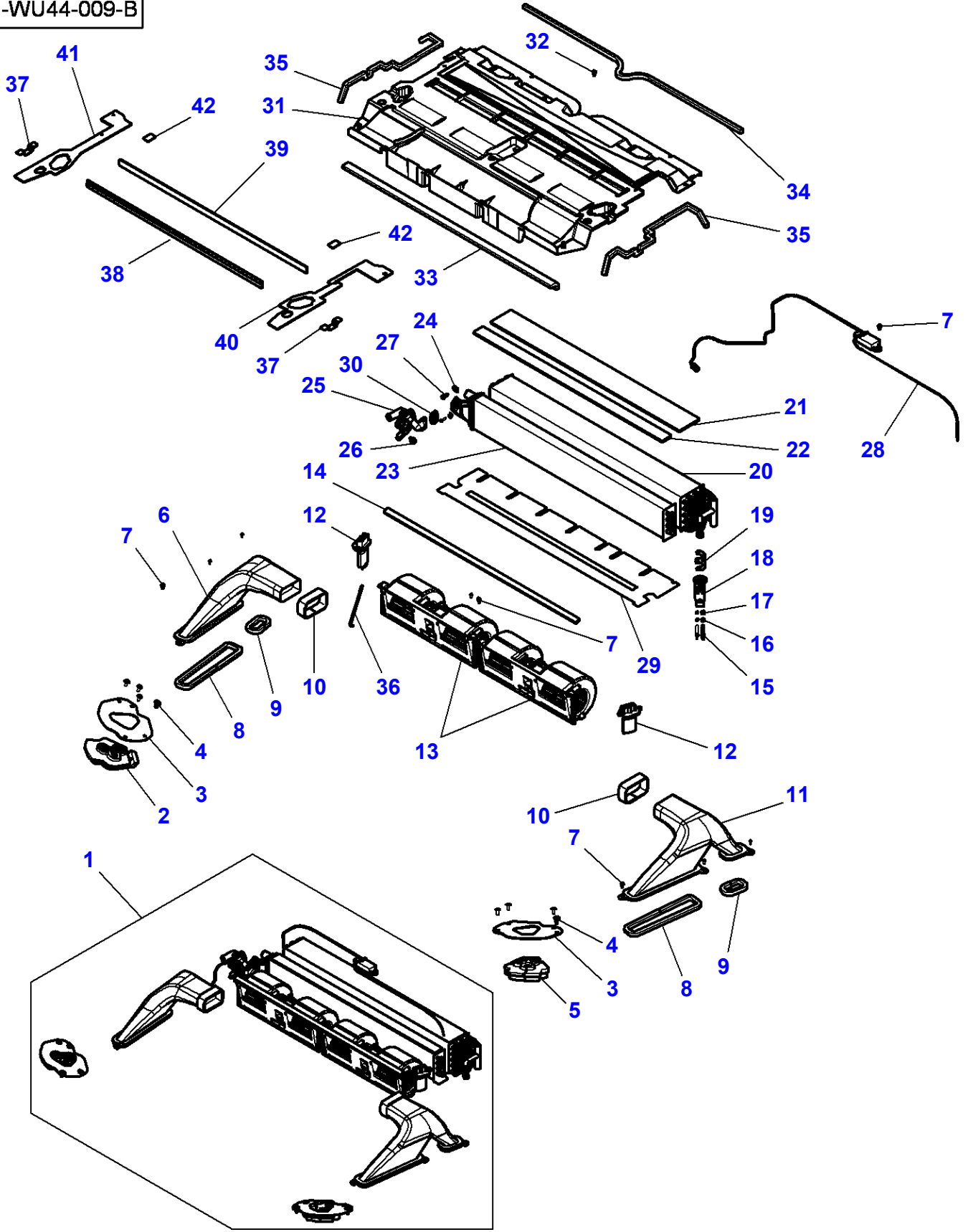


## Air Conditioner - Hose

Item	Part Number	Qty	Description	Comments
1	4288642M1	1	Pipe	Up to Serial or Engine Number ...
2	4289568M1	2	Helmet	Up to Serial or Engine Number ...
3	4289558M1	8	Clamp	Up to Serial or Engine Number ...
	4289558M1	7	Clamp	From Serial or Engine Number ...
4	4289552M1	1	Union	Up to Serial or Engine Number ...
5	4289550M1	2	Pipe	Up to Serial or Engine Number ...
6	4289551M1	1	Pipe	Length 91 MM Up to Serial or Engine Number ...
7	4289553M1	1	Union	Up to Serial or Engine Number ...
8	4289432M1	1	Pipe	Up to Serial or Engine Number ...
9	4289528M1	1	Pipe	
10	3820729M1	8	Hose Clip	Up to Serial or Engine Number ...
	3820729M1	6	Hose Clip	From Serial or Engine Number ...
11	4292641M1	1	Union	
12	4277810M92	1	Hose	Length 1720 MM
13	4272050M1	1	Sheath	(12) Length 400 MM
14	4277809M91	1	Hose	Length 1740 MM
15	4272050M1	1	Sheath	(14) Length 400 MM
16	4292644M1	1	Tube	Up to Serial or Engine Number ...
17	4292654M1	1	Elbow	
18	4292641M1	1	Union	
19	4285059M1	1	Hose	
20	832885M1	2	Plug	
21	4347362M1	1	O Ring	From Serial or Engine Number ...
22	4347358M91	1	Tube	From Serial or Engine Number ...
23	4347373M1	1	Pipe,Water	From Serial or Engine Number ...
24	4347361M1	1	Tube	From Serial or Engine Number ...
25	4347369M1	2	Plug	From Serial or Engine Number ...
26	4347952M1	1	Pipe,Water	From Serial or Engine Number ...
27	4347951M1	1	Connection	From Serial or Engine Number ...
28	4347954M1	1	Pipe,Water	From Serial or Engine Number ...
29	4292672M1	2	Clamp	From Serial or Engine Number ...
30	4285062M1	2	Screw	From Serial or Engine Number ...

MF 8650 TRACTOR - 3906210  
1-WU44-009-B

1-WU44-009-B

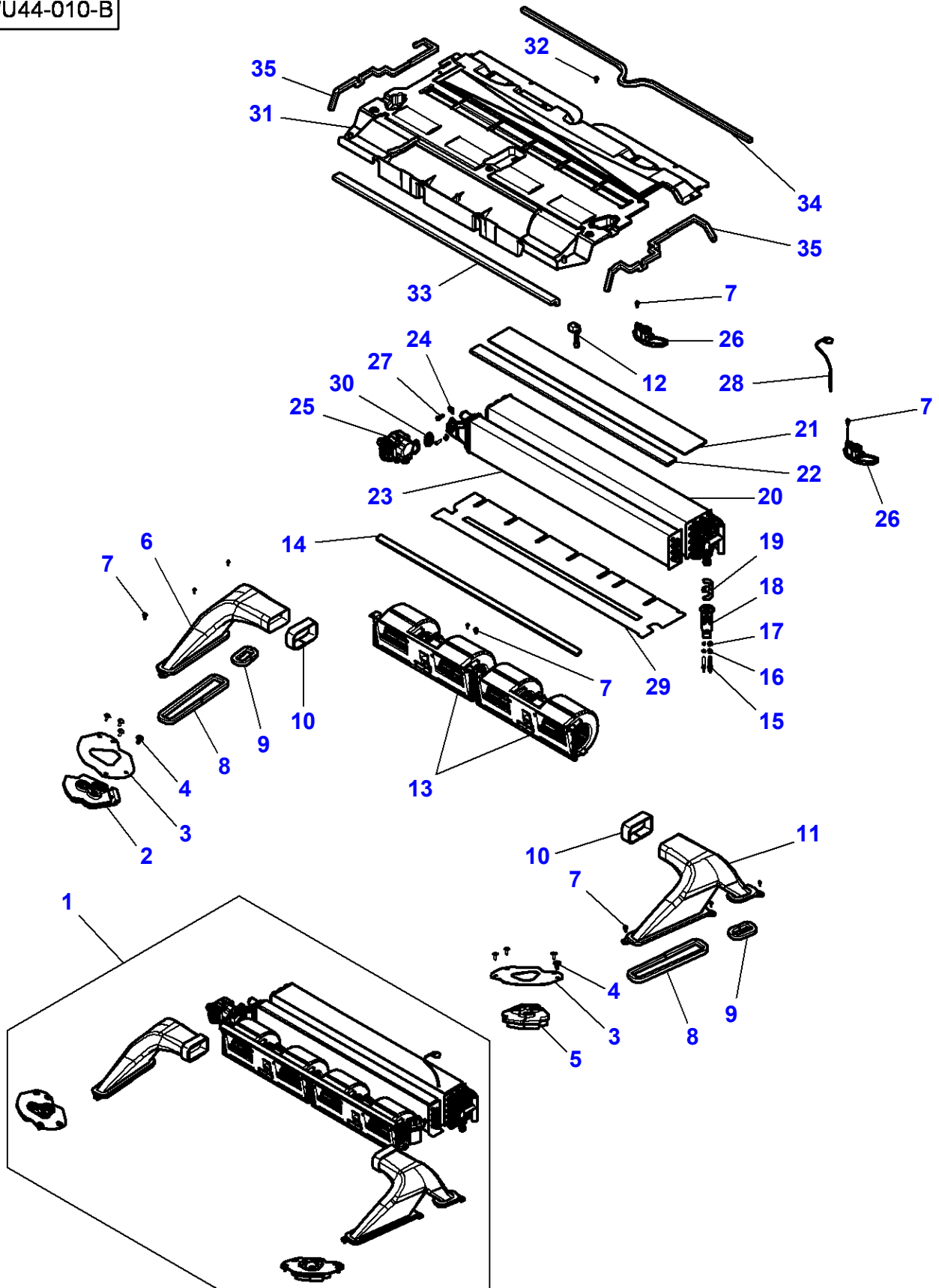


## Air Conditioner - Manual Air Conditioner

Item	Part Number	Qty	Description	Comments
1	4289501M91	1	Heater	
2	4292643M1	1	Grommet	(1)
3	4288639M1	2	Plate	(1)
4	4292682M1	8	Screw	(1)
5	4288640M1	1	Grommet	(1)
6	4289462M1	1	Duct	(1)
7	4285062M1	15	Screw	(1)
8	4292684M1	2	Gasket	(1)
9	4289505M1	2	Gasket	(1)
10	4289542M1	2	Seal	(1)
11	4289461M1	1	Duct	(1)
12	4289586M1	2	Governor	(1)
13	4284951M1	2	Fan	(1)
14	4289543M1	1	Gasket	(1)
15	3904323M1	2	Tube	(1)
16	390995X1	2	Nut	(1)
17	390146X1	2	Washer Metric	(1)
18	4289594M1	1	Valve	(1)
19	4288651M1	1	Plate	(1)
20	4284950M1	1	Evaporator	(1)
21	4288655M1	1	Gasket	(1)
22	4288646M1	1	Seal	(1)
23	4284949M1	1	Radiator	(1)
24	3902090M1	2	Nut	(1)
25	4285034M1	1	Cock	(1)
26	4289591M1	1	Spring	(1)
27	3904319M1	2	Screw	(1)
28	<b>4289593M1</b>	1	Thermostat	(1)
29	4285032M1	1	Cover	(1)
30	F931.812.140.040	1	Joint.	(1)
31	4292623M1	1	Cover	
32	4285062M1	12	Screw	Up to Serial or Engine Number ...
	3015048X1	12	Screw	From Serial or Engine Number ...
33	4289546M1	1	Gasket	
34	4289544M1	1	Gasket	
35	4289545M1	2	Gasket	Up to Serial or Engine Number ...
36	4285060M1	1	Pull	
37	4292665M1	2	Gasket	From Serial or Engine Number ...
38	4347363M1	1	Pipe,Water	From Serial or Engine Number ...
39	4347364M1	1	Seal	From Serial or Engine Number ...
40	4292652M1	1	Gasket	From Serial or Engine Number ...
41	4292653M1	1	Gasket	From Serial or Engine Number ...
42	4292668M1	2	Gasket	From Serial or Engine Number ...

MF 8650 TRACTOR - 3906210  
1-WU44-010-B

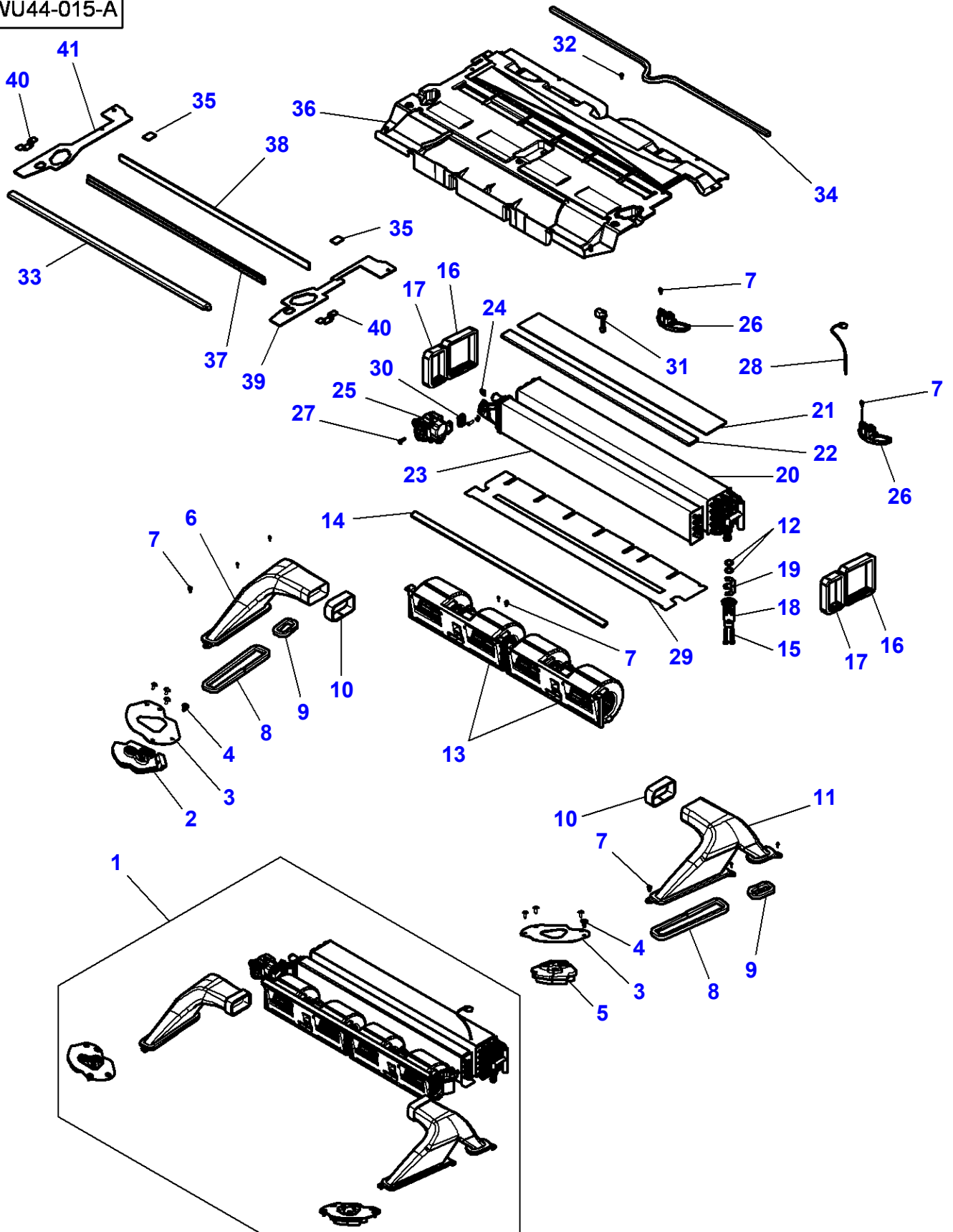
1-WU44-010-B



Item	Part Number	Qty	Description	Comments
1	4288635M91	1	Heater	
2	4292643M1	1	Grommet	(1)
3	4288639M1	2	Plate	(1)
4	4292682M1	8	Screw	(1)
5	4288640M1	1	Grommet	(1)
6	4289462M1	1	Duct	(1)
7	4285062M1	15	Screw	(1)
8	4292684M1	2	Gasket	(1)
9	4289505M1	2	Gasket	(1)
10	4289542M1	2	Seal	(1)
11	4289461M1	1	Duct	(1)
12	4289595M1	1	Sensor	(1)
13	4284951M1	2	Fan	(1)
14	4289543M1	1	Gasket	(1)
15	3904323M1	2	Tube	(1)
16	390995X1	2	Nut	(1)
17	390146X1	2	Washer Metric	(1)
18	4289594M1	1	Valve	(1)
19	4288651M1	1	Plate	(1)
20	4284950M1	1	Evaporator	(1)
21	4288655M1	1	Gasket	(1)
22	4288646M1	1	Seal	(1)
23	4284949M1	1	Radiator	(1)
24	3902090M1	2	Nut	(1)
25	4289592M91	1	Cock	(1)
26	4289587M1	1	Governor	(1)
27	3904319M1	2	Screw	(1)
28	4288662M1	1	Temp. Sensor	(1)
29	4285032M1	1	Cover	(1)
30	F931.812.140.040	1	Joint.	(1)
31	4292623M1	1	Cover	
32	4285062M1	12	Screw	
33	4289546M1	1	Gasket	
34	4289544M1	1	Gasket	
35	4289545M1	2	Gasket	

MF 8650 TRACTOR - 3906210  
1-WU44-015-A

1-WU44-015-A

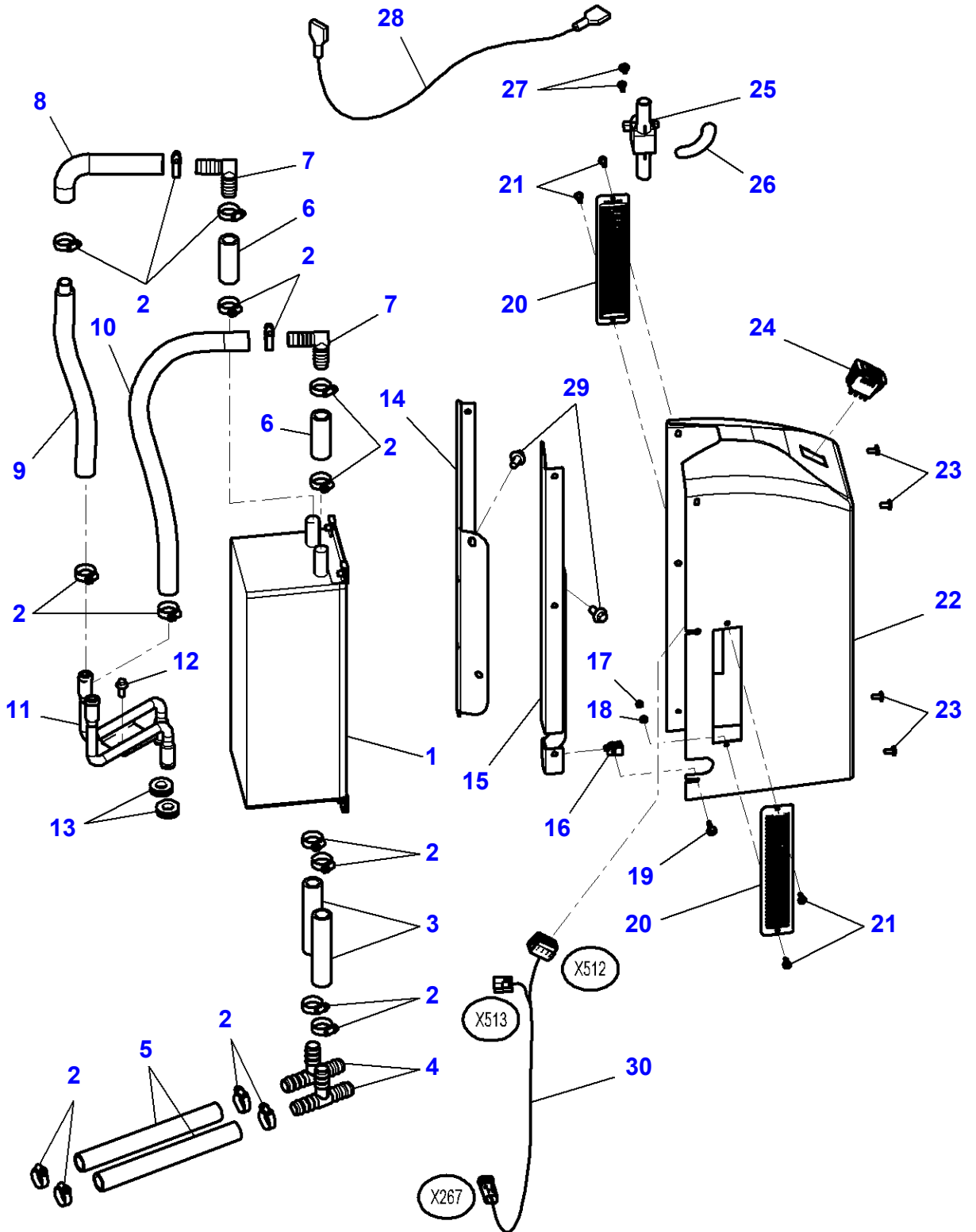


## Air Conditioner - Automatic Air Conditioner - From ...

Item	Part Number	Qty	Description	Comments
1	4288635M91	1	Heater	
2	4292643M1	1	Grommet	(1)
3	4288639M1	2	Plate	(1)
4	4292682M1	8	Screw	(1)
5	4288640M1	1	Grommet	(1)
6	4289462M1	1	Duct	(1)
7	4285062M1	15	Screw	(1)
8	4292684M1	2	Gasket	(1)
9	4289505M1	2	Gasket	(1)
10	4289542M1	2	Seal	(1)
11	4289461M1	1	Duct	(1)
12	4347375M1	2	O Ring	(1)
13	4284951M1	2	Fan	(1)
14	4289543M1	1	Gasket	(1)
15	3008596X1	2	Bolt	(1)
16	4292667M1	2	Gasket	(1)
17	4292666M1	2	Gasket	(1)
18	4289594M1	1	Valve	(1)
19	4288651M1	1	Plate	(1)
20	4284950M1	1	Evaporator	(1)
21	4288655M1	1	Gasket	(1)
22	4288646M1	1	Seal	(1)
23	4284949M1	1	Radiator	(1)
24	3902090M1	2	Nut	(1)
25	F931.812.140.050	1	Valve	(1)
26	4289587M1	1	Governor	(1)
27	3904319M1	2	Screw	(1)
28	4288662M1	1	Temp. Sensor	(1)
29	4285032M1	1	Cover	(1)
30	F931.812.140.040	1	Joint.	(1)
31	4289595M1	1	Sensor	(1)
32	3015048X1	12	Screw	
33	4289546M1	1	Gasket	
34	4289544M1	1	Gasket	
35	4292668M1	2	Gasket	
36	4292623M1	1	Cover	
37	4347363M1	1	Pipe,Water	
38	4347364M1	1	Seal	
39	4292652M1	1	Gasket	
40	4292665M1	2	Gasket	
41	4292653M1	1	Gasket	



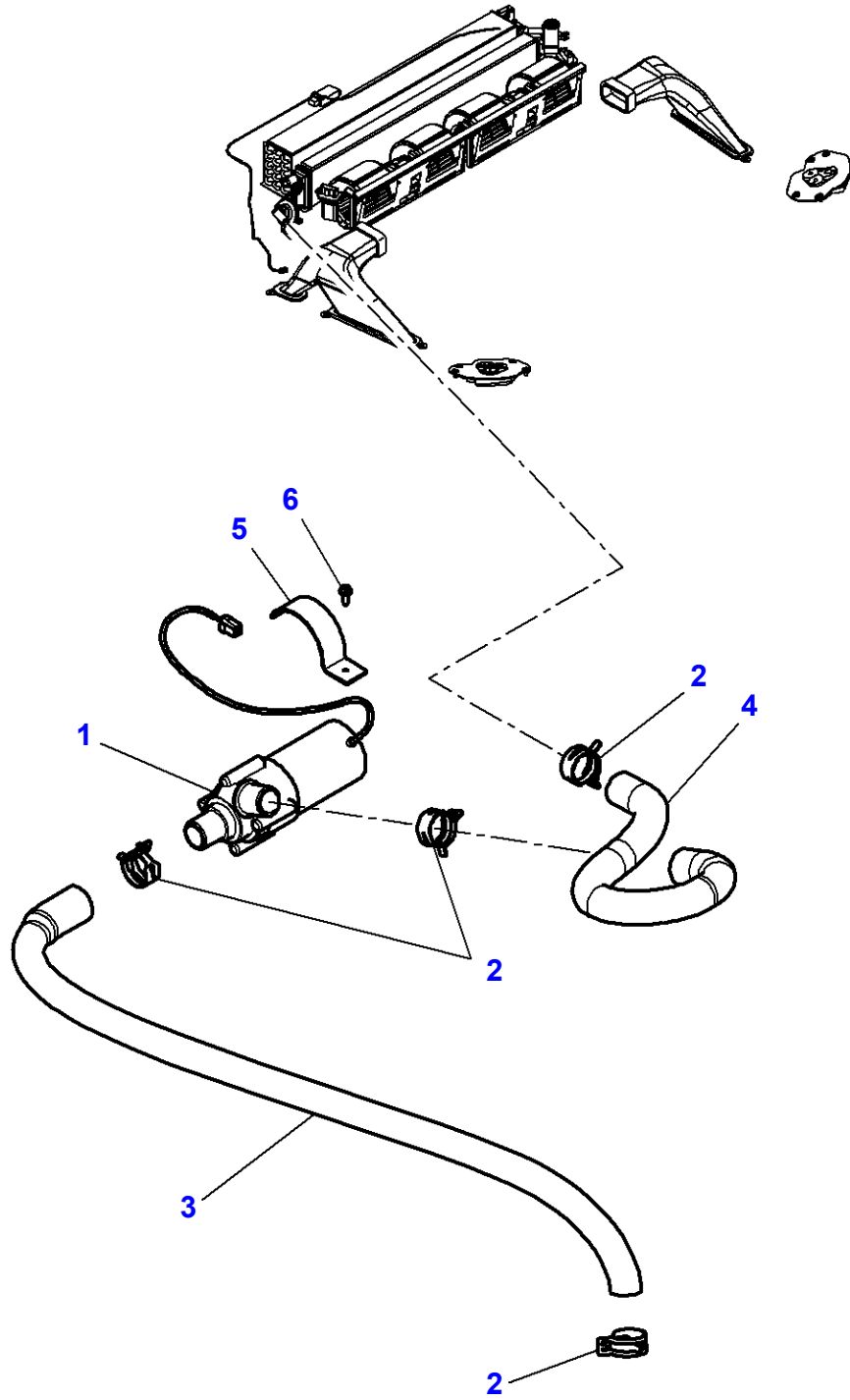
1-WU44-011-C



## Air Conditioner - Additional Heater

Item	Part Number	Qty	Description	Comments
1	4295067M91	1	Block	
2	3019564X1	18	Hose Clip	Diameter 16 MM Up to Serial or Engine Number 04-MAY-2009
	3820729M1	18	Hose Clip	Diameter 25 MM From Serial or Engine Number 05-MAY-2009
3	4295136M1	2	Hose	Length 100 MM Up to Serial or Engine Number U124014
4	3010683X1	2	T-Piece	
5	4295135M1	2	Pipe	Length 200 MM
6	4295117M1	2	Pipe	
7	3788222M1	2	Elbow	
8	4295069M1	1	Pipe	
9	4295070M1	1	Pipe	
10	4295071M1	1	Hose	
11	4295068M1	1	Pipe	
12	3009182X1	1	Carriage Bolt	M6 X 16
13	831935M1	2	Grommet	Diameter 12,7 MM
14	4295107M3	1	Support	Right Hand
15	4295108M3	1	Support	Left Hand
16	4289782M1	10	Nut	4 X 2,5 - 5,5
17	1443615X1	4	Nut	M4
18	3001856X1	4	Washer	Diameter 4 - 12 X 1,1
19	4289783M1	10	Screw	M4 X 20
20	4295116M1	2	Grille	
21	3010559X1	4	Screw	M4 X 12
22	4295109M3	1	Envelope	
23	3010578X1	4	Screw	M5 X 10 Up to Serial or Engine Number AUG-2009
	3010506X1	4	Screw	M5 X 16 From Serial or Engine Number AUG-2009
24	4297780M1	1	Switch	
25	4295115M1	1	Cock	
26	4295137M1	1	Decal	
27	4281430M1	2	Screw	M14 X 10
28	4270484M1	1	Switch, Indirect	
29	3009920X1	4	Carriage Bolt	M8 X 16
30	4299327M1	1	Harness	

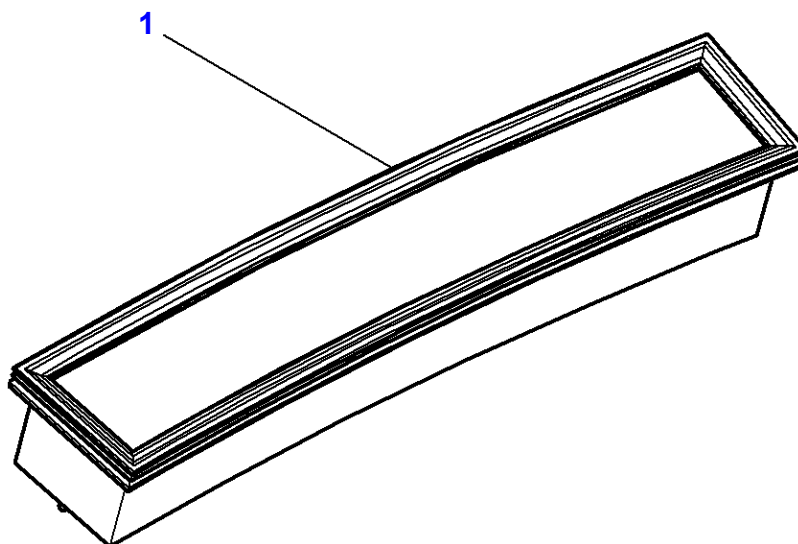
1-WU49-004-A



**Massey Ferguson****MF 8650 TRACTOR - 3906210****3906210****Heater - High Cold - Standard Roof****Page 110-0175**

<b>Item</b>	<b>Part Number</b>	<b>Qty</b>	<b>Description</b>	<b>Comments</b>
1	4292649M91	1	Water Pump	
2	3820729M1	4	Hose Clip	Diameter 25 MM
3	4288667M1	1	Hose	
4	4288677M1	1	Hose	Up to Serial or Engine Number ...
	4295163M1	1	Tube	From Serial or Engine Number ...
5	4288676M1	1	Support	
6	4292677M1	1	Screw	M4,2 X 16

1-WU48-006-A



**Massey Ferguson**

**MF 8650 TRACTOR - 3906210**

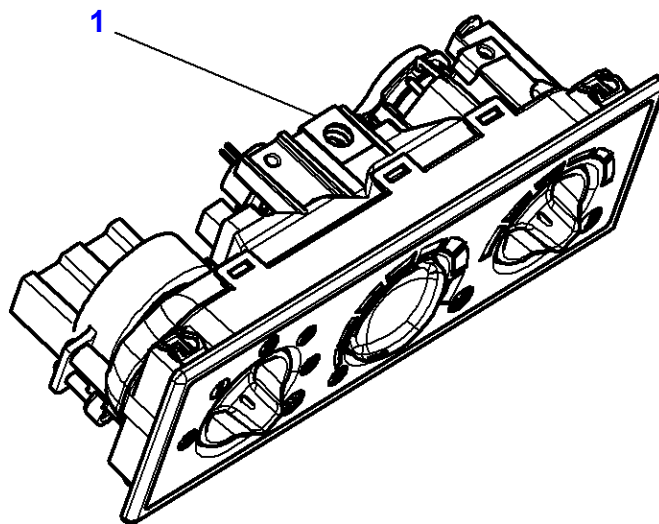
**3906210**

**Cab Filter**

**Page 110-0180**

<b>Item</b>	<b>Part Number</b>	<b>Qty</b>	<b>Description</b>
1	4284929M2	1	Cab Filter

1-WU40-008-A



**Massey Ferguson**

**MF 8650 TRACTOR - 3906210**

**3906210**

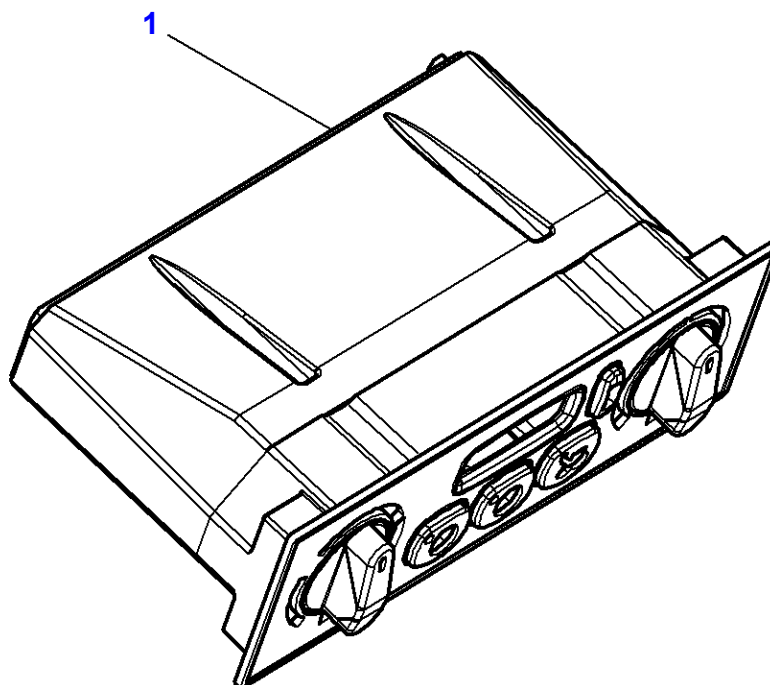
**Heater Control - Manual Air Conditioner**

**Page 110-0185**

<b>Item</b>	<b>Part Number</b>	<b>Qty</b>	<b>Description</b>
1	4289508M91	1	Plate Control



1-WU40-009-A



**Massey Ferguson**

**MF 8650 TRACTOR - 3906210**

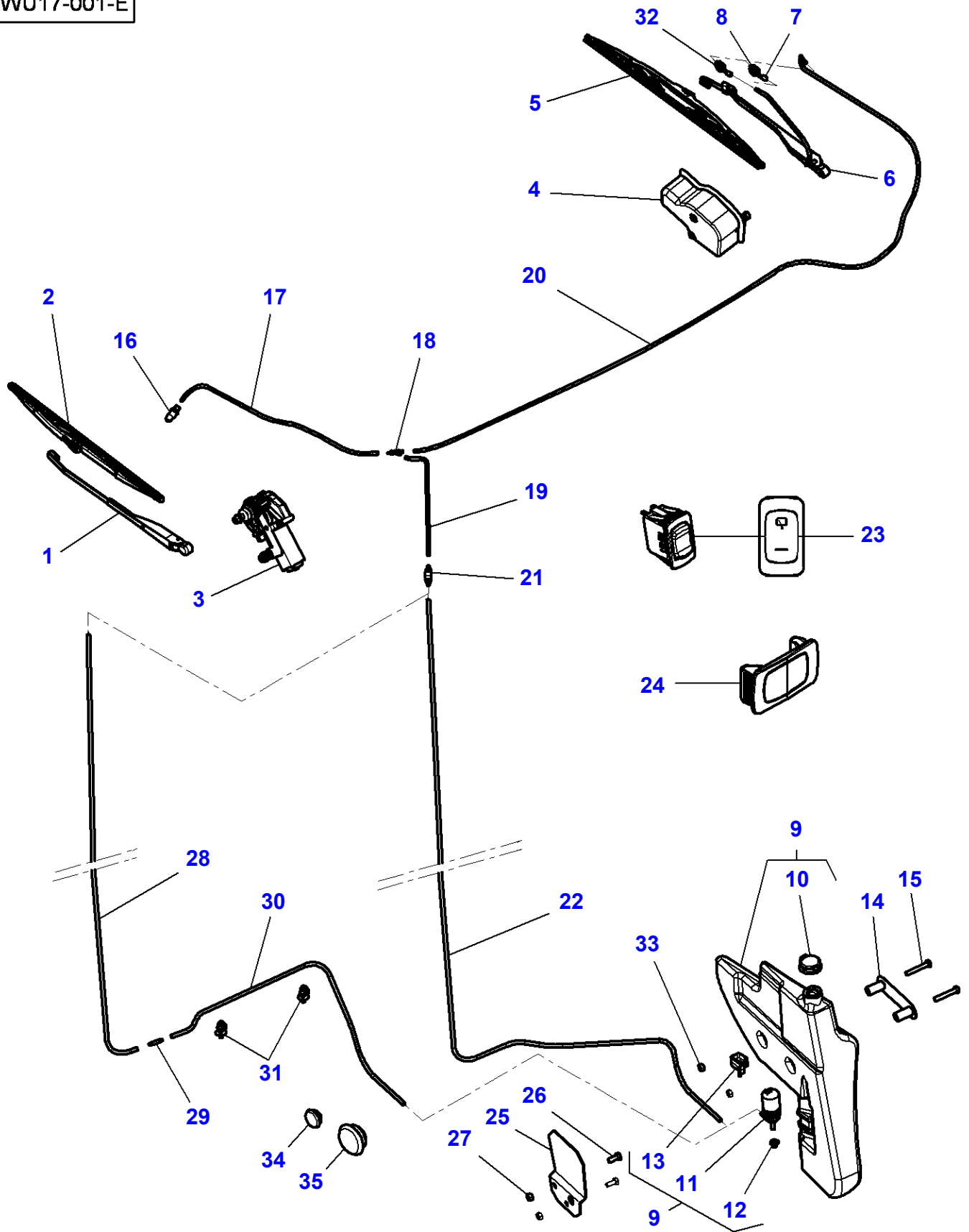
**3906210**

**Heater Control - Automatic Air Conditioner**

**Page 110-0190**

<b>Item</b>	<b>Part Number</b>	<b>Qty</b>	<b>Description</b>
1	4288672M91	1	Plate Control

1-WU17-001-E

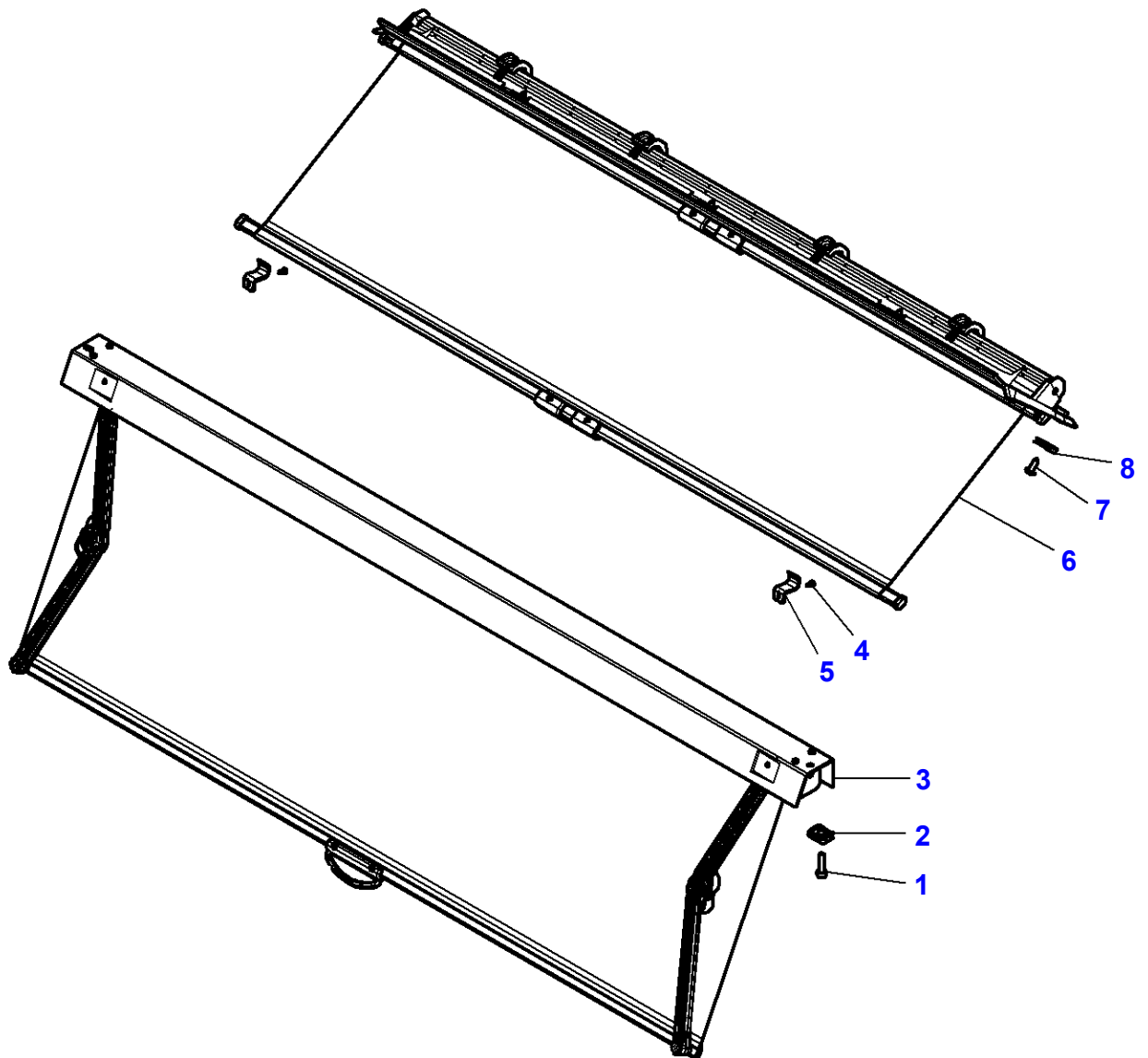


## Windscreen Wiper

Item	Part Number	Qty	Description	Comments
1	4295432M1	1	Wiper Arm	
2	<b>4295433M1</b>	1	Wiper Blade	
3	4294850M1	1	Wiper Motor	
4	4294854M2	1	Wiper Motor	
5	<b>4278556M1</b>	1	Wiper Blade	
6	4275050M1	1	Wiper Arm	
7		1	Union	Up to Serial or Engine Number 24-MAY-2009
8	4277500M1	1	Union	Up to Serial or Engine Number 24-MAY-2009
9	4288880M91	1	Tank	
10	3106496M1	1	Plug	(9)
11	3582441M1	1	Water Pump	(9)
12	3582443M1	1	Gasket	(9)
13	4295817M1	1	Clip	(9)
14	4288215M1	1	Support	
15	339168X1	2	Hex Cap Screw	M8 X 50
16		1	Jet	
17		1	Hose Flexible	Length 1320 MM
18		1	T-Piece	
19		1	Hose Flexible	Length 720 MM
20		1	Hose Flexible	Length 1700 MM
21	3583086M1	1	Pressure Valve	
22	4289198M2	1	Hose Flexible	Length 3500 MM Up to Serial or Engine Number MAY-2009
23	<b>4289930M1</b>	1	Switch,Indirect	
24	4292009M1	1	Plug	
25	4298104M1	1	Cowl	
26	339123X1	2	Hex Cap Screw	M8 X 20
27	339169X1	2	Nut	M8
28	4289198M3	1	Hose Flexible	Length 2900 MM From Serial or Engine Number MAY-2009
29	3715074M1	1	Union	From Serial or Engine Number U030001
30	4297698M1	1	Hose Flexible	Length 600 MM From Serial or Engine Number U030001
31	3389841M1	2	Clip	From Serial or Engine Number MAY-2009
32	4348730M91	1	Elbow Union	From Serial or Engine Number 25-MAY-2009
33	339169X1	2	Nut	
34	4348246M1	1	Plug	[A] Diameter 14 MM From Serial or Engine Number 15-JUL-2009
35	4348247M1	1	Plug	[A] Diameter 24 MM From Serial or Engine Number 15-JUL-2009

**FOOTNOTE [A]** WITHOUT REAR WIPER AND WASHER WINDSCREEN

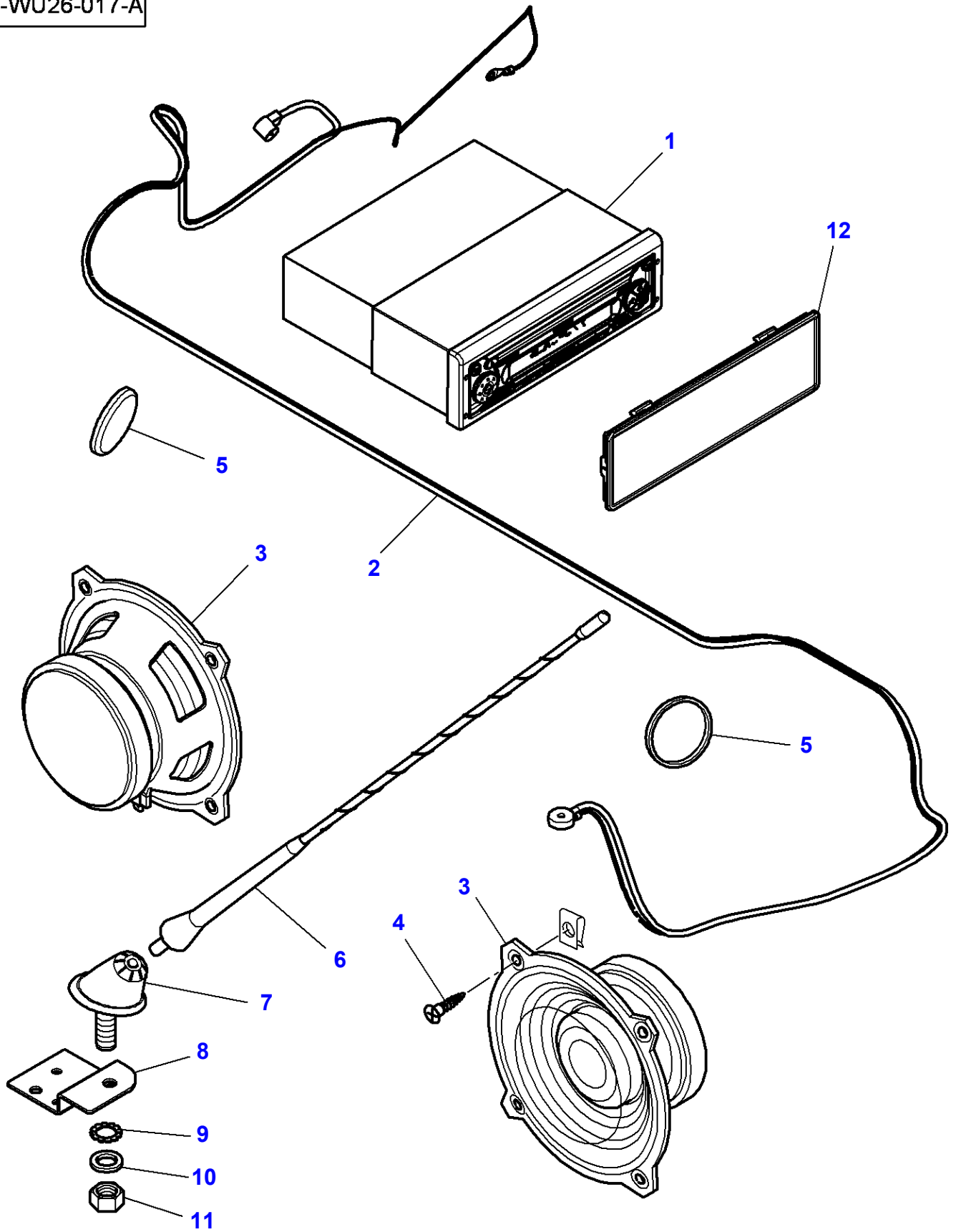
1-WU28-012-A



**Massey Ferguson****MF 8650 TRACTOR - 3906210****3906210****Canopy****Page 110-0200**

<b>Item</b>	<b>Part Number</b>	<b>Qty</b>	<b>Description</b>	<b>Comments</b>
1	3009273X1	2	Hex Socket Screw	M5 X 20
2	3715142M1	2	Spring Nut	
3	4289413M91	1	Sun Shield	
4	4292677M1	2	Screw	
5	4289415M91	2	Hook	
6	4289412M91	1	Sun Shield	
7	3580117M1	5	Self Tap Screws	Up to Serial or Engine Number 09-FEB-2009
	4292683M1	5	Screw	From Serial or Engine Number 10-FEB-2009
8	3715143M1	5	Spring Nut	

1-WU26-017-A



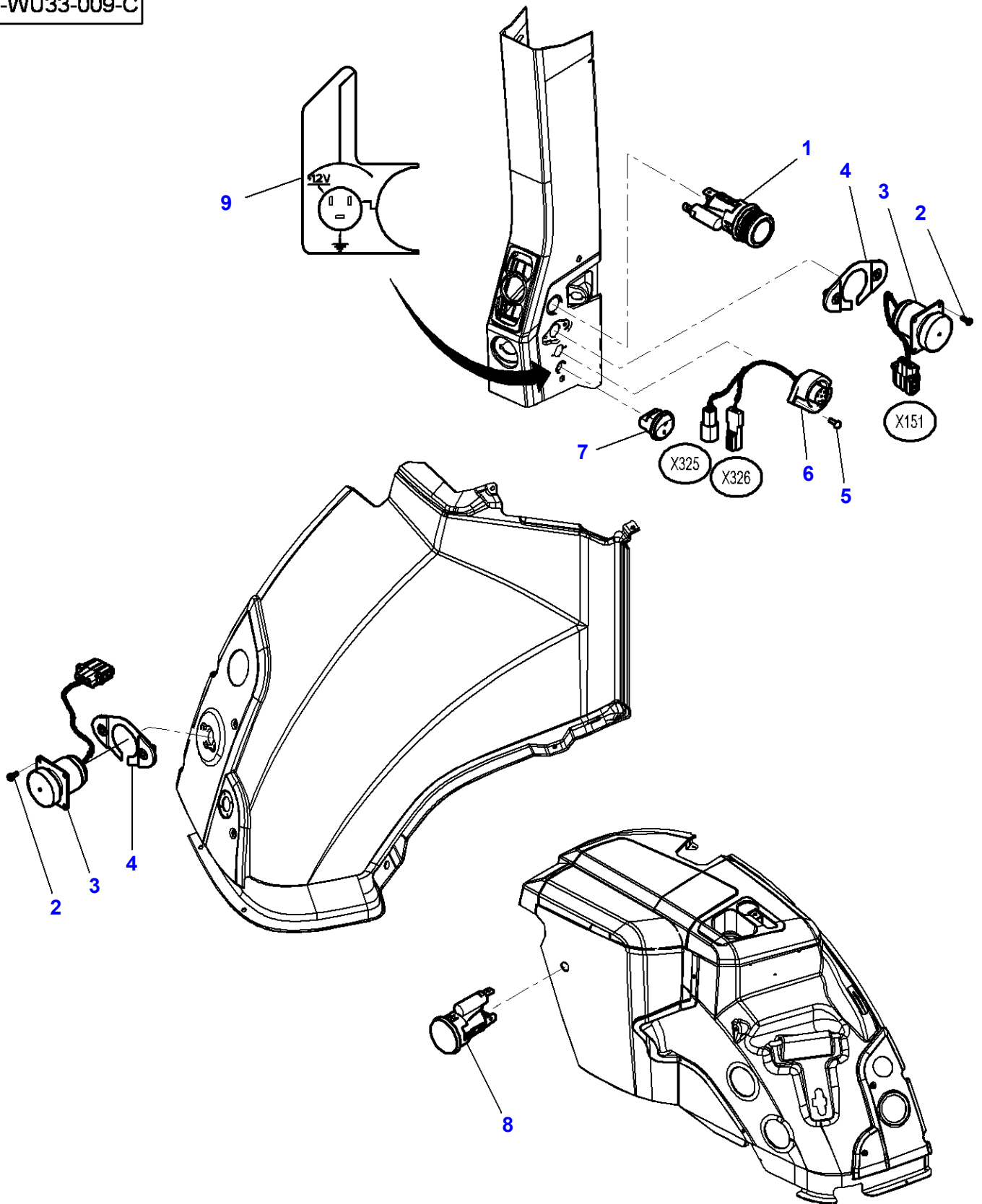
**Radio Installation**

<b>Item</b>	<b>Part Number</b>	<b>Qty</b>	<b>Description</b>	<b>Comments</b>
1	4293407M91	1	Radio Push Butt.	
	4293408M91	1	Radio Push Butt.	[A]
2	4289500M1	1	Cable	
3	4285063M1	2	Speaker	
4	4285062M1	8	Screw	M4 X 12
	3904319M1	8	Screw	Up to Serial or Engine Number 08-FEB-2009 From Serial or Engine Number 09-FEB-2009
5	4292678M1	2	Speaker	
6	4296568M1	1	Top Aerial	
7	4296569M91	1	Support	
8	4285076M1	1	Support	
9	1441100X1	1	Tooth Washer	Diameter 5.1 MM
10	3019560X1	1	Flat Washer	M5
11	1441494X1	1	Nut Metric	M5
12	4289409M91	1	Cover	[B]

**FOOTNOTE [A]** RADIO / MP3**FOOTNOTE [B]** WITHOUT RADIO



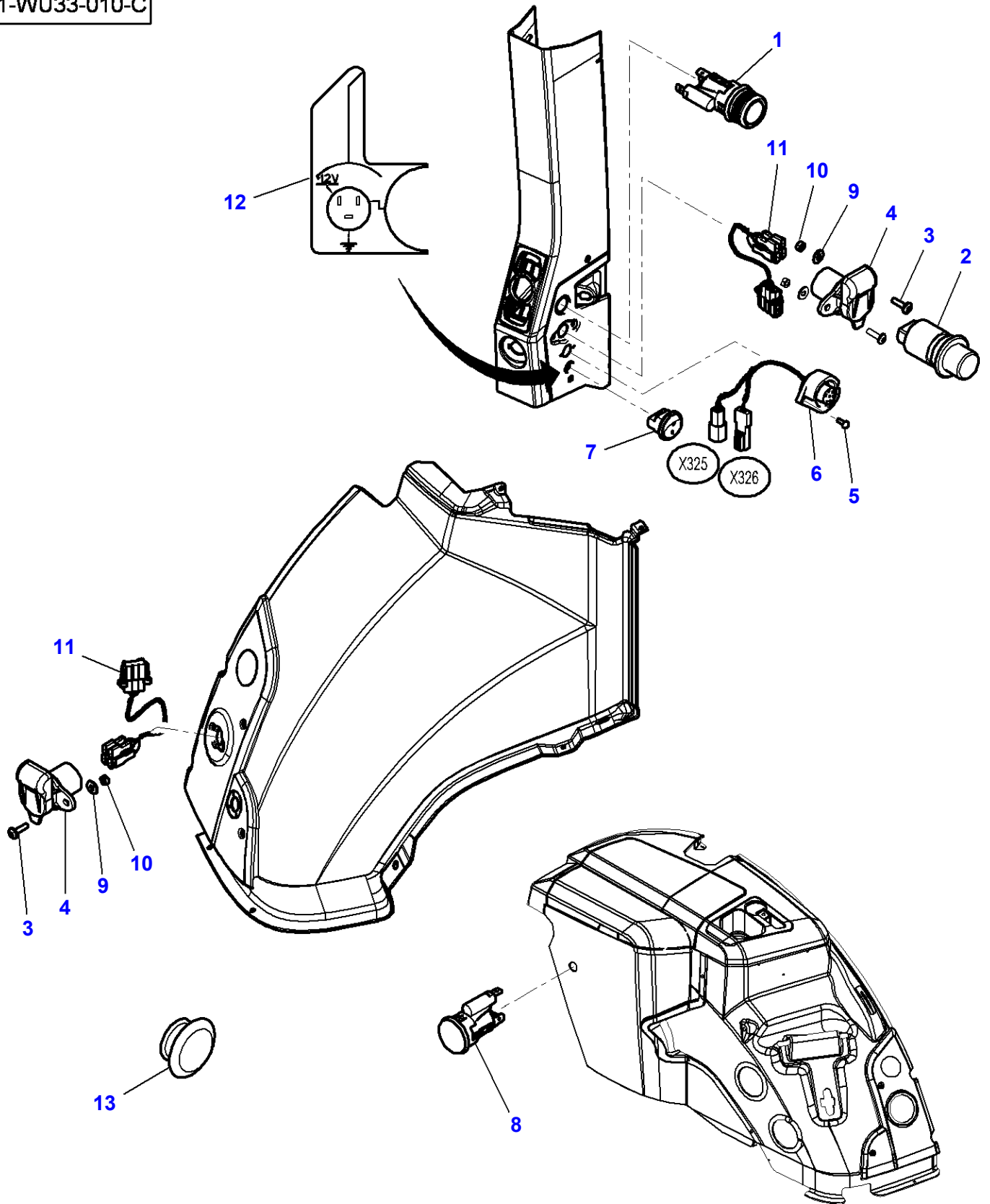
1-WU33-009-C



**Massey Ferguson****MF 8650 TRACTOR - 3906210****3906210****Electrical Plug & Cigar Lighter - SAE STANDARD****Page 110-0210**

<b>Item</b>	<b>Part Number</b>	<b>Qty</b>	<b>Description</b>	<b>Comments</b>
1	3617848M91	1	Lighter	
2	3010559X1	4	Screw	M4 X 12
3	4290574M1	2	Harness	
4	4273771M2	2	Plate	
5	3008617X1	2	Rivet	
6	4296266M1	1	Harness	
7	<b>4296294M2</b>	1	Switch	
8	4272534M1	1	Intake	
9	4299331M1	1	Decal	

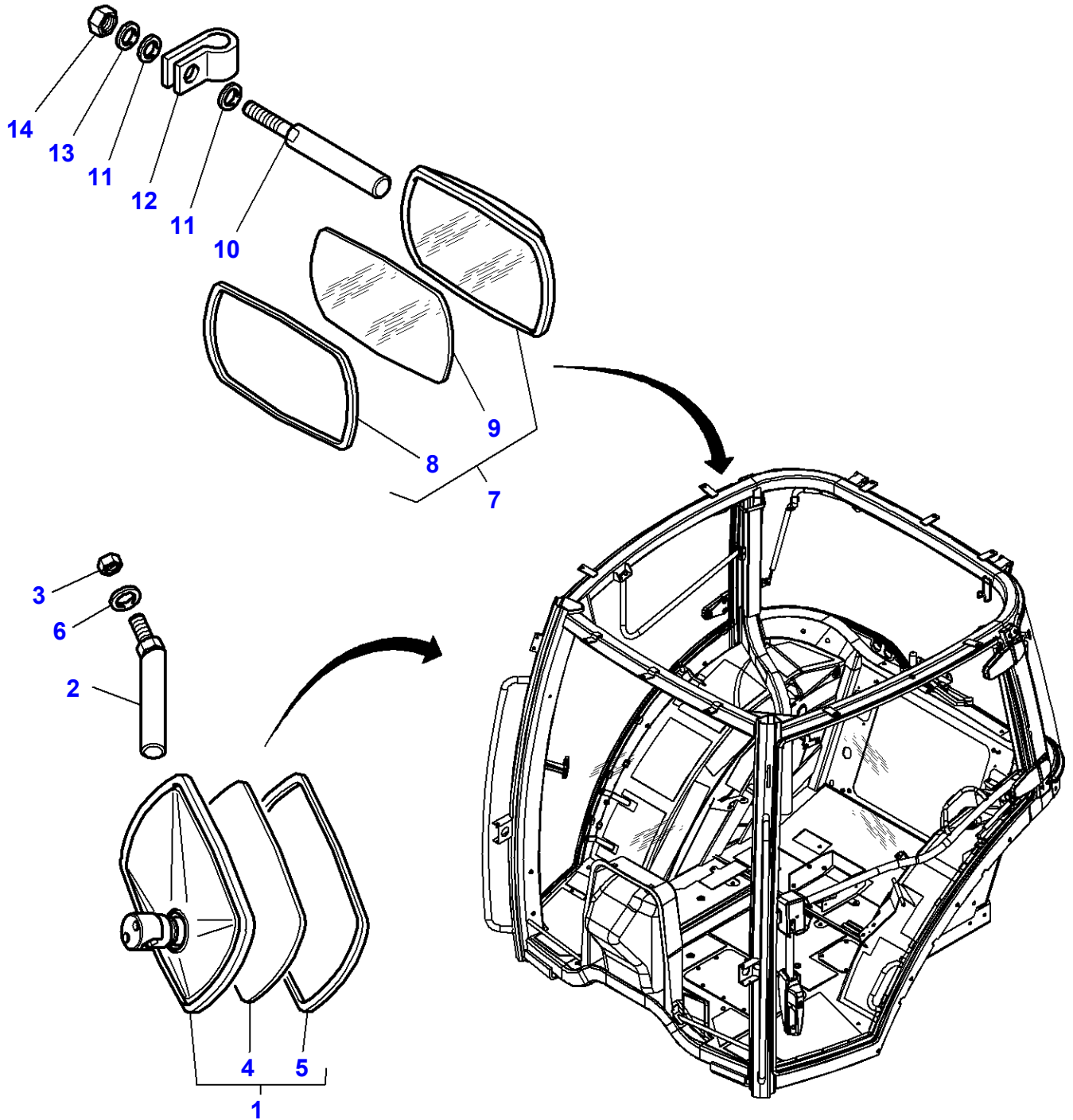
1-WU33-010-C



**Massey Ferguson****MF 8650 TRACTOR - 3906210****3906210****Electrical Plug & Cigar Lighter - EEC STANDARD****Page 110-0215**

<b>Item</b>	<b>Part Number</b>	<b>Qty</b>	<b>Description</b>	<b>Comments</b>
1	3617848M91	1	Lighter	
2	3713360M1	1	Electrical Plug	
3	3010804X1	4	Screw	
4	3760033M1	2	Electric Socket	
5	3008617X1	2	Rivet	
6	4296266M1	1	Harness	
7	<b>4296294M2</b>	1	Switch	
8	4272534M1	1	Intake	
9	3001856X1	4	Washer	
10	1443615X1	4	Nut	M4
11	4290575M1	2	Harness	
12	4299332M1	1	Decal	
13	4275985M1	3	Tap	Diameter 25,4 MM

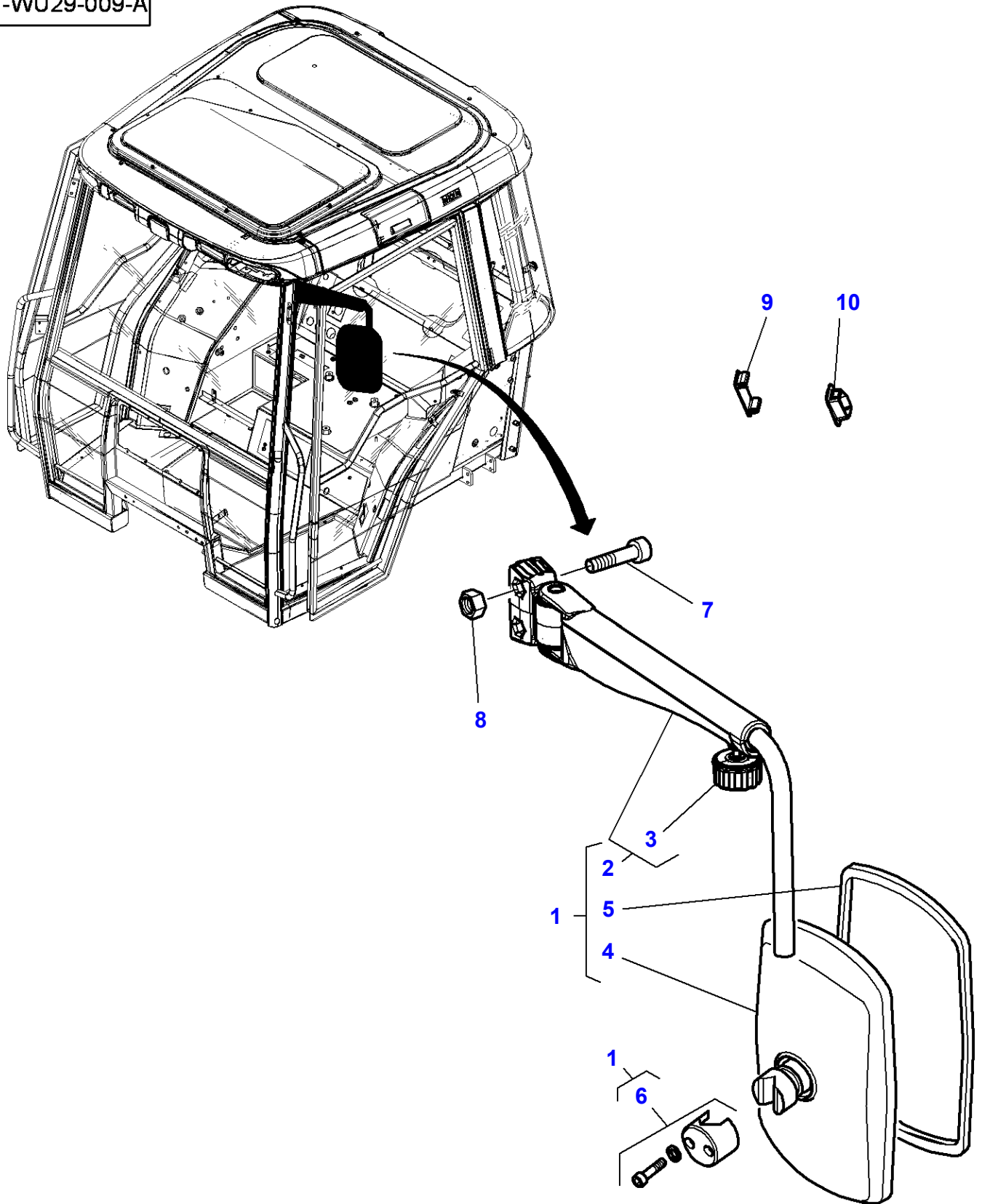
1-WU30-010-A



**Internal Mirrors**

<b>Item</b>	<b>Part Number</b>	<b>Qty</b>	<b>Description</b>	<b>Comments</b>
1	3806618M91	1	Mirror	
2	4295123M1	1	Clevis Pin	
3	339169X1	1	Nut	M8
4	3904487M1	1	Mirror Glass	(1)
5	3904491M1	1	Gasket	(1)
6	390972X1	1	Flat Washer	
7	3806618M91	1	Mirror	
8	3904491M1	1	Gasket	(7)
9	3904487M1	1	Mirror Glass	(7)
10	3581239M1	1	Clevis Pin	
11	385362X1	2	Flat Washer	Diameter 10-20 X 3
12	3581507M1	1	Clip	Diameter 18 - M10
13	391026X1	1	Tooth Washer	Diameter 10-18
14	339402X1	1	Nut	M10

1-WU29-009-A



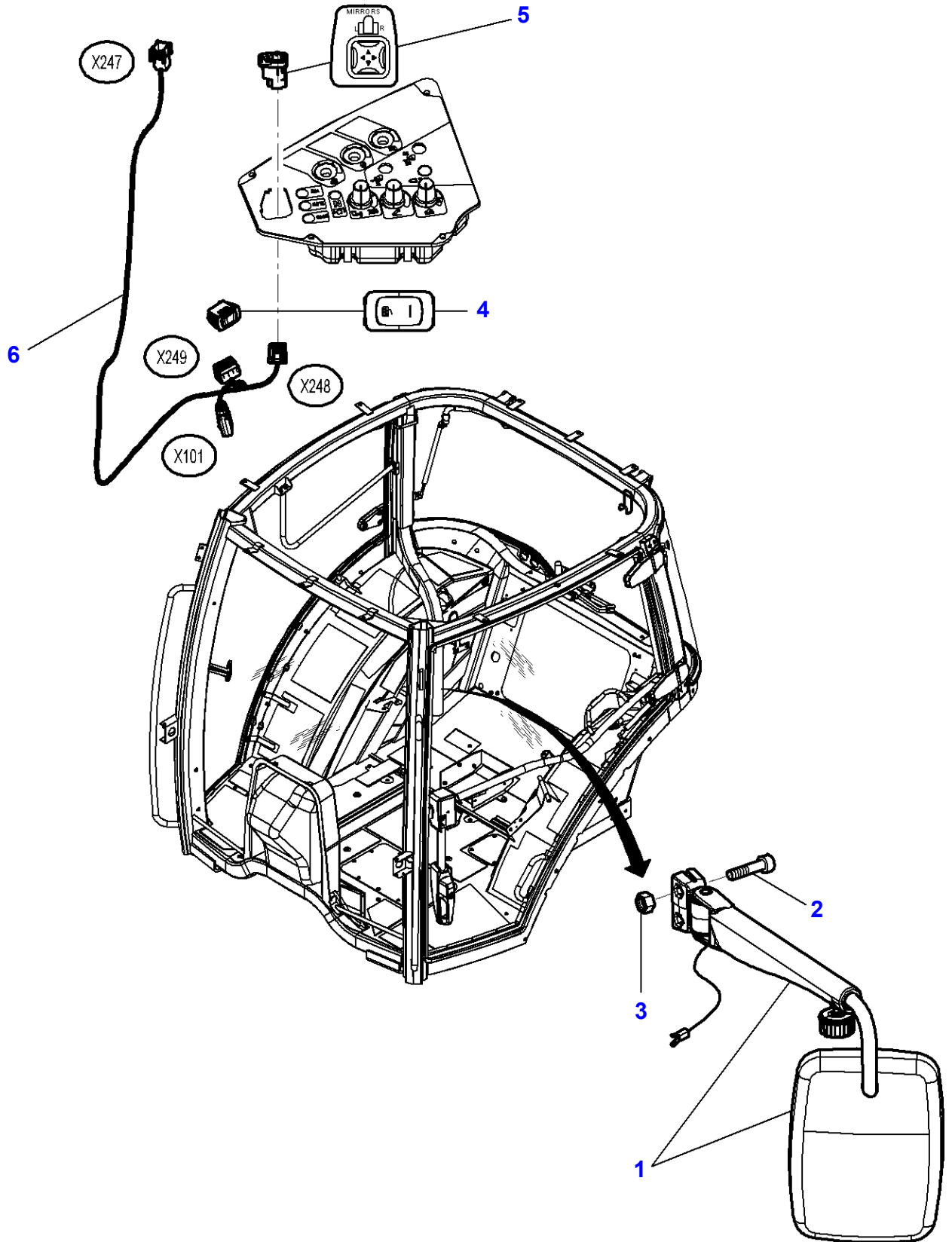
**External Mirrors**

<b>Item</b>	<b>Part Number</b>	<b>Qty</b>	<b>Description</b>	<b>Comments</b>
1	4285314M91	2	Mirror	[A]
2		1	Arm	(1)
3		1	Setscrew	(2)
4		1	Mirror	(1)
5		1	Mirror Glass	(1)
6		1	Parts Pack	(1)
7	3012020X1	4	Screw	M10 X 35
8	1440329X1	4	Locknut	M10
9	4292009M1	1	Plug	
10	4271912M1	1	Muff	

**FOOTNOTE [A]** DETAIL TO BE ADVISED



1-WU41-003-B

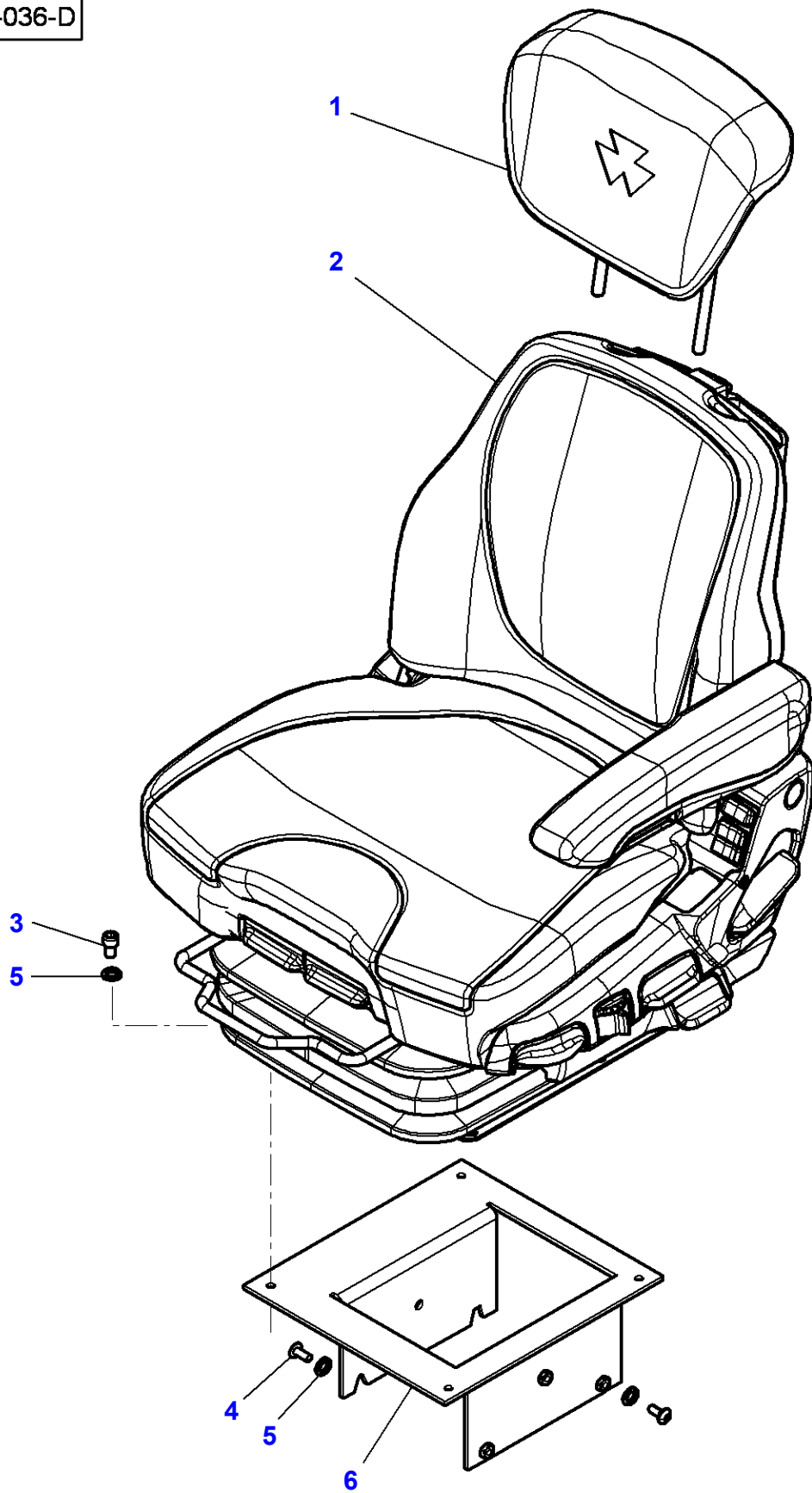


**Massey Ferguson****MF 8650 TRACTOR - 3906210****3906210****Electric Control Rear Reflecting Miror****Page 110-0230**

<b>Item</b>	<b>Part Number</b>	<b>Qty</b>	<b>Description</b>	<b>Comments</b>
1	4285316M92	1	Mirror	[A] Left Hand
	4289971M92	1	Mirror	[A] Right Hand
2	3012020X1	4	Screw	M10 X 35
3	1440329X1	4	Locknut	
4	<b>4289931M1</b>	1	Switch,Indirect	
5	4270273M1	1	Drive	
6	4289922M2	1	Harness	

**FOOTNOTE [A] DETAIL TO BE ADVISED**

1-WV01-036-D



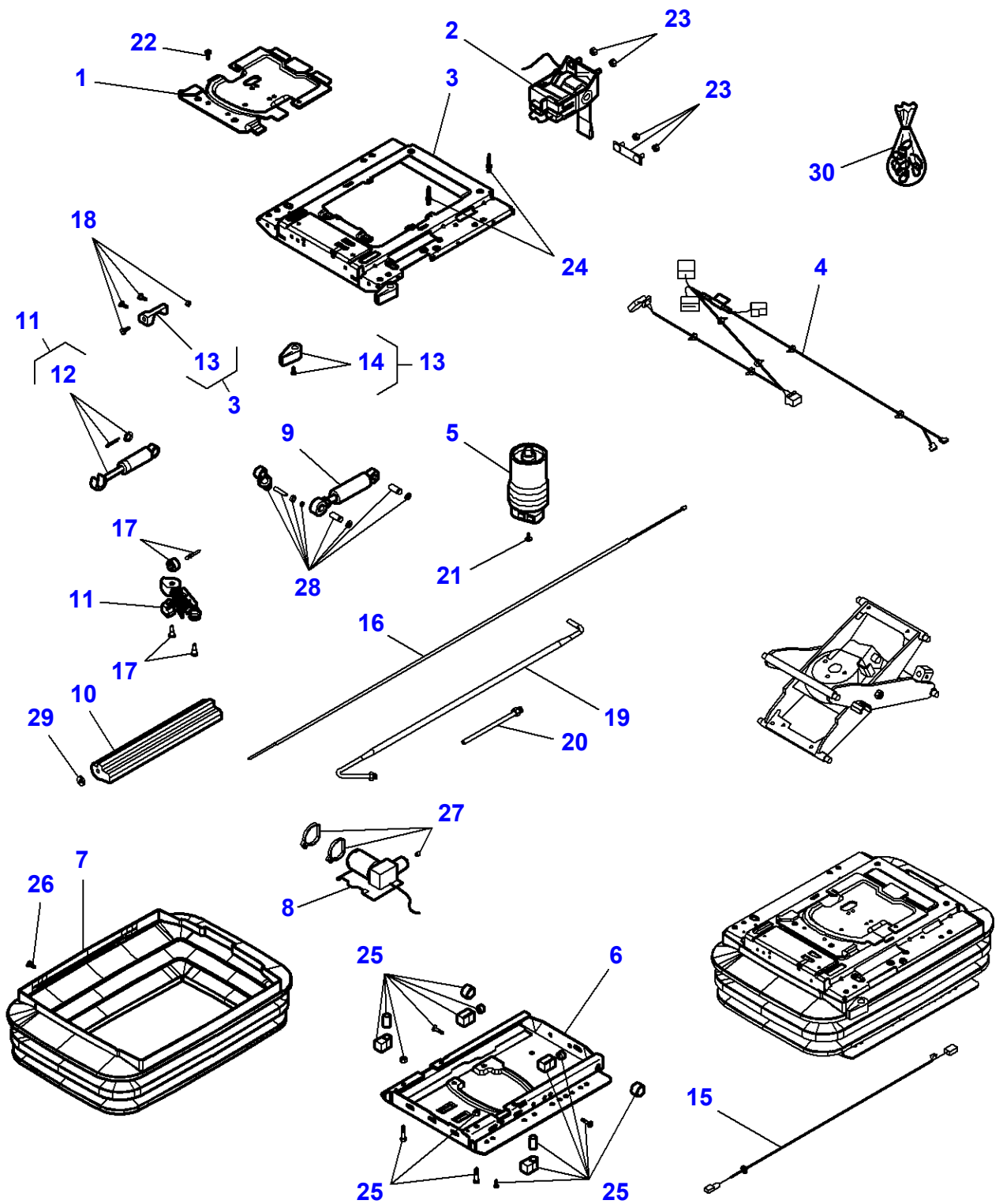
**Massey Ferguson****MF 8650 TRACTOR - 3906210****3906210****Seat - AIR PRESSURE SEAT WITH AUTOMATIC ADJUSTMENT****Page 110-0235**

<b>Item</b>	<b>Part Number</b>	<b>Qty</b>	<b>Description</b>	<b>Comments</b>
1	4289254M92	1	Head Rest	
2	4290898M92	1	Seat	[B] See Page - Reference Number 110-0240 See Page - Reference Number 110-0245
	4298310M92	1	Seat	[A] See Page - Reference Number 110-0240 See Page - Reference Number 110-0245
3	3009285X1	4	Hex Socket Screw	M8 X 16
4	339123X1	6	Hex Cap Screw	M8 X 20
5	390972X1	10	Flat Washer	Diameter 8-17 X 1,7
6	4297654M4	1	Support	

**FOOTNOTE [A] WITH SEAT BELT****FOOTNOTE [B] WITHOUT SEAT BELT**

MF 8650 TRACTOR - 3906210  
1-WV01-045-A

1-WV01-045-A

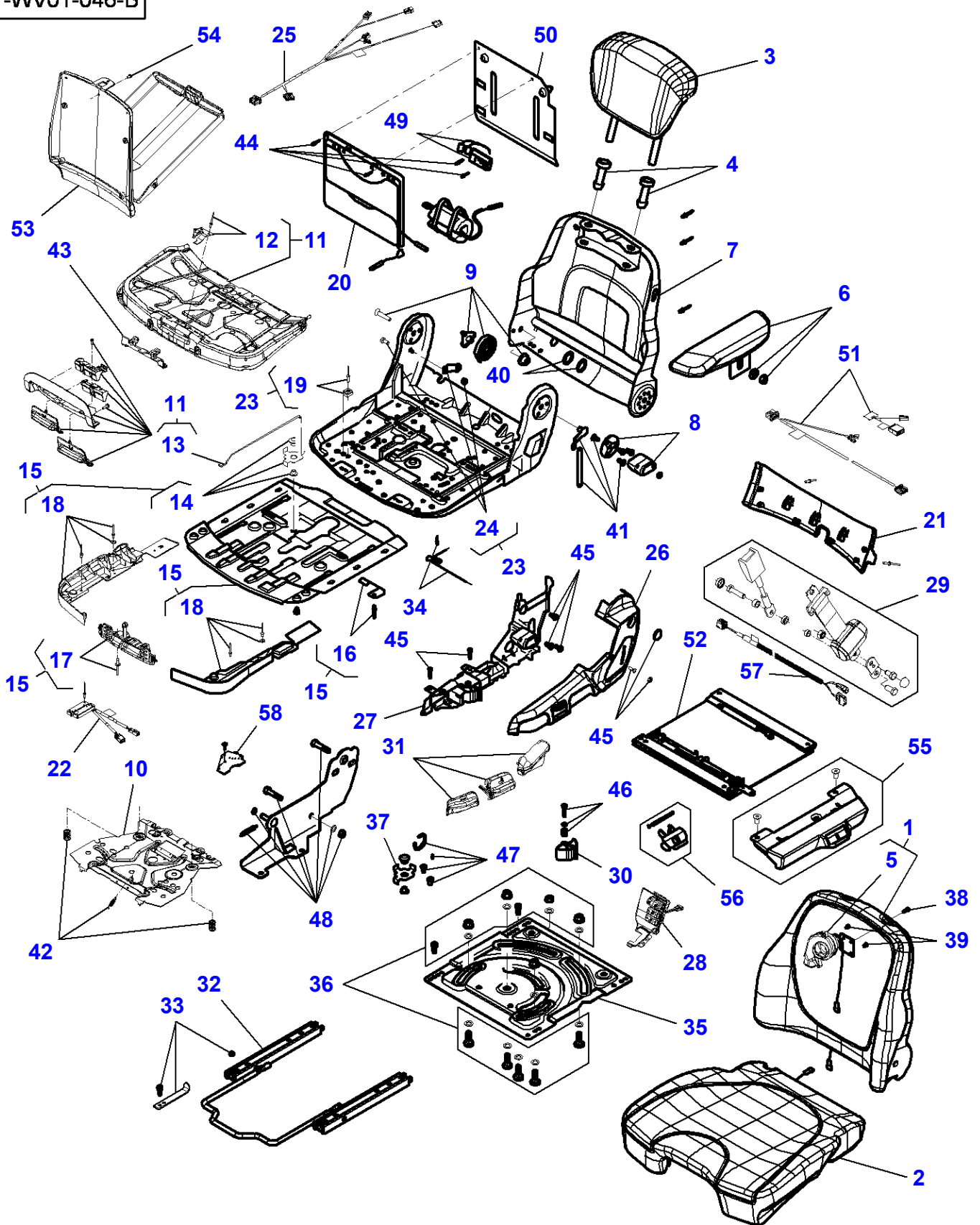


Seat Item	Part Number	Qty	Description	Comments
	4298310M92	1	Seat	[A]
	4290898M92	1	Seat	[A]
1	3905803M91	1	Cover	
2	3905804M91	1	Lever	
3	3905805M91	1	Suspension	
4	3905806M91	1	Harness	
5	F931.502.030.320	1	Air Suspension	
6	3905807M91	1	Suspension	
7	F930.500.030.760	1	Bellows	
8	F930.500.030.770	1	Compressor	
9	3905808M91	1	Shock Absorber	
10	F931.502.030.380	1	Supplement Volum	
11	V37823800	1	Shock Absorber	
12	F931.502.030.400	1	Shock Absorber	(11)
13	V37824000	1	Lever	(3)
14	F524.500.033.100	1	Handle	(13)
15	3905809M1	1	Cable	
16	3905810M1	1	Cable	
17	F931.502.030.530	1	Kit, Sundry	
18	3905811M91	1	Kit, Hardware	
19	3905812M91	1	Tube	
20	F931.502.030.470	1	Kit, Sundry	
21	<b>F930.500.030.880</b>	1	Kit, Sundry	
22	<b>F930.500.030.840</b>	1	Kit, Sundry	
23	V37825000	1	Kit, Sundry	
24	V37825100	1	Kit, Sundry	
25	F931.502.030.500	1	Kit, Sundry	
26	<b>F930.500.030.900</b>	1	Kit, Attaching.	
27	<b>F930.500.030.910</b>	1	Kit, Sundry	
28	3905813M91	1	Kit, Hardware	
29	F931.502.030.520	1	Kit, Sundry	
30	F931.502.030.330	1	Kit, Repair	

FOOTNOTE [A] AIR PRESSURE SEAT WITH AUTOMATIC ADJUSTMENT

MF 8650 TRACTOR - 3906210  
1-WV01-046-B

1-WV01-046-B



Seat Item	Part Number	Qty	Description	Comments
	4298310M92	1	Seat	[D]
	4298311M92	1	Seat	[C]
	4290898M92	1	Seat	[D]
	4290897M92	1	Seat	
1	3905814M91	1	Cushion	
2	3905815M91	1	Cushion	[B,D]
	3905900M91	1	Cushion	[C]
3	3905816M91	1	Head Rest	[B,D]
	4289254M92	1	Head Rest	[C]
4	F930.500.030.290	1	Guide Sleeve	(3)
5	F930.500.030.300	1	Fan	(1)
6	3905817M91	1	Armrest	
7	F930.500.030.310	1	Back Part	
8	F930.500.030.320	1	Adjustment	
9	3905818M91	1	Kit, Hardware	
10	F931.502.030.630	1	Pivot Plate	
11	F930.500.030.350	1	Angle Control	
12	F716.501.030.320	1	Sheet Metal	(11)
13	F930.500.030.360	1	Actuation	(11)
14	F716.501.030.090	1	Lever	(15)
15	F930.500.030.370	1	Adjustment	
16	F930.500.030.380	1	Sheet Metal	(15)
17	F716.501.030.180	1	Notched Plate	(15)
18	F716.501.030.170	1	Covering	(15)
19	F930.500.030.390	1	Slide	(23)
20	F931.502.030.640	1	Lumbar Support	
21	F930.500.030.410	1	Covering	
22	V37828000	1	Switch	
23	F930.500.030.420	1	Seat Plate	
24	F930.500.030.430	1	Stop	(23)
25	F931.502.030.660	1	Harness	[B,D]
	3905901M91	1	Harness	[C]
26	F930.500.030.450	1	Covering	
27	F930.500.030.460	1	Handle	
28	F931.502.030.680	1	Actuation	
29	3905819M91	1	Safety Belt	[A]
30	F930.500.030.490	1	Wheel Rim	
31	F930.500.030.500	1	Handle	
32	3905820M91	1	Kit, Slider	
33	3905821M91	1	Kit, Mounting	
34	F930.500.030.530	1	Bypass	
35	F930.500.030.540	1	Turntable	
36	F930.500.030.550	1	Attaching Part	
37	F930.500.030.560	1	Lever	
38	<b>F930.500.030.580</b>	1	Kit, Sundry	
39	<b>F930.500.030.590</b>	1	Kit, Sundry	
40	<b>F930.500.030.600</b>	1	Kit, Sundry	
41	<b>F930.500.030.610</b>	1	Kit, Sundry	
42	<b>F930.500.030.620</b>	1	Kit, Sundry	
43	<b>F930.500.030.630</b>	1	Kit, Sundry	
44	F931.502.030.700	1	Kit, Sundry	
45	<b>F930.500.030.650</b>	1	Kit, Sundry	
46	<b>F930.500.030.660</b>	1	Kit, Sundry	
47	<b>F930.500.030.670</b>	1	Kit, Sundry	
48	4297388M1	1	Support	
49	F931.502.030.760	1	Distributor	
50	F916.501.030.080	1	Plate	
51	F931.502.030.710	1	Harness	
52	3905822M91	1	Fit Plate Seat	
	3905902M91	1	Fit Plate Seat	
53	G515.500.030.100	1	Pocket	[B,D]
	V34150000	1	Box	[C]
54	3905823M91	1	Pocket	
55	3905824M91	1	Console	[B,D]
	3905903M91	1	Console	[C]
56	F931.502.030.750	1	Handle	
57	3905825M1	1	Harness	
58	3905904M91	1	Plate Clamping	[C]

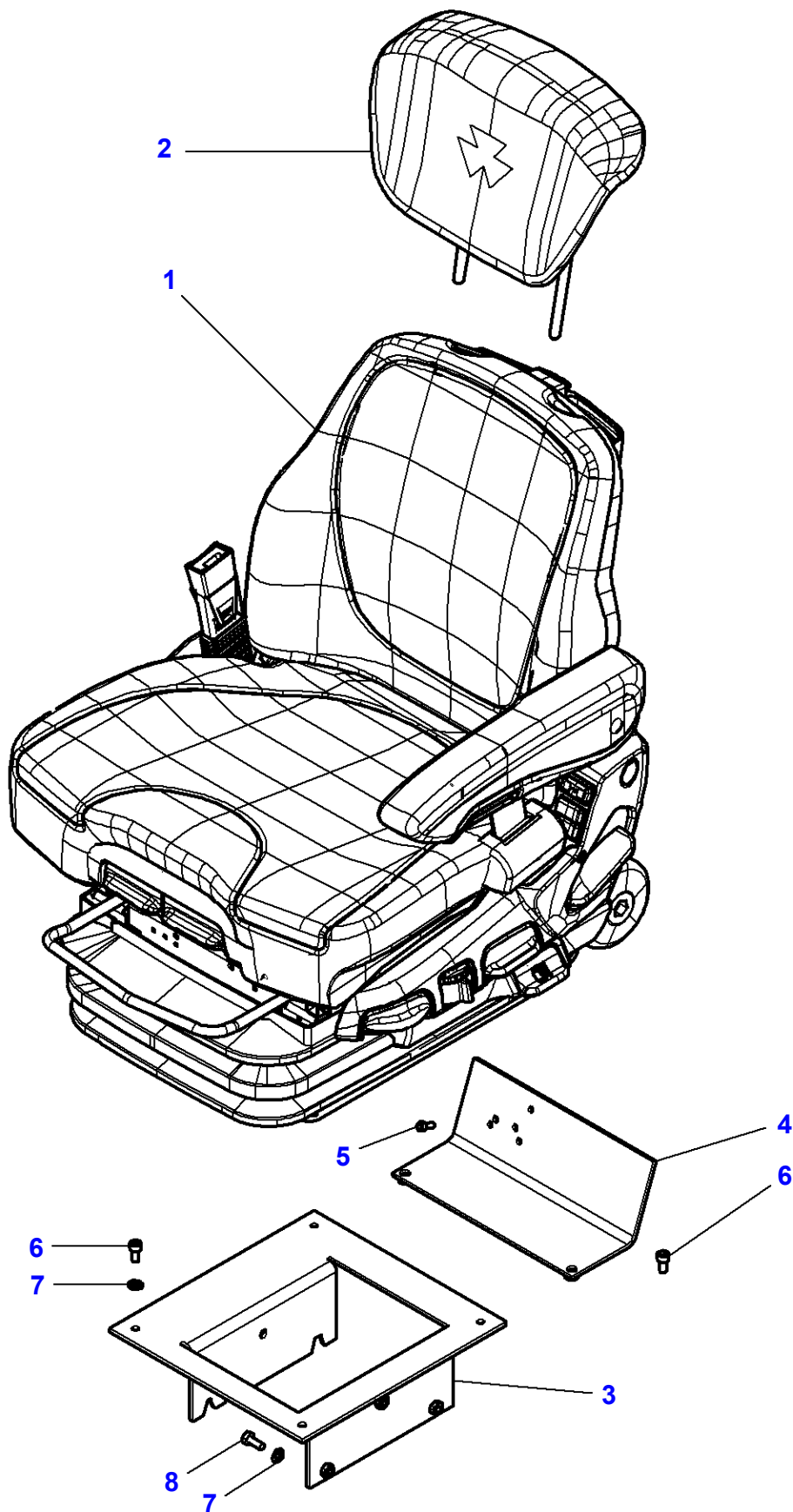
FOOTNOTE [A] INCLUDED IN 4298310M91 & 4298311M92

FOOTNOTE [B] AIR PRESSURE SEAT WITH AUTOMATIC ADJUSTMENT - LUXUY



Item	Part Number	Qty	Description	Comments
FOOTNOTE [C]			AIR PRESSURE SEAT WITH AUTOMATIC ADJUSTMENT WITH COMPRESSOR - LUXUY	
FOOTNOTE [D]			AIR PRESSURE SEAT WITH AUTOMATIC ADJUSTMENT	

1-WV01-048-A



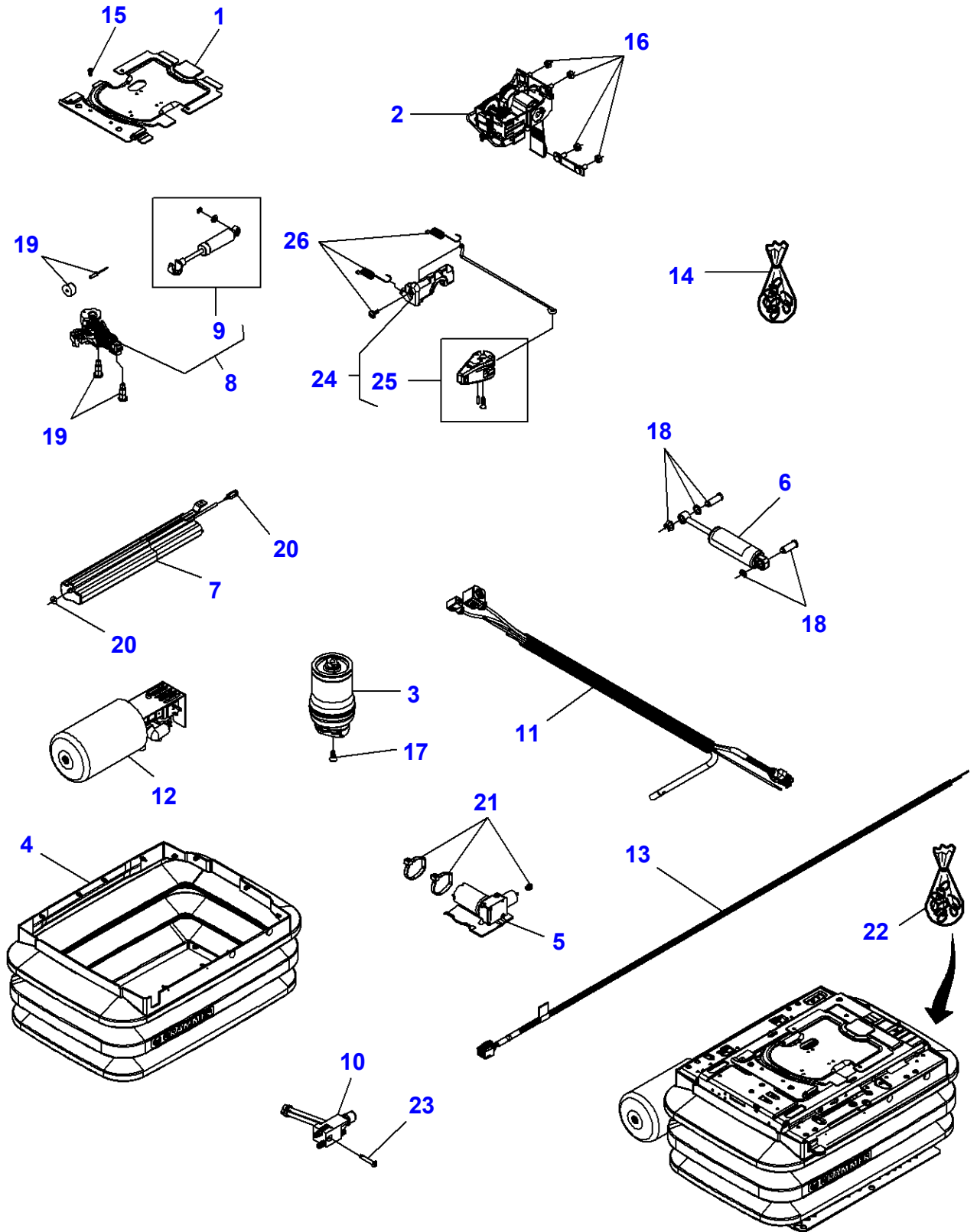
**Massey Ferguson****MF 8650 TRACTOR - 3906210****3906210****Seat - AIR PRESSURE SEAT WITH AUTOMATIC ADJUSTMENT WITH COMPRESSOR - LUXUY****Page 110-0250**

<b>Item</b>	<b>Part Number</b>	<b>Qty</b>	<b>Description</b>	<b>Comments</b>
1	4298311M92	1	Seat	[A] See Page - Reference Number 110-0255 See Page - Reference Number 110-0245
	4290897M92	1	Seat	[B] See Page - Reference Number 110-0255 See Page - Reference Number 110-0245
2	4289254M92	1	Head Rest	
3	4297654M4	1	Support	
4	4296920M93	1	Support	
5	3009281X1	3	Hex Socket Screw	M6 X 16
6	3009285X1	6	Hex Socket Screw	M8 X 16
7	390972X1	10	Flat Washer	Diameter 8-17 X 1,7
8	339123X1	6	Hex Cap Screw	

**FOOTNOTE [A]** WITH SEAT BELT**FOOTNOTE [B]** WITHOUT SEAT BELT

MF 8650 TRACTOR - 3906210  
1-WV01-054-A

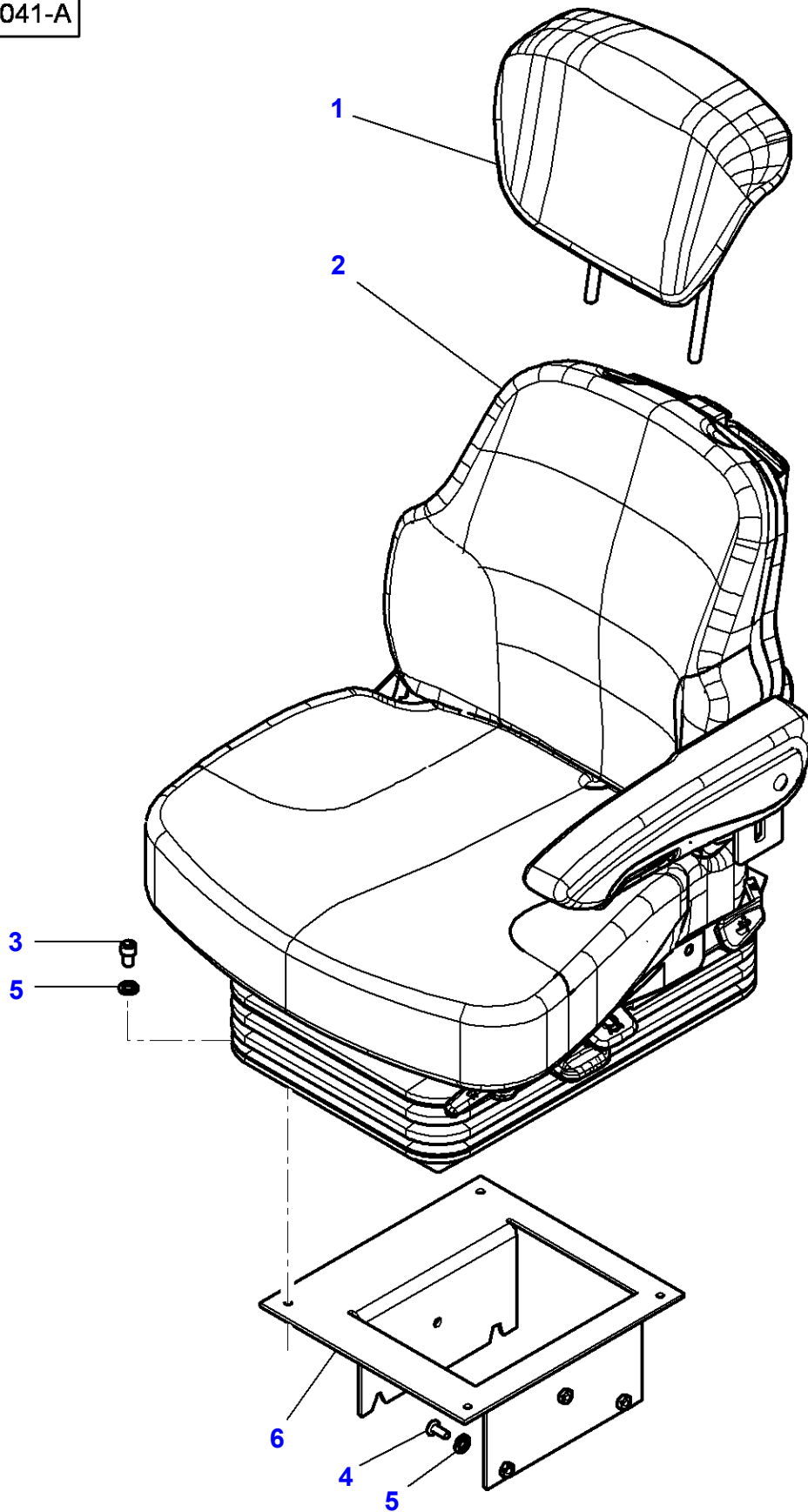
1-WV01-054-A



Seat Item	Part Number	Qty	Description	Comments
	4298311M92	1	Seat	[A]
	4290897M92	1	Seat	[A]
1	3905803M91	1	Cover	
2	F931.502.030.880	1	Control	
3	F931.502.030.320	1	Air Suspension	
4	3905906M91	1	Bellows	
5	F930.500.030.770	1	Compressor	
6	F931.502.030.910	1	Shock Absorber	
7	F931.502.030.920	1	Supplement Volum	
8	V37823800	1	Shock Absorber	
9	F931.502.030.400	1	Shock Absorber	(8)
10	3905907M91	1	Manifold	
11	F931.502.031.020	1	Supply Unit	
12	F931.502.030.950	1	Air Tank	
13	3905825M1	1	Harness	
14	F931.502.030.330	1	Kit, Repair	
15	<b>F930.500.030.840</b>	1	Kit, Sundry	
16	V37825000	1	Kit, Sundry	
17	<b>F930.500.030.880</b>	1	Kit, Sundry	
18	F931.502.030.510	1	Kit, Sundry	
19	F931.502.030.530	1	Kit, Sundry	
20	F931.502.030.520	1	Kit, Sundry	
21	<b>F930.500.030.910</b>	1	Kit, Sundry	
22	3905897M91	1	Kit, Attaching.	
23	3905908M91	1	Kit, Sundry	
24	V37824000	1	Lever	
25	F524.500.033.100	1	Handle	(24)
26	3905811M91	1	Kit, Hardware	

**FOOTNOTE [A]** AIR PRESSURE SEAT WITH AUTOMATIC ADJUSTMENT WITH COMPRESSOR - LUXUY

1-WV01-041-A



**Seat**

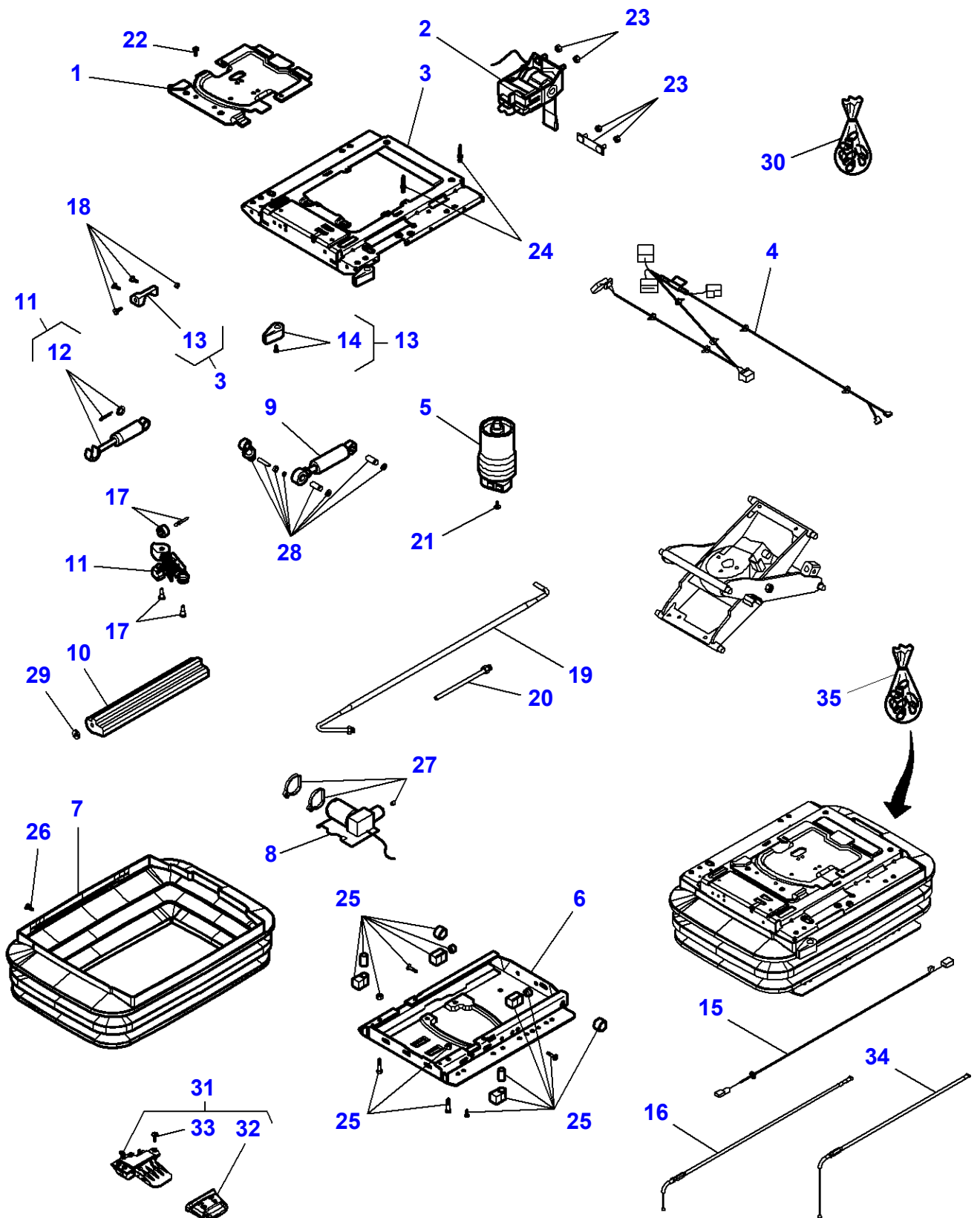
<b>Item</b>	<b>Part Number</b>	<b>Qty</b>	<b>Description</b>	<b>Comments</b>
1	4272525M92	1	Head Rest	[B]
	4289254M92	1	Head Rest	[C]
2	4290899M92	1	Seat	[B] See Page - Reference Number 110-0275 See Page - Reference Number 110-0280
	4298812M91	1	Seat	[C] See Page - Reference Number 110-0265 See Page - Reference Number 110-0270
3	3009285X1	4	Hex Socket Screw	M8 X 16
4	339123X1	6	Hex Cap Screw	M8 X 20
5	390972X1	X	Flat Washer	M8
6	4297999M93	1	Support	

**FOOTNOTE [B]** AIR PRESSURE SEAT WITH AUTOMATIC ADJUSTMENT

**FOOTNOTE [C]** AIR PRESSURE SEAT WITH AUTOMATIC ADJUSTMENT - LUXUY

MF 8650 TRACTOR - 3906210  
1-WV01-050-A

1-WV01-050-A



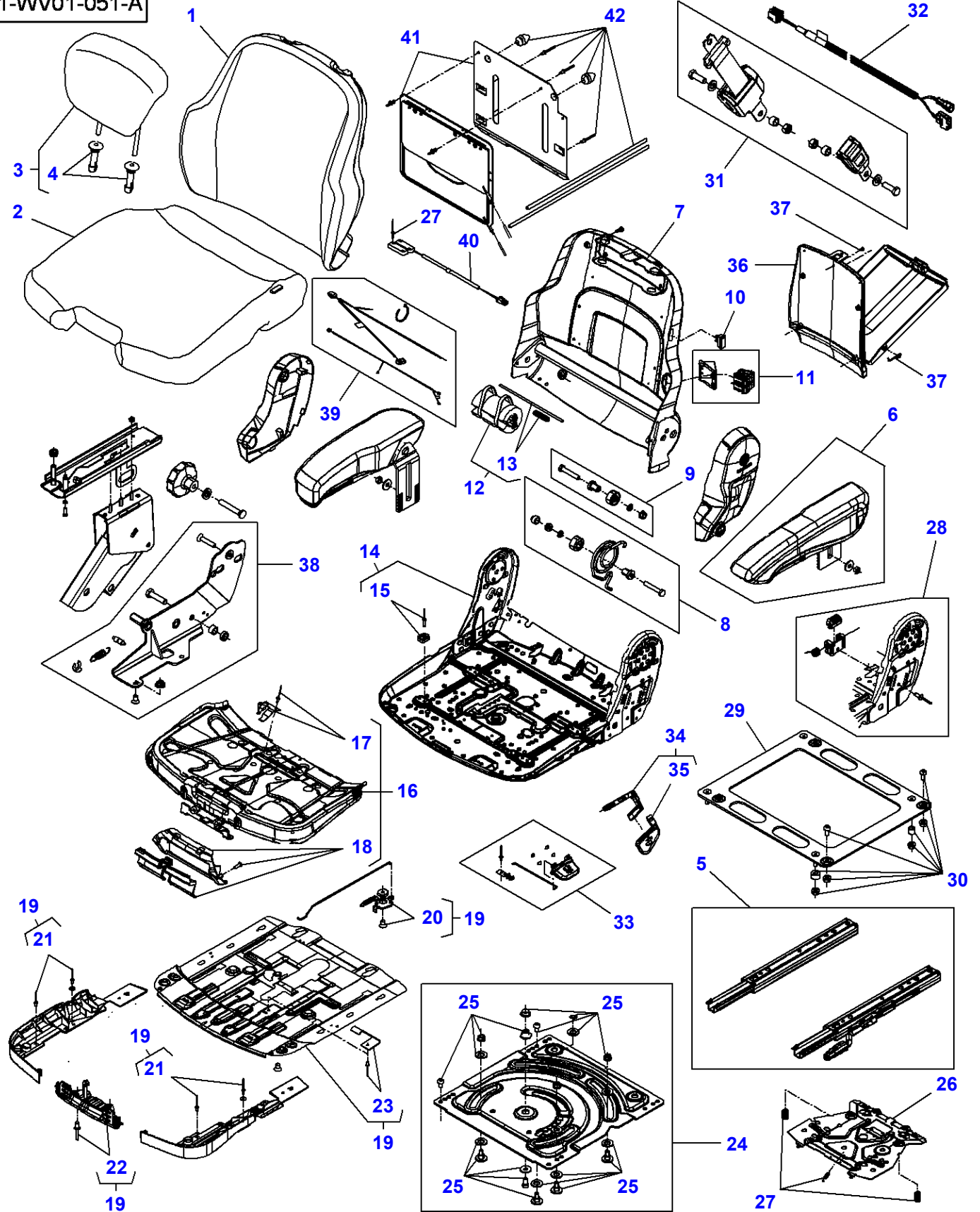


Seat Item	Part Number	Qty	Description	Comments
	4298812M91	1	Seat	[A]
1	3905803M91	1	Cover	
2	3905919M91	1	Control	
3	3905920M91	1	Suspension	
4	3905893M91	1	Harness	
5	F931.502.030.320	1	Air Suspension	
6	3905807M91	1	Suspension	
7	3905894M91	1	Bellows	
8	F930.500.030.770	1	Compressor	
9	F931.502.030.910	1	Shock Absorber	
10	F931.502.030.380	1	Supplement Volum	
11	V37823800	1	Shock Absorber	
12	F931.502.030.400	1	Shock Absorber	(11)
13	V37824000	1	Lever	(3)
14	F524.500.033.100	1	Handle	(13)
15	3905809M1	1	Cable	
16	3905895M1	1	Cable	
17	F931.502.030.530	1	Kit, Sundry	
18	3905811M91	1	Kit, Hardware	
19	3905812M91	1	Tube	
20	F931.502.030.470	1	Kit, Sundry	
21	<b>F930.500.030.880</b>	1	Kit, Sundry	
22	<b>F930.500.030.840</b>	1	Kit, Sundry	
23	V37825000	1	Kit, Sundry	
24	V37825100	1	Kit, Sundry	
25	F931.502.030.500	1	Kit, Sundry	
26	<b>F930.500.030.900</b>	1	Kit, Attaching.	
27	<b>F930.500.030.910</b>	1	Kit, Sundry	
28	F931.502.030.510	1	Kit, Sundry	
29	F931.502.030.520	1	Kit, Sundry	
30	F931.502.030.330	1	Kit, Repair	
31	F312.500.031.130	1	Actuation	
32	F716.501.030.620	1	Handle	(31)
33	3905898M91	1	Kit, Sundry	(31)
34	3905896M1	1	Cable	
35	3905889M91	1	Kit, Mounting	

FOOTNOTE [A] AIR PRESSURE SEAT WITH AUTOMATIC ADJUSTMENT - LUXUY

MF 8650 TRACTOR - 3906210  
1-WV01-051-A

1-WV01-051-A

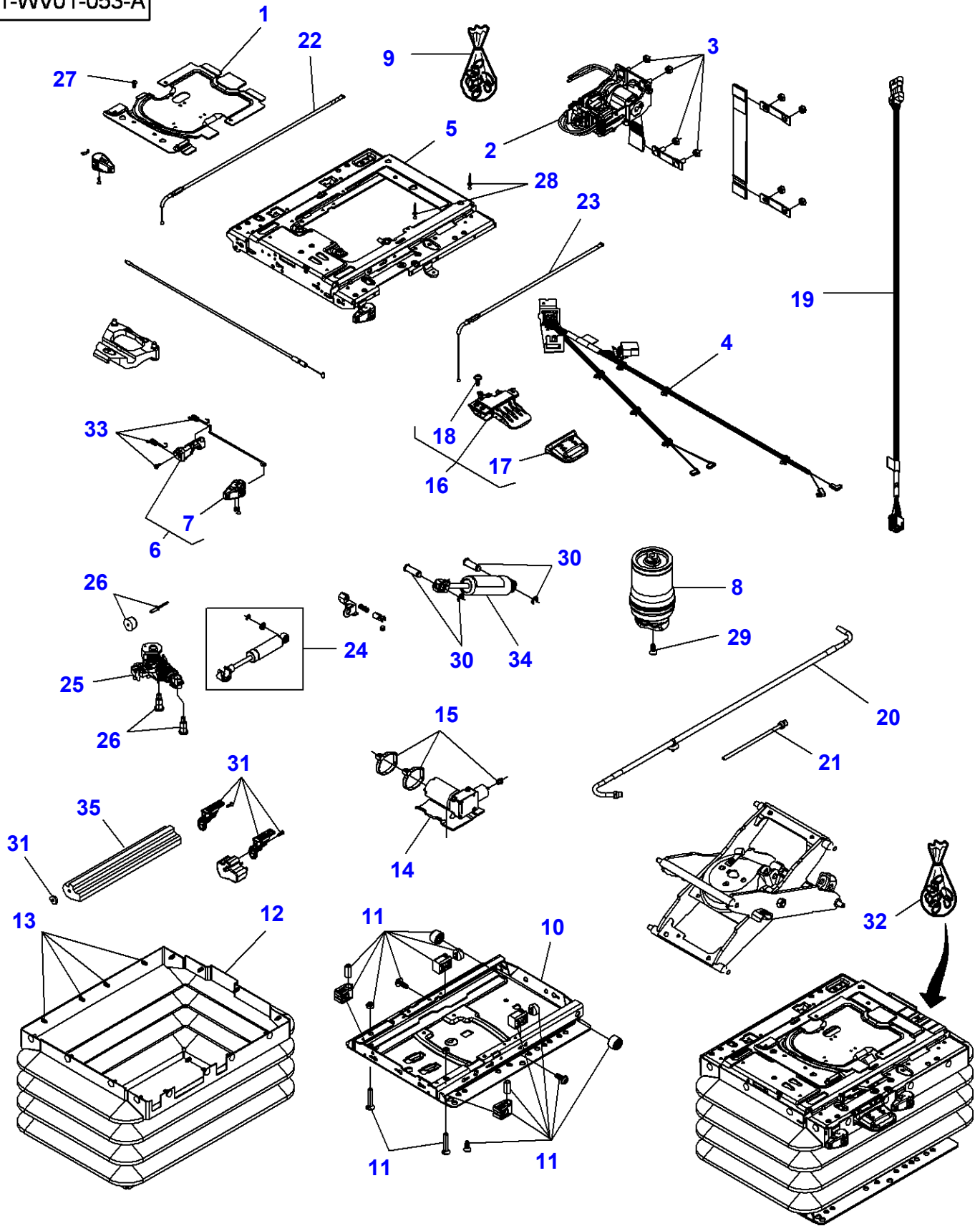


Seat Item	Part Number	Qty	Description	Comments
	4298812M91	1	Seat	[A]
1	3905937M91	1	Cushion	
2	3905938M91	1	Cushion	
3	3905816M91	1	Head Rest	
4	F930.500.030.290	2	Guide Sleeve	(3)
5	F716.501.030.050	1	Kit, Slider	
6	3905817M91	1	Armrest	
7	3905940M91	1	Back Part	
8	3905941M91	1	Kit, Hardware	Right Hand
9	3905943M91	1	Kit, Hardware	Left Hand
10		1	Control Knob	
11	F931.502.030.120	1	Switch	
12	F931.502.030.200	1	Compressor	
13	F931.502.030.210	1	Kit, Sundry	(12)
14	3905942M91	1	Seat Plate	
15	F930.500.030.390	1	Slide	(14)
16	F931.502.030.060	1	Angle Control	
17	F716.501.030.320	1	Sheet Metal	(16)
18	F931.502.030.070	1	Torsion Bar	(16)
19	F930.500.030.370	1	Adjustment	
20	F716.501.030.090	1	Lever	(19)
21	F716.501.030.170	1	Covering	(19)
22	F716.501.030.180	1	Notched Plate	(19)
23	F930.500.030.380	1	Sheet Metal	(19)
24	F930.500.030.540	1	Turntable	
25	F930.500.030.550	1	Attaching Part	(24)
26	F930.500.030.340	1	Pivot Plate	
27	<b>F930.500.030.620</b>	1	Kit, Sundry	
28	F716.501.030.280	1	Support	
29	3905887M91	1	Fit Plate Seat	
30	3905890M91	1	Kit, Mounting	
31	3907127M91	1	Safety Belt	
32	3905809M1	1	Cable	
33	F716.501.030.120	1	Handle	
34	F716.501.030.290	1	Lever	
35	F716.501.030.300	1	Handle	(34)
36	V34150000	1	Box	
37	3905823M91	1	Pocket	
38	4297388M1	1	Support	
39	F931.502.030.110	1	Harness	
40	3905883M91	1	Bypass	
41	F931.502.030.080	1	Lumbar Support	
42	F931.502.030.190	1	Kit, Sundry	

**FOOTNOTE [A]** AIR PRESSURE SEAT WITH AUTOMATIC ADJUSTMENT - LUXUY

MF 8650 TRACTOR - 3906210  
1-WV01-053-A

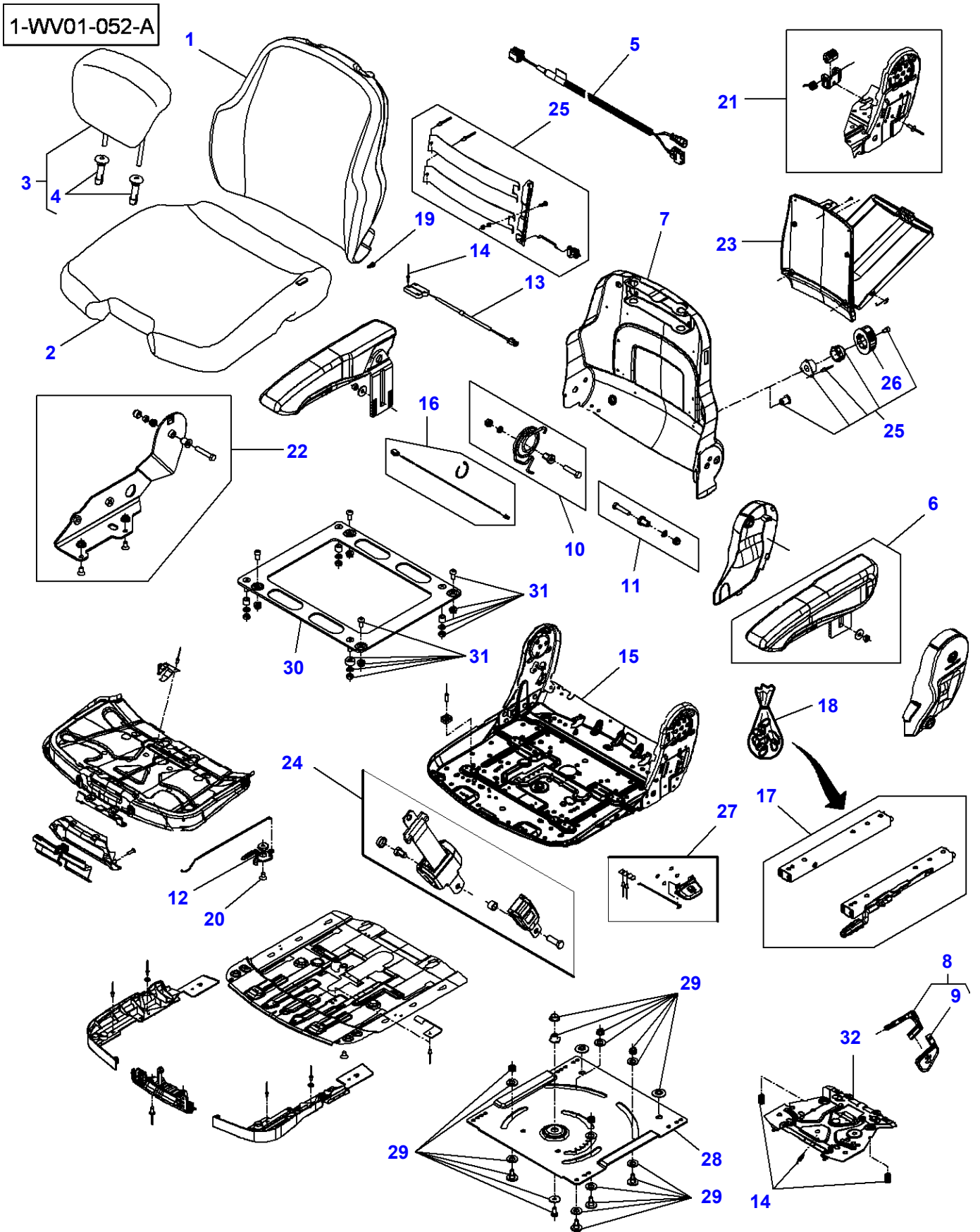
1-WV01-053-A



Seat Item	Part Number	Qty	Description	Comments
	4290899M92	1	Seat	[A]
1	3905803M91	1	Cover	
2	3905891M91	1	Lever	
	3905919M91	1	Control	
3	V37825000	1	Kit, Sundry	
4	3905893M91	1	Harness	
5	3905892M91	1	Suspension	
6	V37824000	1	Lever	(5)
7	F524.500.033.100	1	Handle	(6)
8	F931.502.030.320	1	Air Suspension	
9	F931.502.030.330	1	Kit, Repair	
10	3905807M91	1	Suspension	
11	F931.502.030.500	1	Kit, Sundry	
12	3905894M91	1	Bellows	
13	<b>F930.500.030.900</b>	1	Kit, Attaching.	
14	F930.500.030.770	1	Compressor	
15	<b>F930.500.030.910</b>	1	Kit, Sundry	
16	F312.500.031.130	1	Actuation	
17	V31989300	1	Knob	(16)
18	3905898M91	1	Kit, Sundry	(16)
19	3905809M1	1	Cable	
20	3905812M91	1	Tube	
21	F931.502.030.470	1	Kit, Sundry	
22	3905895M1	1	Cable	
23	3905896M1	1	Cable	
24	F931.502.030.400	1	Shock Absorber	
25	V37823800	1	Shock Absorber	
26	F931.502.030.530	1	Kit, Sundry	
27	<b>F930.500.030.840</b>	1	Kit, Sundry	
28	V37825100	1	Kit, Sundry	
29	<b>F930.500.030.880</b>	1	Kit, Sundry	
30	F931.502.030.510	1	Kit, Sundry	
31	F931.502.030.520	1	Kit, Sundry	
32	3905897M91	1	Kit, Attaching.	
33	3905811M91	1	Kit, Hardware	
34	3905899M91	1	Shock Absorber	
35	F931.502.030.380	1	Supplement Volum	

**FOOTNOTE [A]** AIR PRESSURE SEAT WITH AUTOMATIC ADJUSTMENT

MF 8650 TRACTOR - 3906210  
1-WV01-052-A

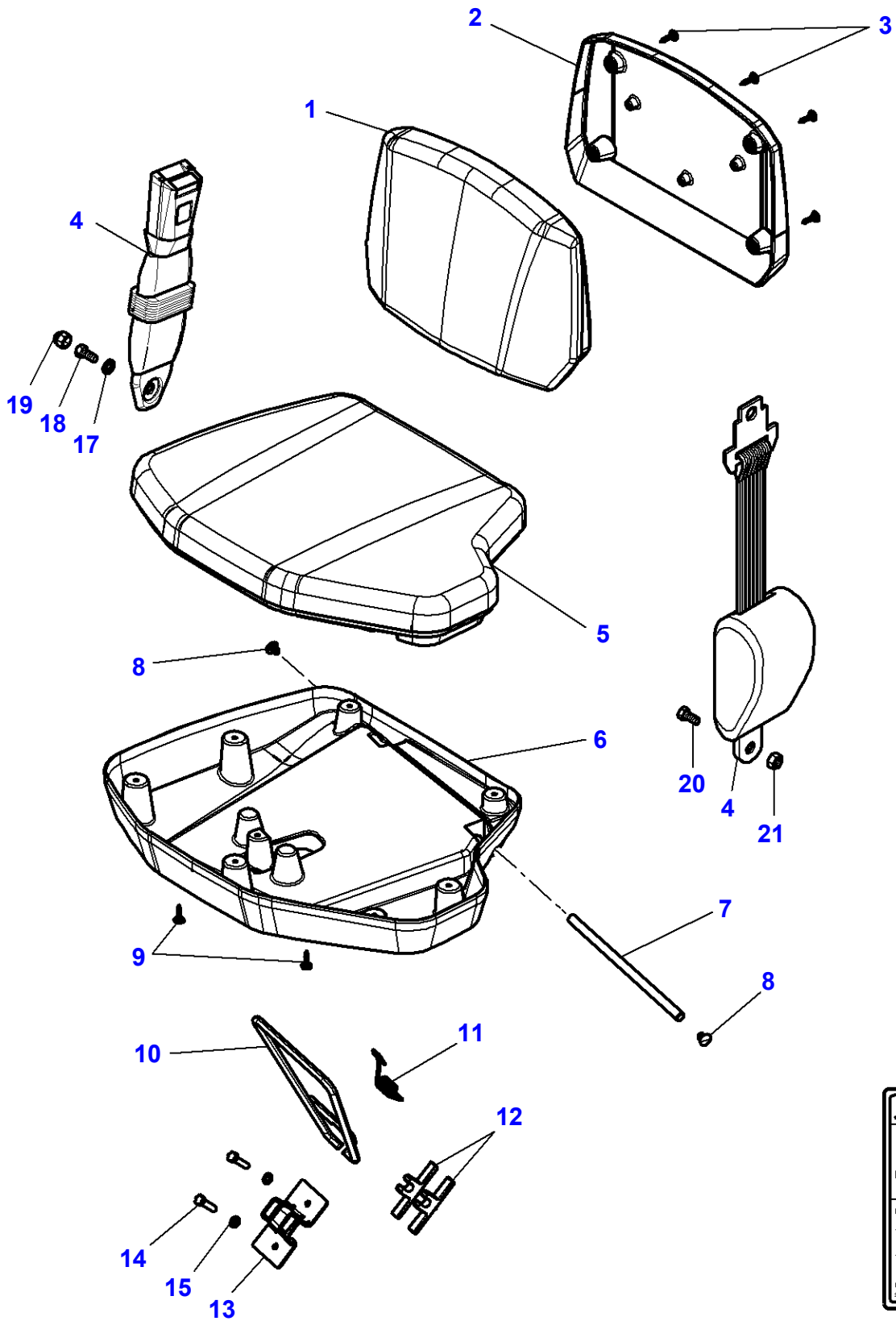


Seat Item	Part Number	Qty	Description	Comments
	4290899M92	1	Seat	[A]
1	3907172M1	1	Back Rest	
2	3907173M1	1	Cushion	
3	4298829M91	1	Head Rest	
4	F930.500.030.290	1	Guide Sleeve	(3)
5	3905825M1	1	Harness	
6	3905817M91	1	Armrest	
7	3905880M91	1	Back Part	
8	F716.501.030.290	1	Lever	
9	F716.501.030.300	1	Handle	(8)
10	3905881M91	1	Kit, Hardware	Right Hand
11	3905888M91	1	Kit, Hardware	Left Hand
12	F716.501.030.090	1	Lever	
13	3905883M91	1	Bypass	
14	<b>F930.500.030.620</b>	1	Kit, Sundry	
15	3905884M91	1	Seat Plate	
16	3905885M91	1	Harness	
17	F248.500.033.120	1	Kit, Slider	
18	3905889M91	1	Kit, Mounting	
19	<b>F930.500.030.580</b>	1	Kit, Sundry	
20	<b>F930.500.030.670</b>	1	Kit, Sundry	
21	V34356100	1	Kit, Bearing	
22	4297388M1	1	Support	
23	G515.500.030.100	1	Pocket	
24	3907127M91	1	Safety Belt	
25	F716.501.030.400	1	Lumbar Support	
26	3905886M91	1	Control Knob	(25)
27	F716.501.030.120	1	Handle	
28	F930.500.030.540	1	Turntable	
29	F930.500.030.550	1	Attaching Part	
30	3905887M91	1	Fit Plate Seat	
31	3905890M91	1	Kit, Mounting	
32	3905882M91	1	Pivot Plate	

**FOOTNOTE [A]** AIR PRESSURE SEAT WITH AUTOMATIC ADJUSTMENT

MF 8650 TRACTOR - 3906210  
1-WV03-008-B

1-WV03-008-B

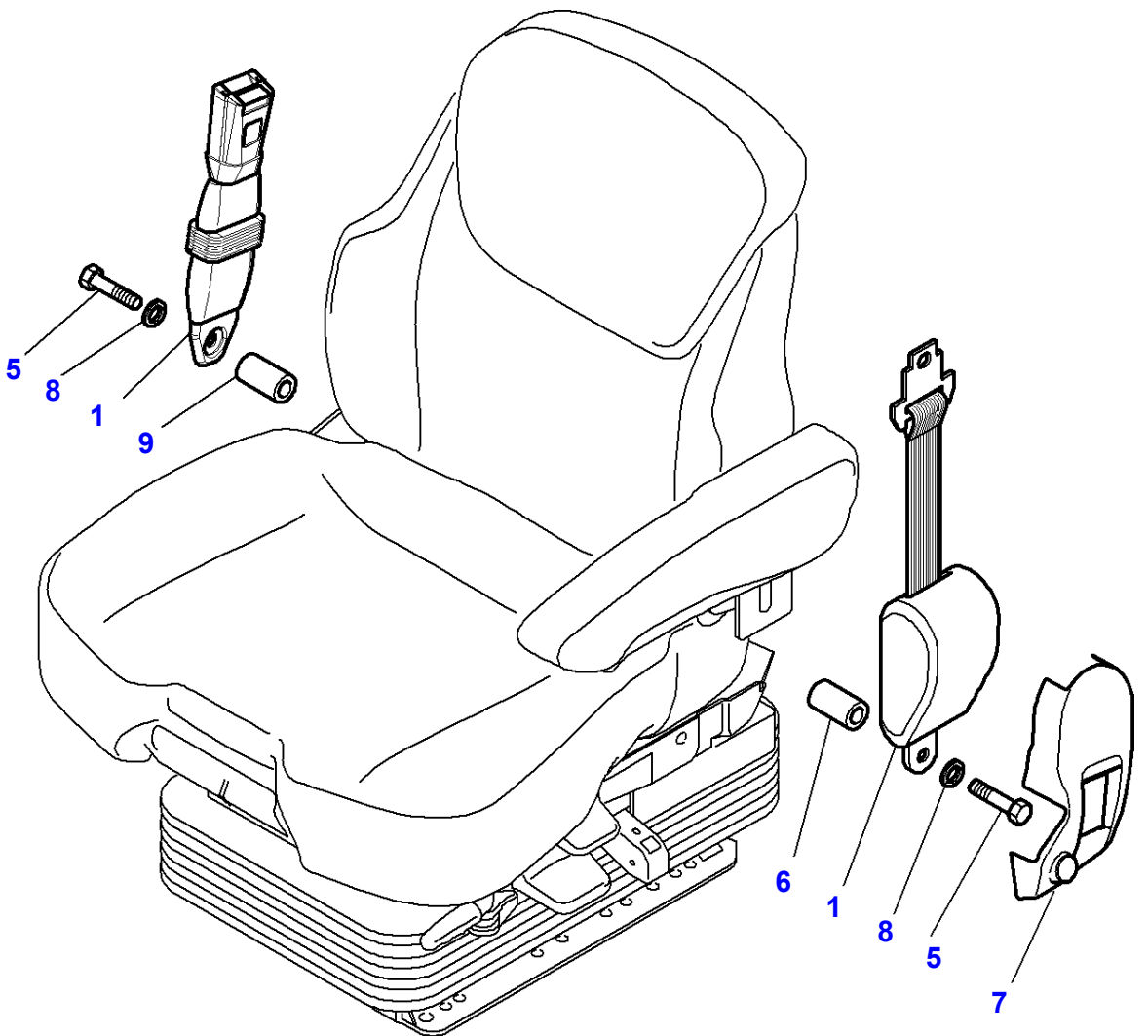
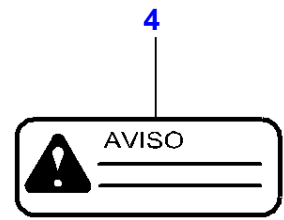





**Massey Ferguson****MF 8650 TRACTOR - 3906210****3906210****Secondary Seat****Page 110-0285**

<b>Item</b>	<b>Part Number</b>	<b>Qty</b>	<b>Description</b>	<b>Comments</b>
1	4286670M91	1	Back Cushion	
2	4288248M2	1	Envelope	
3	4289783M1	4	Screw	Diameter 4 X 20 Up to Serial or Engine Number AUG-2009
	4289783M1	7	Screw	Diameter 4 X 20 From Serial or Engine Number AUG-2009
4	4285547M2	1	Safety Belt	
5	4286671M93	1	Seat	
6	4287896M3	1	Envelope	
7	4295729M2	1	Clevis Pin	
8	4295720M2	2	Clip	
9	4298357M1	8	Screw	M5 X 12
10	4285744M3	1	Stand	
11	4290191M1	1	Spring	
12	4288967M1	2	Dowel	
13	4288966M1	1	Cover	
14	339804X1	2	Hex Cap Screw	M6 X 25
15	390971X1	2	Flat Washer	Diameter 6-12 X 1.5
16	3787683M1	1	Decal	
17	390734X1	1	Flat Washer	
18	353561X1	1	Bolt Unf	7/16-14 X32 UNF
19	4296859M1	1	Helmet	
20	353558X1	1	Bolt Unf	7/16-20 x 16
21	338600X1	1	Nut Unf	

1-WZ02-009-A



**Seat Belt**

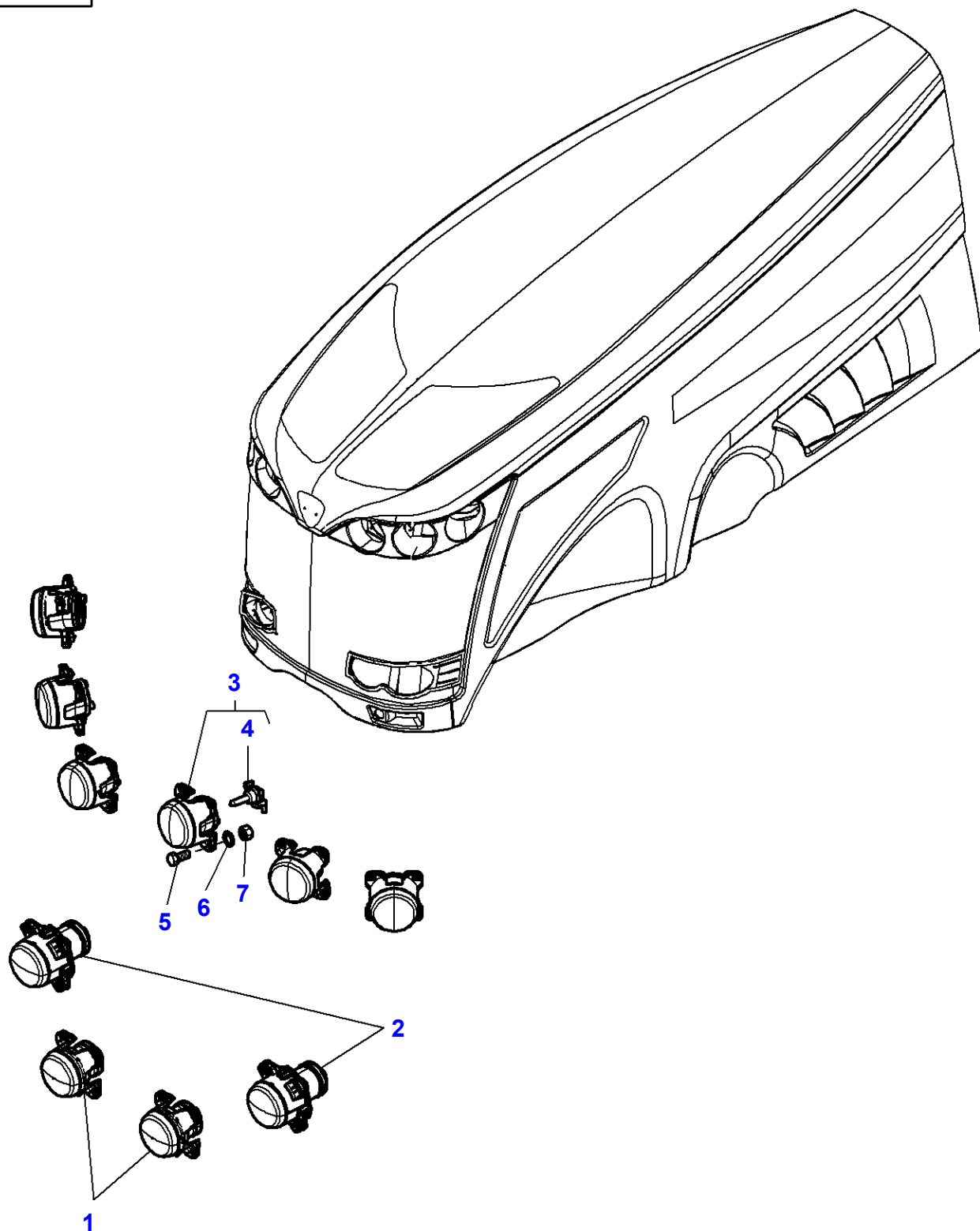
<b>Item</b>	<b>Part Number</b>	<b>Qty</b>	<b>Description</b>	<b>Comments</b>
1	4285547M2	1	Safety Belt	
2	523784M3	1	Decal	For UK only or any text in English only
	3597443M1	1	Decal	For Germany only or any text in German only
3	3760678M1	1	Decal	For UK only or any text in English only
	3760733M1	1	Decal	For France only or any text in French only
4	4276928M1	1	Decal	[C]
5	361530X1	2	Bolt Unf	
6	3011445X1	1	Spacer	
7	4272529M1	1	Cover	
	4272528M1	1	Cover	[B]
8	353772X1	2	Washer	
9	4285549M1	1	Spacer	

**FOOTNOTE [B]** WITHOUT SEAT BELT

**FOOTNOTE [C]** ITALIAN TEXT

Page Title	Page Number
Lighting Equipment - Front	120-0005
Lighting Equipment - Front - Handold	120-0010
Lighting Equipment - Front - Handold - United States	120-0015
Working Light	120-0020
Working Light - For United States of America	120-0025
Working Light - XENON - Standard Roof	120-0030
Traffic Warning	120-0035
Lighting Equipment - Rear	120-0040
Lighting Equipment - Rear - For United States of America	120-0045
Lighting Equipment - Rear - SAE STANDARD	120-0050
Rotating Light	120-0055

1-WW02-039-A

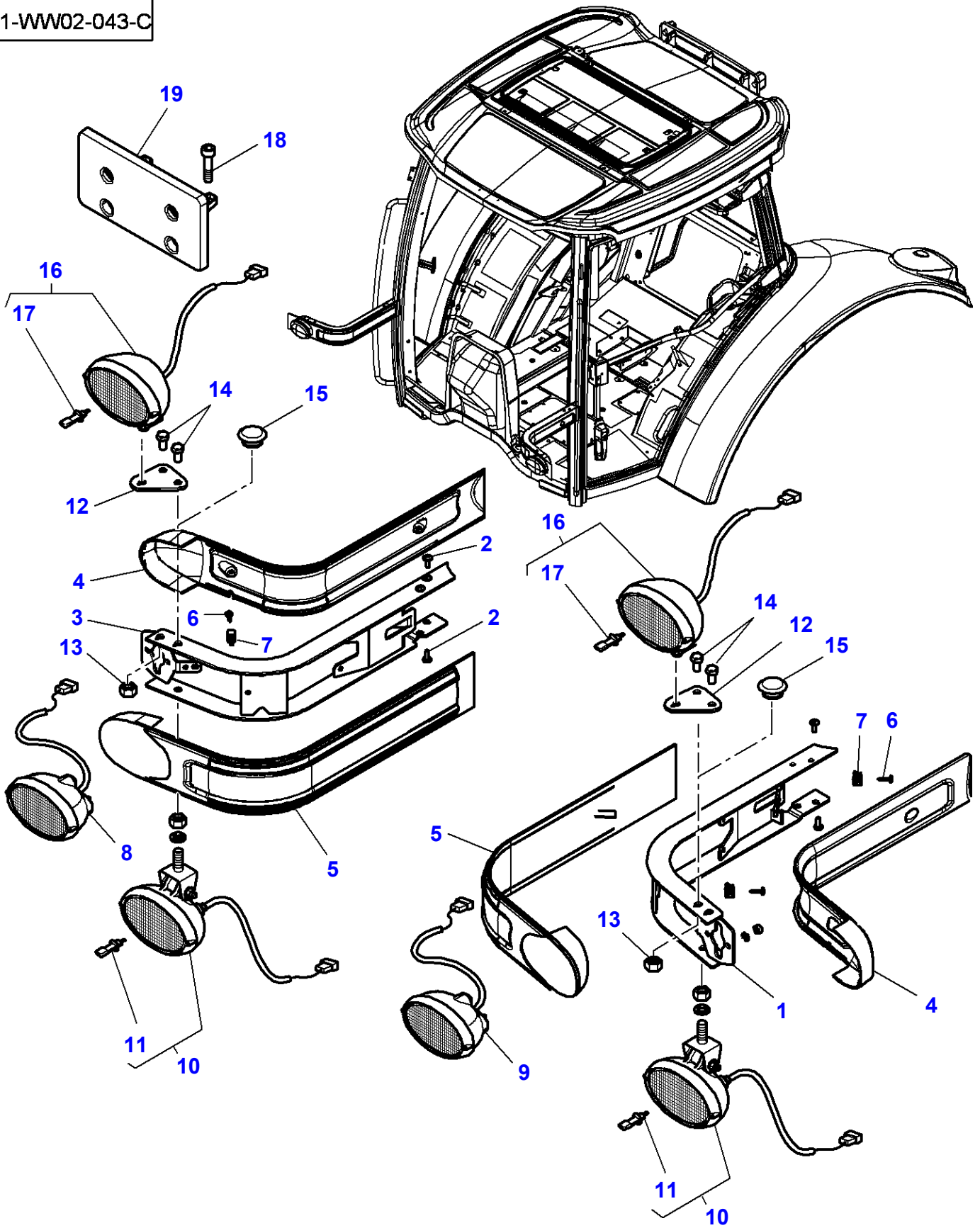


**Massey Ferguson****MF 8650 TRACTOR - 3906210****3906210****Lighting Equipment - Front****Page 120-0005**

<b>Item</b>	<b>Part Number</b>	<b>Qty</b>	<b>Description</b>	<b>Comments</b>
1	4287182M1	2	Head Light	
2	4287246M1	2	Head Light	[A]
	4296404M2	2	Head Light	[B]
3	4271840M92	6	Head Light	
4	<b>X825.107.044.000</b>	1	Bulb	(3) H9 12V-65W
5	339666X1	24	Hex Cap Screw	M6 X 20
6	390971X1	24	Flat Washer	Diameter 6-12 X 1.5
7	339030X1	24	Nut	M6

**FOOTNOTE [A]** RIGHT HAND DIP LIGHTS**FOOTNOTE [B]** LEFT HAND DIP LIGHTS

1-WW02-043-C

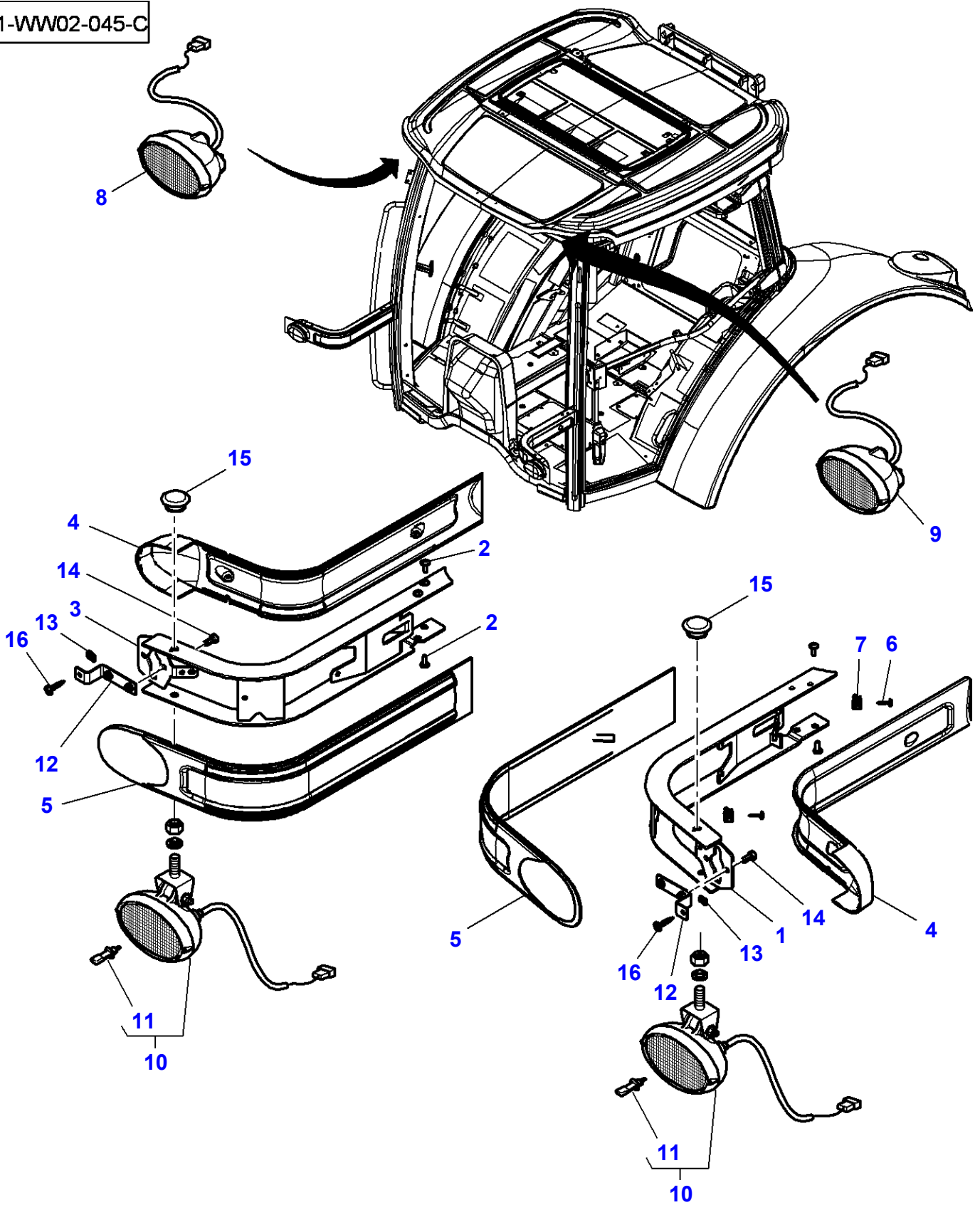


**Massey Ferguson****MF 8650 TRACTOR - 3906210****3906210****Lighting Equipment - Front - Handold****Page 120-0010**

<b>Item</b>	<b>Part Number</b>	<b>Qty</b>	<b>Description</b>	<b>Comments</b>
1	4284211M3	1	Support	Left Hand
2	3012092X1	4	Screw	M6 X 12
3	4284212M3	1	Support	Right Hand
4	4290239M2	2	Cover	
5	4290241M2	2	Cover	
6	4289783M1	8	Screw	Diameter 4 X 20
7	4289782M1	4	Nut	
8	4291410M91	1	Light	Right Hand
9	4279574M91	1	Light	Left Hand
10	4291311M91	2	Worklight	
11	<b>1628494M1</b>	1	Bulb H3	(10) 12V-55W
12	4299358M1	2	Strap	
13	3010571X1	4	Nut	M10
14	3009491X1	4	Hex Cap Screw	M10 X 20
15	3042523M1	4	Plug	Diameter 10
16	4291301M92	2	Head Light	
17	<b>3405186M1</b>	1	Bulb 12v 60/55w	(16) 12V
18	4292651M1	2	Self Tap Screws	ONLY FOR DANEMARK M6 X 25 Up to Serial or Engine Number 08-APR-2009
	4292617M1	2	Screw	ONLY FOR DANEMARK 4.8 X 25 From Serial or Engine Number 09-APR-2009
19	4292629M91	1	Support	ONLY FOR DANEMARK



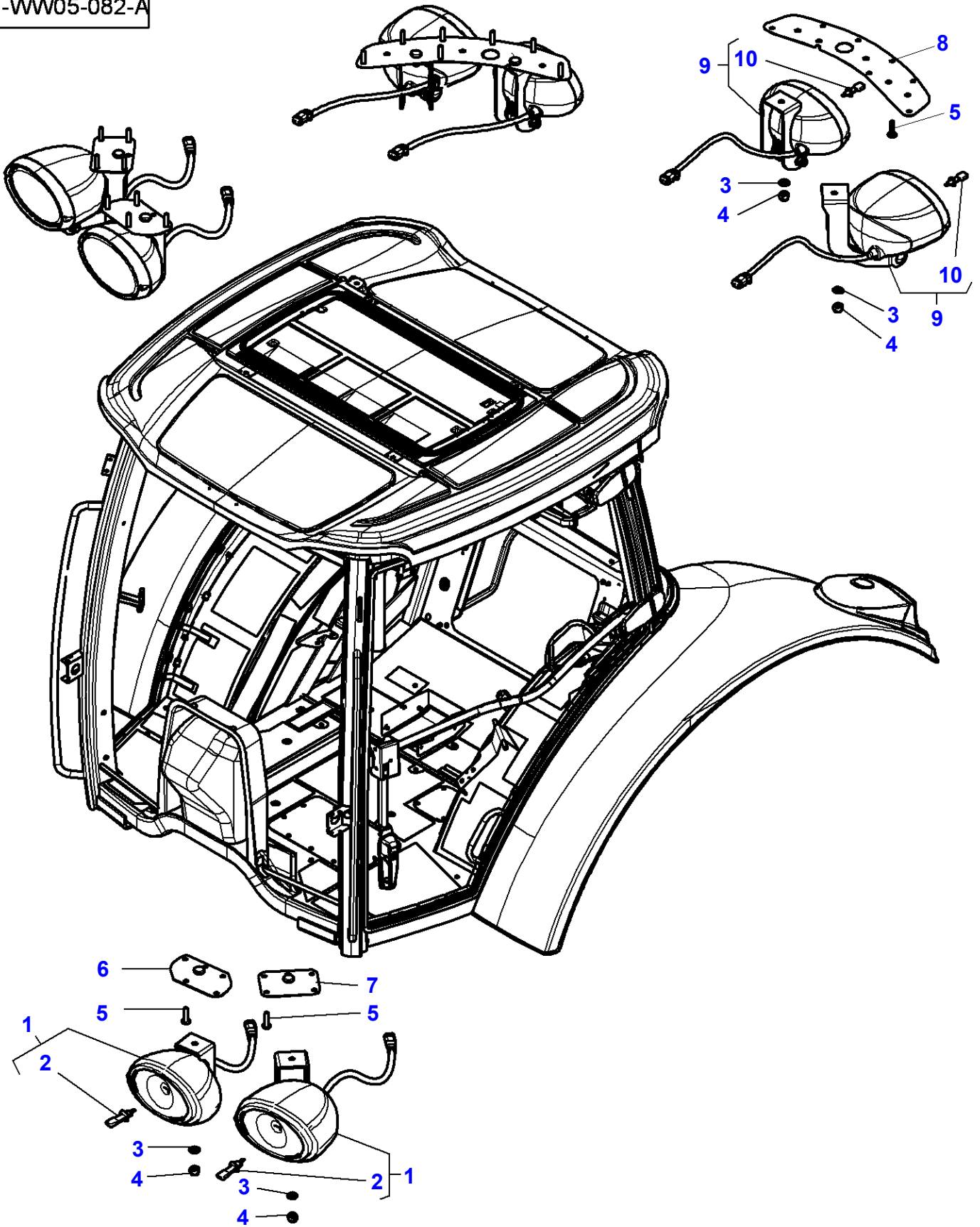
1-WW02-045-C



**Massey Ferguson****MF 8650 TRACTOR - 3906210****3906210****Lighting Equipment - Front - Handold - United States****Page 120-0015**

<b>Item</b>	<b>Part Number</b>	<b>Qty</b>	<b>Description</b>	<b>Comments</b>
1	4284211M3	1	Support	Left Hand
2	3012092X1	4	Screw	M6 X 12
3	4284212M3	1	Support	Right Hand
4	4290239M2	2	Cover	
5	4284207M2	2	Cover	
6	4289783M1	8	Screw	Diameter 4 X 20
7	4289782M1	4	Nut	
8	4284210M91	1	Indicator Lamp	Right Hand
9	4284209M91	1	Indicator Lamp	Left Hand
10	4291311M91	2	Worklight	
11	<b>1628494M1</b>	1	Bulb H3	(10) 12V-55W
12	4299354M1	2	Strap	From Serial or Engine Number U133042
13	4289782M1	2	Nut	From Serial or Engine Number U133042
14	339560X1	4	Hex Cap Screw	M6 X 16 From Serial or Engine Number U133042
15	3042523M1	2	Plug	Diameter 10
16	4289783M1	2	Screw	Diameter 4 X 20 From Serial or Engine Number U133042

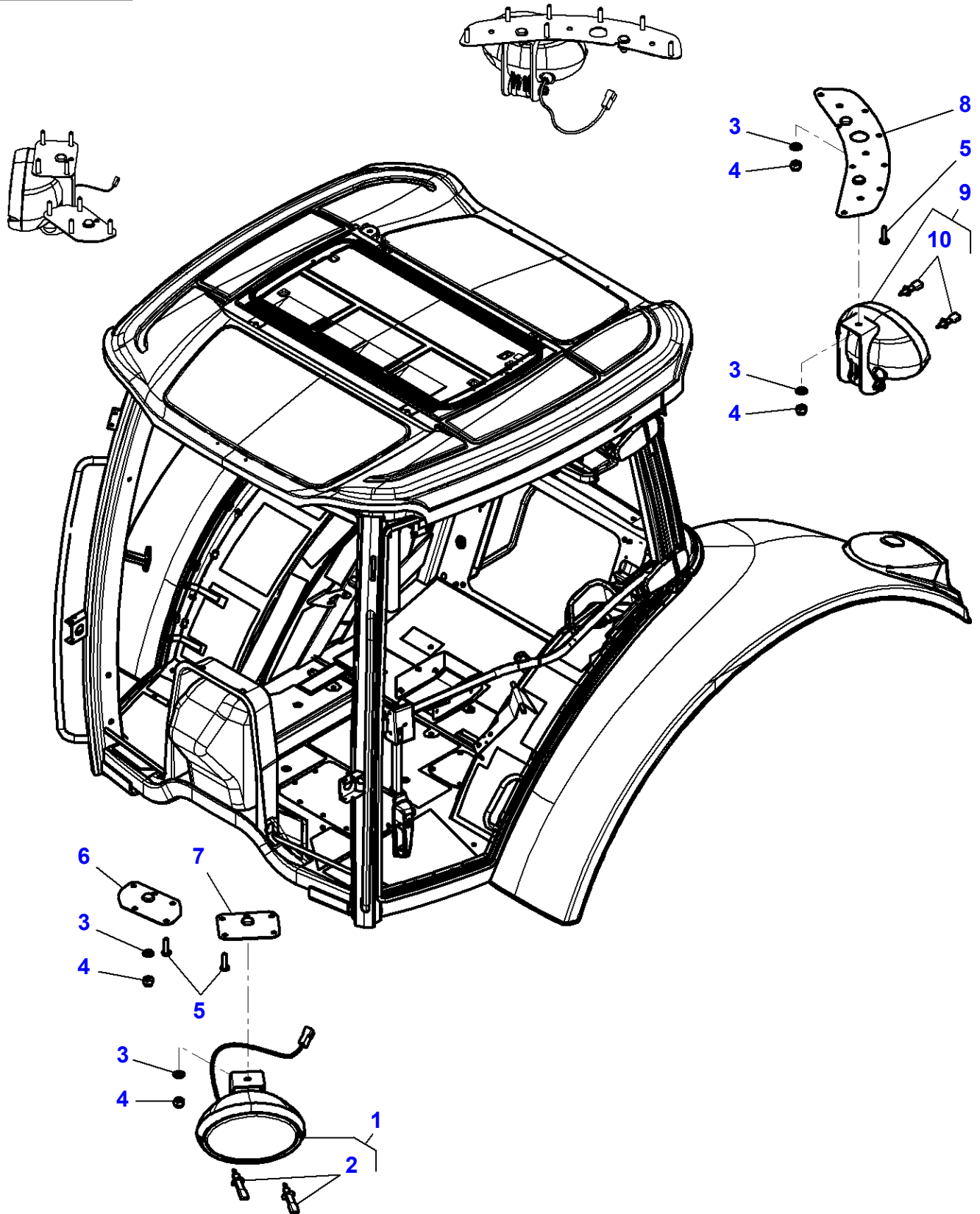
1-WW05-082-A



**Working Light**

<b>Item</b>	<b>Part Number</b>	<b>Qty</b>	<b>Description</b>	<b>Comments</b>
1	4289442M91	4	Worklight	
2	<b>1628494M1</b>	1	Bulb H3	(1) 12V-55W
3	1441782X1	8	Cup Spring	Diameter 8.2
4	394367X1	8	Locknut	M8
5	4292651M1	30	Self Tap Screws	M6 X 25 Up to Serial or Engine Number 13-APR-2009
	4292682M1	30	Screw	M6 X 16 From Serial or Engine Number 14-APR-2009
6	4288663M91	1	Support	Left Hand
	4288683M91	1	Support	Right Hand
7	4289433M91	2	Support	
8	4289439M91	1	Support	Left Hand
	4289436M91	1	Support	Right Hand
9	4292676M91	4	Worklight	
10	<b>1628494M1</b>	1	Bulb H3	(9) 12V-55W

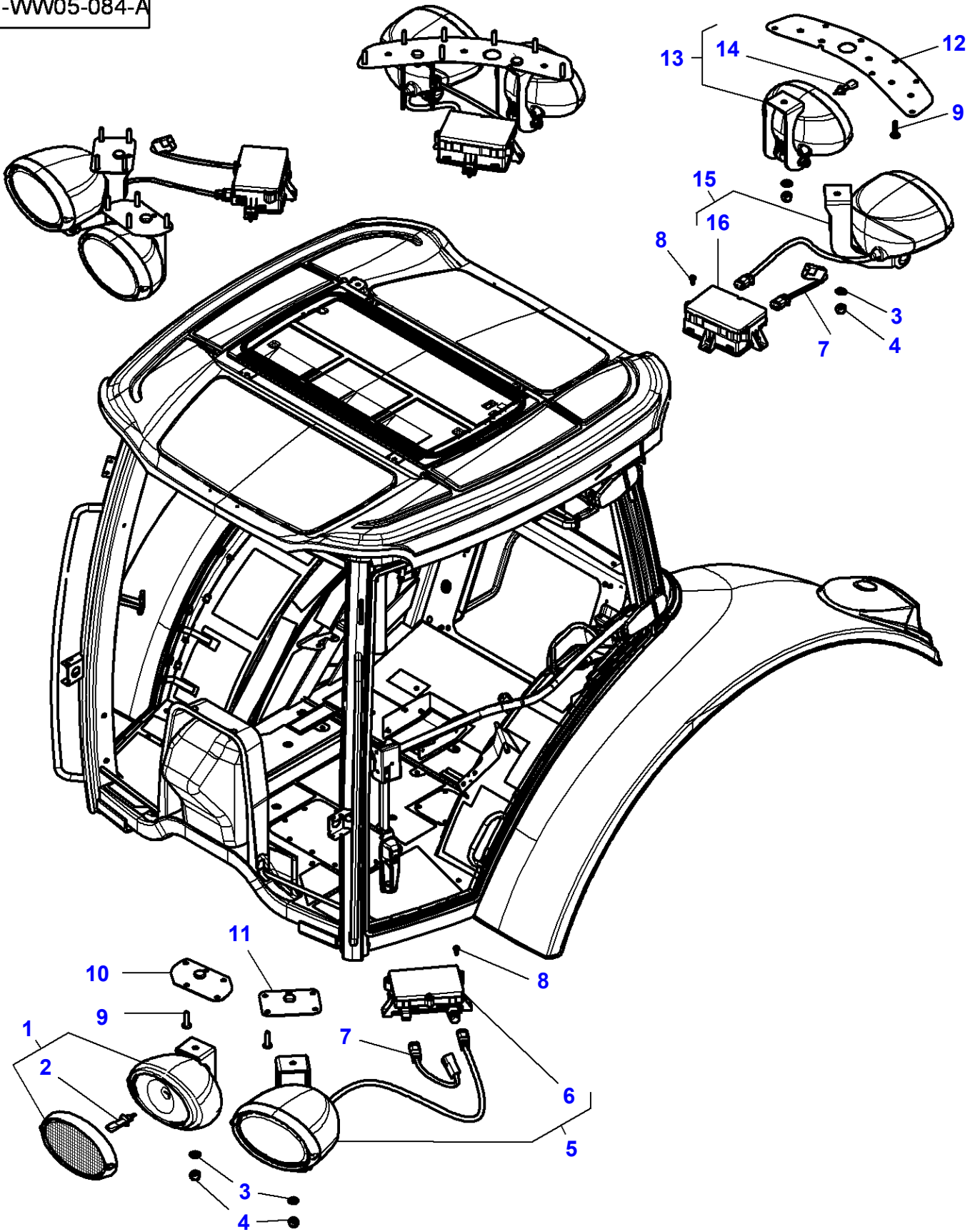
1-WW05-083-A



**Massey Ferguson****MF 8650 TRACTOR - 3906210****3906210****Working Light - For United States of America****Page 120-0025**

<b>Item</b>	<b>Part Number</b>	<b>Qty</b>	<b>Description</b>	<b>Comments</b>
1	4288673M91	2	Worklight	
2	<b>1628494M1</b>	2	Bulb H3	(1) 12V-55W
3	1441782X1	8	Cup Spring	Diameter 8.2
4	394367X1	8	Locknut	M8
5	4292651M1	30	Self Tap Screws	M6 X 25 Up to Serial or Engine Number 13-APR-2009
	4292682M1	30	Screw	M6 X 16 From Serial or Engine Number 14-APR-2009
6	4288663M91	1	Support	Left Hand
	4288683M91	1	Support	Right Hand
7	4289433M91	2	Support	
8	4289439M91	1	Support	Left Hand
	4289436M91	1	Support	Right Hand
9	4288656M91	2	Worklight	
10	<b>1628494M1</b>	2	Bulb H3	(9) 12V-55W

1-WW05-084-A

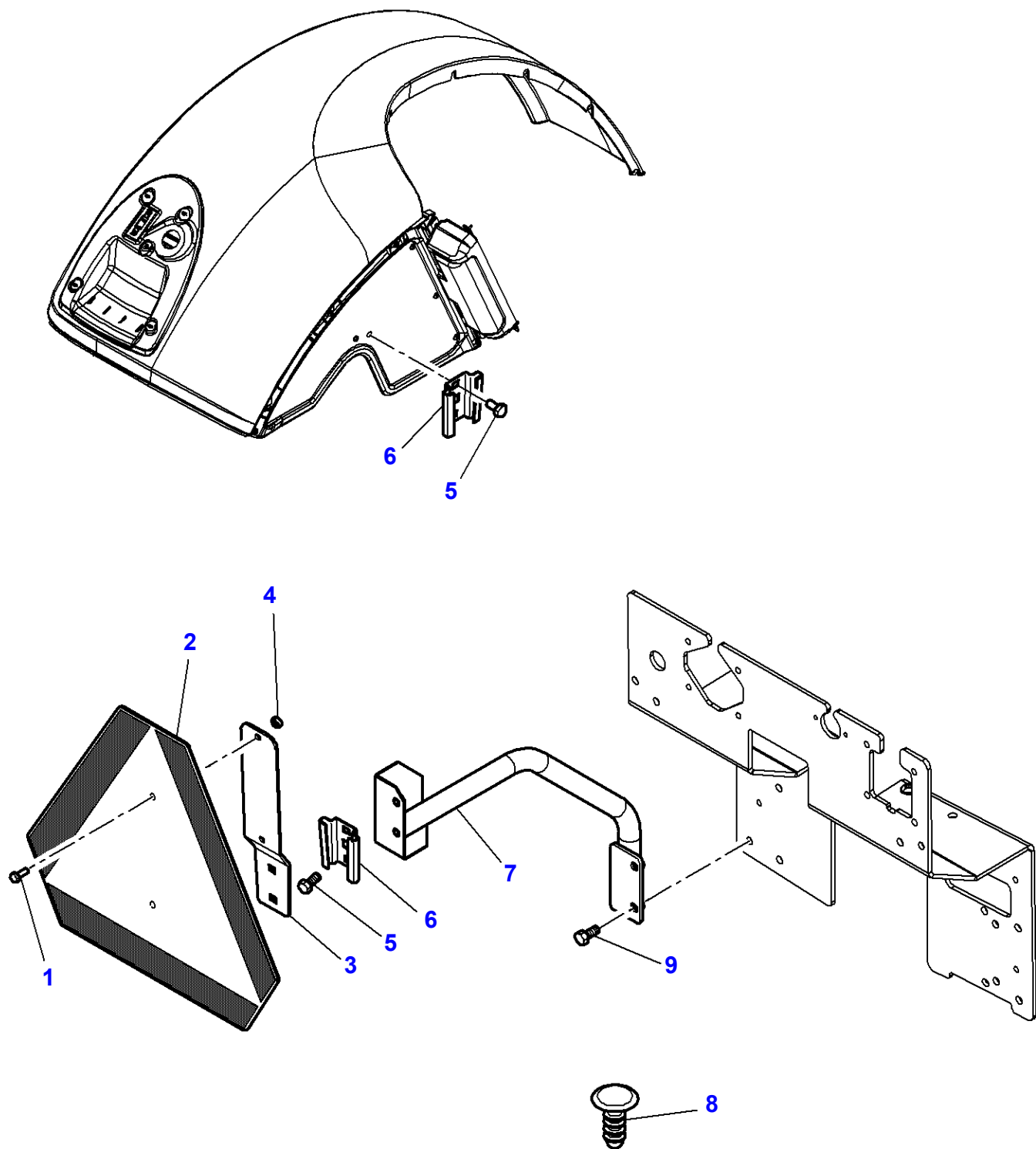


**Massey Ferguson****MF 8650 TRACTOR - 3906210****3906210****Working Light - XENON - Standard Roof****Page 120-0030**

<b>Item</b>	<b>Part Number</b>	<b>Qty</b>	<b>Description</b>	<b>Comments</b>
1		X	Not Used	
2		X	Not Used	
3	1441782X1	8	Cup Spring	Diameter 8.2
4	394367X1	8	Locknut	M8
5	4289435M91	1	Worklight	Left Hand
	4289449M91	1	Worklight	Right Hand
6		1	Transformer	(5) TBA
7	4289440M91	4	Harness	
8	4285062M1	12	Screw	M4 X 12
9	4292651M1	30	Self Tap Screws	M6 X 25 Up to Serial or Engine Number 13-APR-2009
	4292682M1	30	Screw	M6 X 16 From Serial or Engine Number 14-APR-2009
10	4288663M91	1	Support	Left Hand
	4288683M91	1	Support	Right Hand
11	4289433M91	2	Support	
12	4289439M91	1	Support	Left Hand
	4289436M91	1	Support	Right Hand
13		X	Not Used	
14		X	Not Used	
15	4289597M91	1	Worklight	Left Hand
	4289596M91	1	Worklight	Right Hand
16		1	Transformer	(15) TBA



1-WW27-008-C



**Traffic Warning**

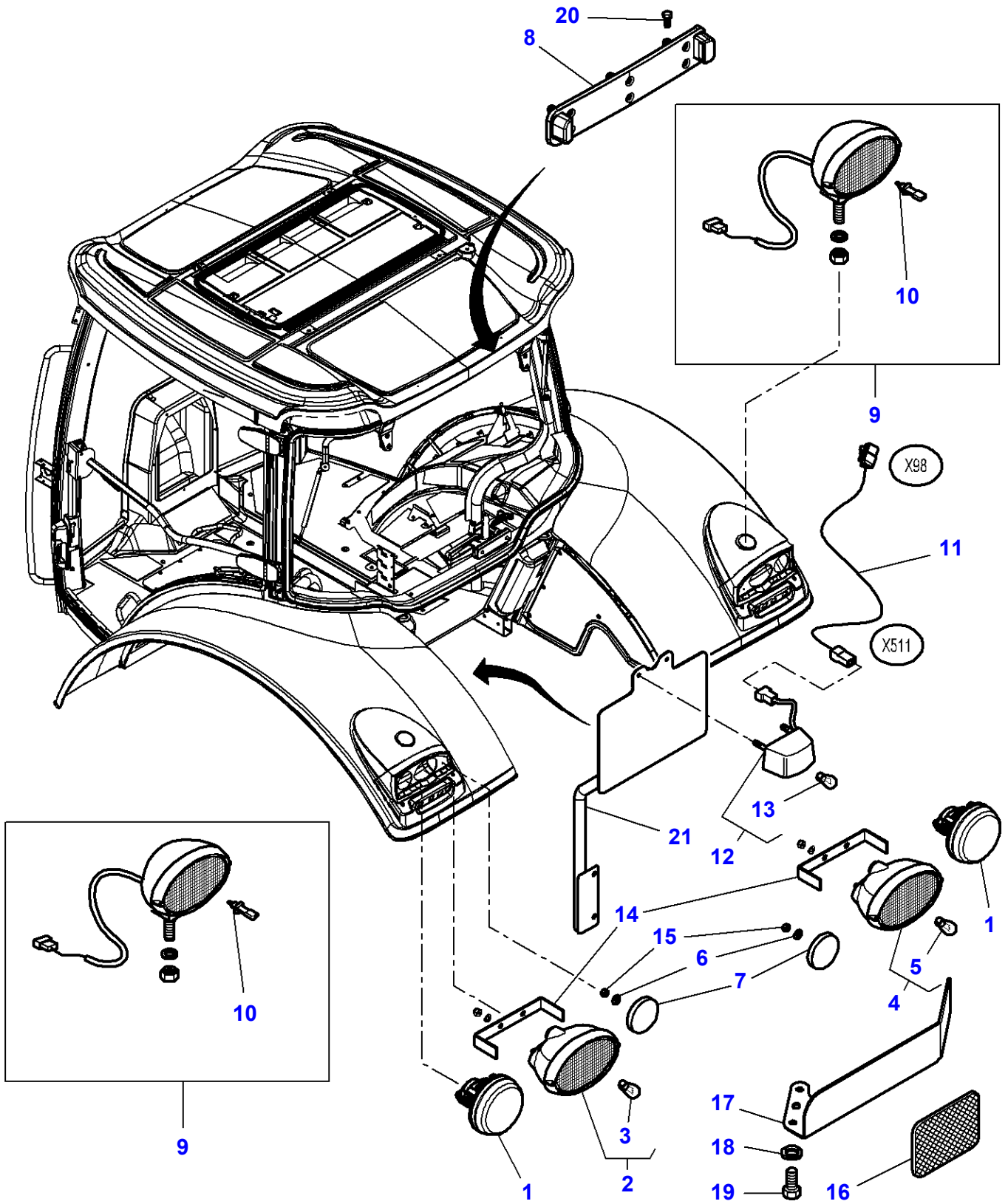
<b>Item</b>	<b>Part Number</b>	<b>Qty</b>	<b>Description</b>	<b>Comments</b>
1	339560X1	2	Hex Cap Screw	M6 X 16
2	3712185M1	1	Triangle	[C]
	3789701M1	1	Triangle	[A]
3	3762350M1	1	Bracket	
4	339030X1	2	Nut	M6
5	339124X1	4	Hex Cap Screw	M8 X 16
6	1692080M1	2	Support	
7	4296131M2	1	Support	Up to Serial or Engine Number U173053
	4348381M1	1	Support	From Serial or Engine Number U173054
8	4275057M1	4	Button	[B]
				Diameter 7
9	339124X1	2	Hex Cap Screw	M8 X 16
				From Serial or Engine Number U173054

**FOOTNOTE [A]** SAE STANDARD

**FOOTNOTE [B]** WITHOUT TRIANGLE

**FOOTNOTE [C]** EEC STANDARD

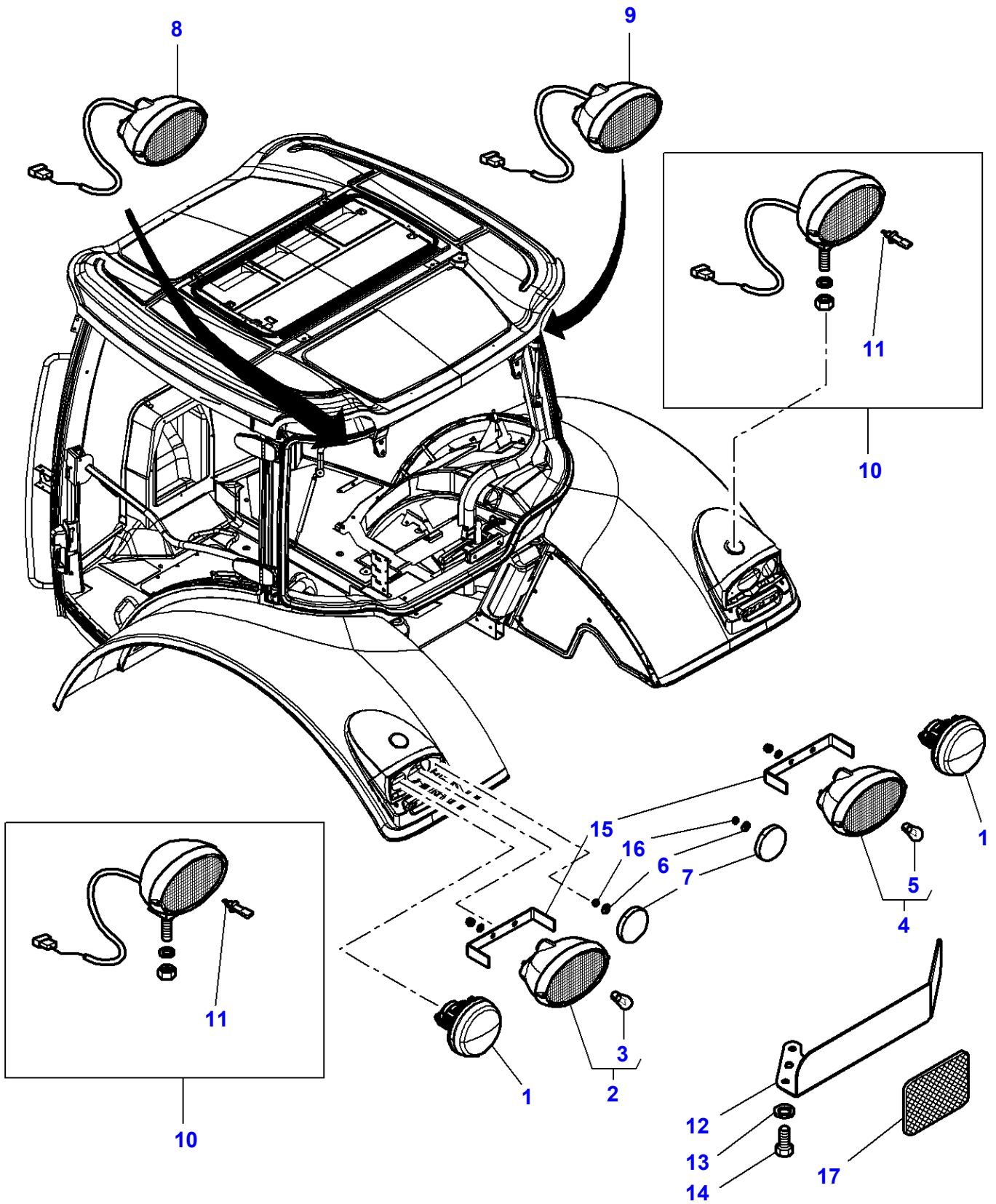
1-WW03-050-D



## Lighting Equipment - Rear

Item	Part Number	Qty	Description	Comments
1	4291407M91	2	Light	
2	4294543M91	1	Light	
3	<b>908543M1</b>	1	Bulb S/L 21/5w	(2)
4	4294544M91	1	Light	
5	<b>908543M1</b>	1	Bulb S/L 21/5w	(4)
6	3019560X1	2	Flat Washer	Diameter 5-15 X 1.5
7	4271028M1	2	Reflector	Not for Italy
	4271028M1	1	Reflector	For Italy only or any text in Italian only
8	4285069M91	1	Support	
9	4291310M92	2	Worklight	
10	<b>1628494M1</b>	1	Bulb H3	(9) 12V-55W
11	4299633M1	1	Harness	For Italy only or any text in Italian only
12	3619018M91	1	N/Plate Lamp	For Italy only or any text in Italian only
13	<b>3002706X1</b>	1	Bulb 12v 10w	(12)
14	4295899M1	2	Bridle	
15	1441917X1	2	Locknut	M5
16	3618951M1	2	Reflector	
17	4279179M1	1	Support	Left Hand
	4279180M1	1	Support	Right Hand
18	339374X1	4	Lock Washer	
19	339124X1	4	Hex Cap Screw	M8 X 16
20	4292651M1	3	Self Tap Screws	M6 X 25
	4292617M1	3	Screw	Up to Serial or Engine Number 08-APR-2009 Diameter 4.8 X 25 From Serial or Engine Number 09-APR-2009
21	4296105M1	1	Support	For Italy only or any text in Italian only

1-WW03-051-C

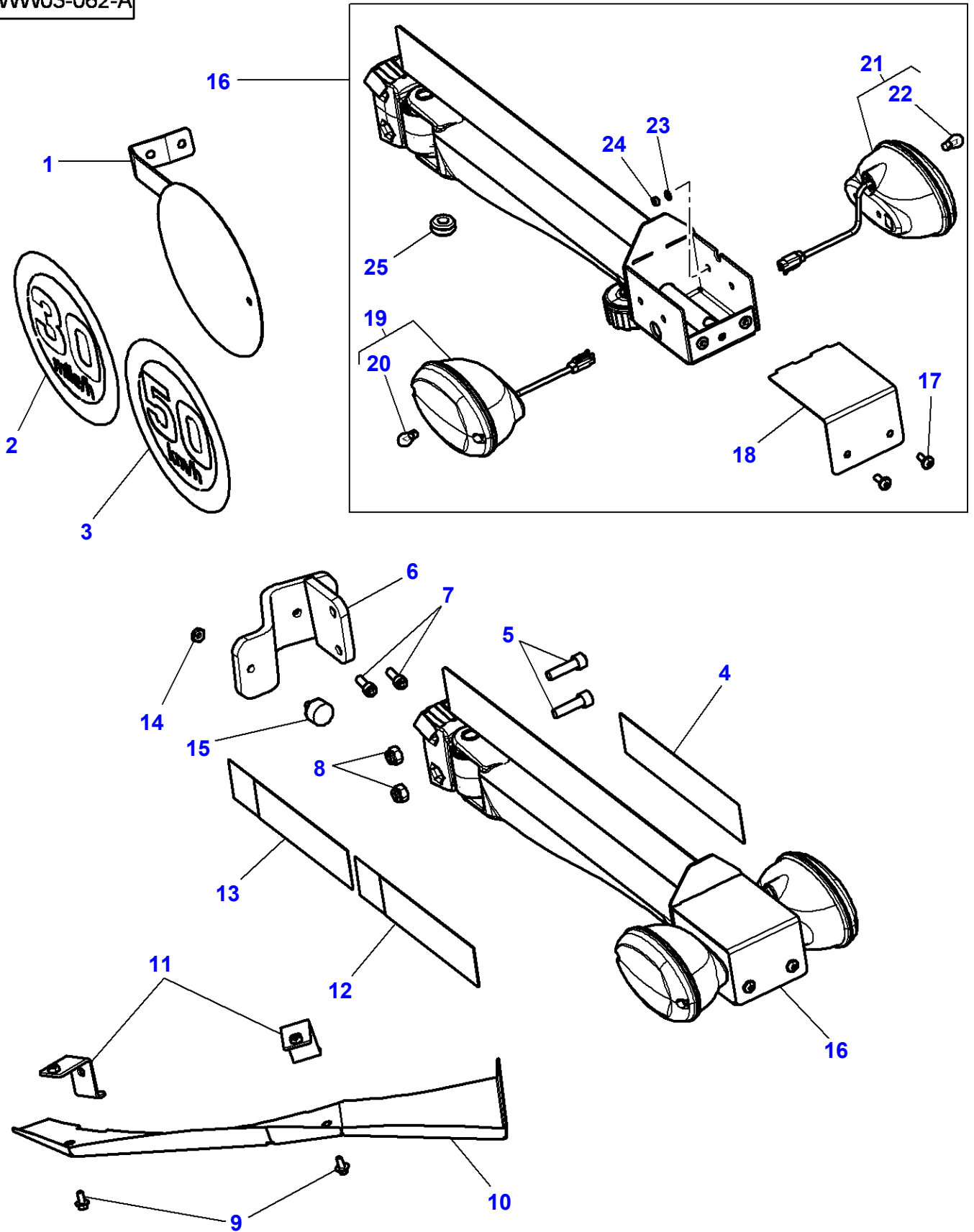


**Massey Ferguson****MF 8650 TRACTOR - 3906210****3906210****Lighting Equipment - Rear - For United States of America****Page 120-0045**

<b>Item</b>	<b>Part Number</b>	<b>Qty</b>	<b>Description</b>	<b>Comments</b>
1	4291407M91	2	Light	
2	4294543M91	1	Light	
3	<b>908543M1</b>	1	Bulb S/L 21/5w	(2)
4	4294544M91	1	Light	
5	<b>908543M1</b>	1	Bulb S/L 21/5w	(4)
6	3019560X1	2	Flat Washer	Diameter 5-15 X 1.5
7	4271028M1	2	Reflector	
8	4284210M91	1	Indicator Lamp	Left Hand
9	4284209M91	1	Indicator Lamp	Right Hand
10	4291310M92	2	Worklight	
11	<b>1628494M1</b>	1	Bulb H3	(10) 12V-55W
12	4279179M1	1	Support	Left Hand
	4279180M1	1	Support	Right Hand
13	339374X1	4	Lock Washer	
14	339124X1	4	Hex Cap Screw	M8 X 16
15	4295899M1	2	Bridle	
16	1441917X1	2	Locknut	M5
17	3618951M1	2	Reflector	

MF 8650 TRACTOR - 3906210  
1-WW03-062-A

1-WW03-062-A



Item	Part Number	Qty	Description	Comments
1	4296106M1	1	Support	
2	4296104M1	1	Decal	30 Mp/h
3	4295336M1	1	Decal	50 Km/h
4	3788462M1	2	Reflectingmirror	[A]
5	3012020X1	4	Screw	M10 X 35
6	4294382M4	1	Support	Right Hand
	4294499M4	1	Support	Left Hand
7	391990X1	4	Hex Socket Screw	M8 X 25
8	1440329X1	4	Locknut	M10
9	3009181X1	4	Screw	M6 X 12
10	4295334M1	1	Cover	Left Hand
	4296236M1	1	Cover	Right Hand
11	4296228M1	4	Support	
12	3788461M1	2	Reflectingmirror	[B]
13	3788460M1	2	Reflectingmirror	[C]
14	390345X1	2	Nut Special	
15	4295460M1	2	Pad	
16	4296129M92	2	Arm	
17	3012092X1	2	Screw	(16)
				M6 X 12
18		1	Cover	(16)
				Not serviced,order REF 14
19	4279173M91	1	Light	(16)
				Left Hand
20	<b>621235M1</b>	1	Bulb 12v 21w	(20)
21	4279174M91	1	Light	(16)
				Right Hand
22	<b>621235M1</b>	1	Bulb 12v 21w	(21)
23	3006155X1	4	Tooth Washer	(16)
24	3010477X1	4	Nut Metric	(16)
25	4297499M1	1	Grommet	(16)

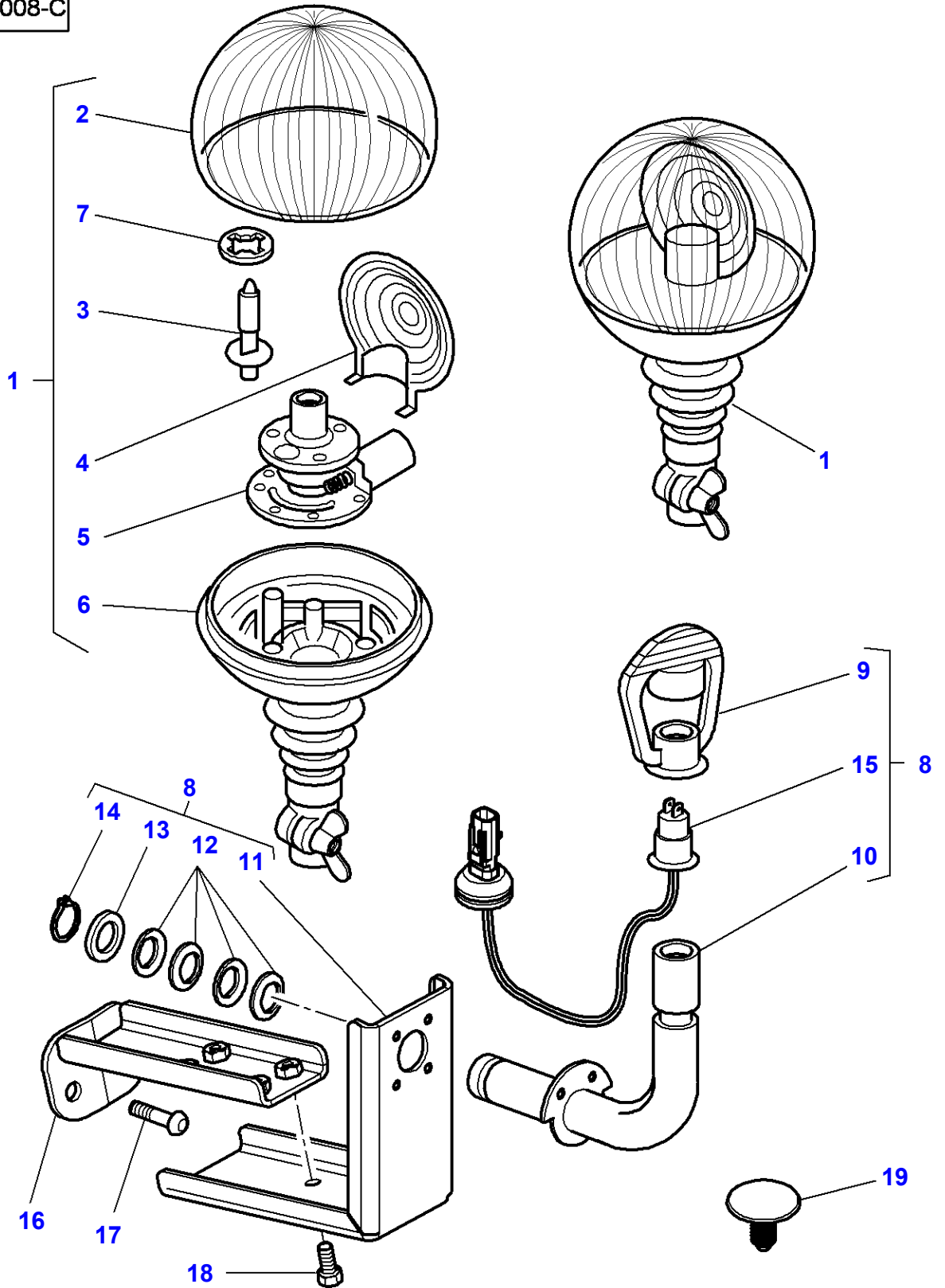
FOOTNOTE [A] YELLOW REFLECTORS

FOOTNOTE [B] RED REFLECTORS

FOOTNOTE [C] RED/ORANGE



1-WW11-008-C





**Massey Ferguson**  
**MF 8650 TRACTOR - 3906210**

**3906210**

**Page 120-0055**

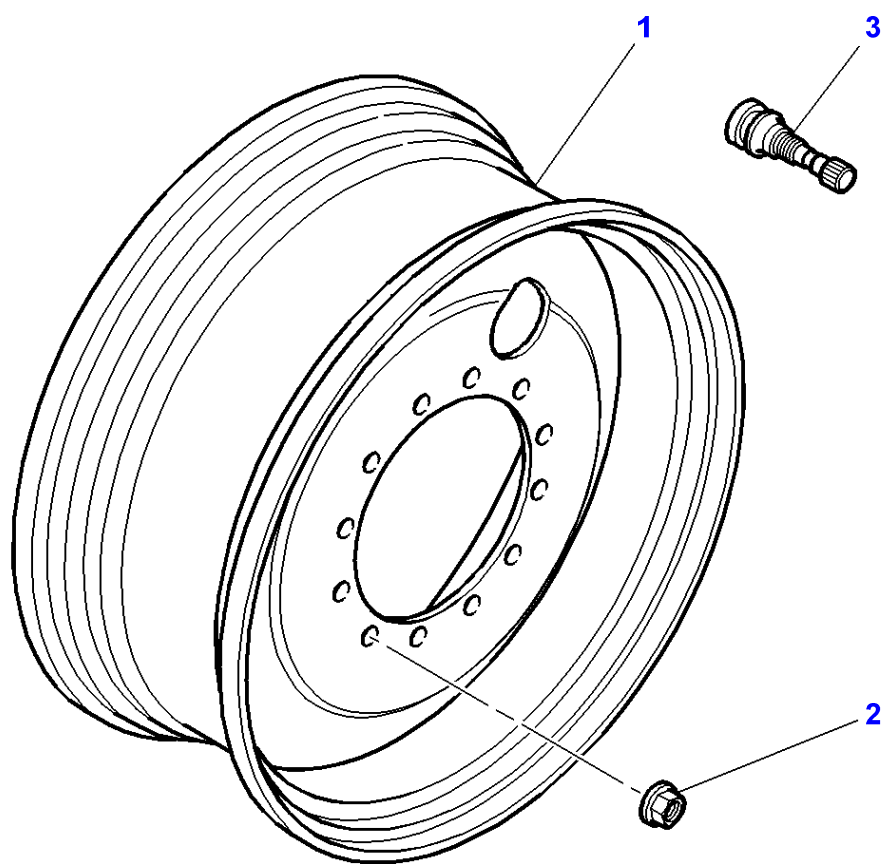
**Rotating Light**

<b>Item</b>	<b>Part Number</b>	<b>Qty</b>	<b>Description</b>	<b>Comments</b>
13	3778025M1	1	Washer	(8) Diameter 23-45 X 3 (2 Rotating Light)
14	3006699X1	1	Circlip	(8) Diameter 22 X 1.2 (1 Rotating Light)
14	3006699X1	1	Circlip	(8) Diameter 22 X 1.2 (2 Rotating Light)
15	4297100M93	1	Harness	(8) (1 Rotating Light)
15	4297100M93	1	Harness	(8) (2 Rotating Light)
16	4294656M1	1	Support	(1 Rotating Light)
16	4294656M1	1	Support	(2 Rotating Light)
17	391990X1	2	Hex Socket Screw	M8 X 25 (1 Rotating Light)
17	391990X1	2	Hex Socket Screw	M8 X 25 (2 Rotating Light)
18	339560X1	2	Hex Cap Screw	M6 X 16 (1 Rotating Light)
18	339560X1	2	Hex Cap Screw	M6 X 16 (2 Rotating Light)
19	4275057M1	2	Button	[A] Diameter 7 (1 Rotating Light)
19	4275057M1	2	Button	[A] Diameter 7 (2 Rotating Light)

**FOOTNOTE [A] WITHOUT ROTATING LIGHT**

Page Title	Page Number
Front Wheels - 4 Wheel Drive - Wheel Hub 12 Holes Assembling	130-0005
Front Wheels - 4 Wheel Drive - Wheel Hub 12 Holes Assembling	130-0010
Front Wheels - 4 Wheel Drive - Wheel Hub 12 Holes Assembling	130-0015
Front Axle 4 Wheel Drive - Mudguards And Supports - Pivoting	130-0020
Front Axle 4 Wheel Drive - Mudguards And Supports - MULTI POSITIONS Up To 30-AUG-2009	130-0025
Front Axle 4 Wheel Drive - Mudguards And Supports - MULTI POSITIONS From 31-AUG-2009	130-0030
Front Axle 4 Wheel Drive - Mudguards And Supports - Pivoting - Up To 30-AUG-2009	130-0035
Rear Wheels - Wheel Hub 10 Holes Assembling	130-0040
Rear Wheels - Wheel Hub 10 Holes Assembling	130-0045
Rear Wheels - Wheel Hub 10 Holes Assembling	130-0050
Rear Wheels - Wheel Hub 10 Holes Assembling	130-0055
Rear Wheels - Fixing By Cone	130-0060
Rear Wheels - Fixing By Cone - Shaft Diameter 110 mm / Cone / Wheel Hub Reversed	130-0065
Rear Wheels - Fixing By Cone - Shaft Diameter 110mm - With Spacers for Dual Wheels Cone/Wheel Hub Reversed	130-0070
Wheel Weights	130-0075
Wheel Weights	130-0080
Wheel Weights	130-0085
Wheel Wedges - Up to Serial or Engine Number - U160035	130-0090
Wheel Wedges - From Serial or Engine Number - U160036	130-0095

1-WL03-011-A

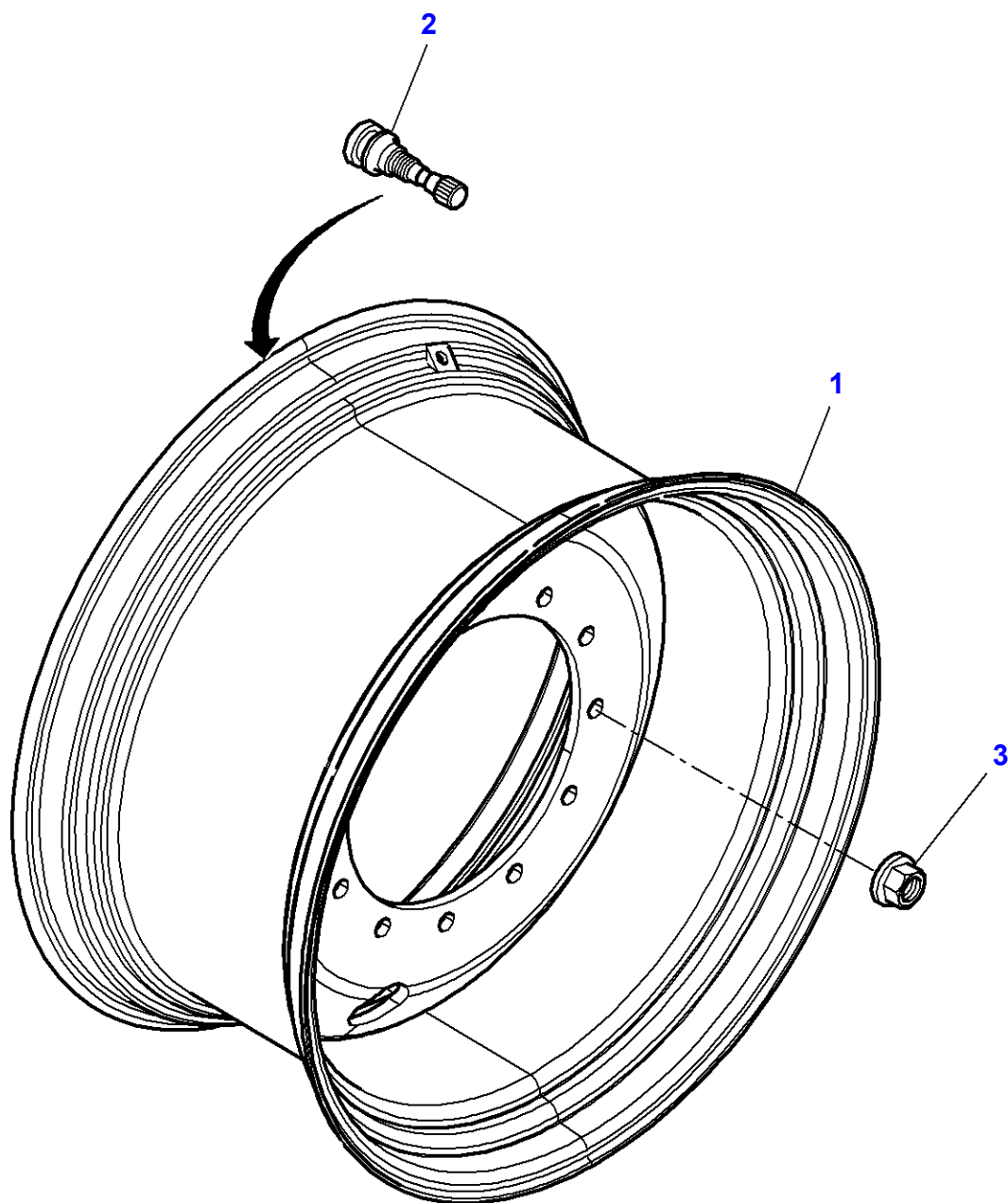


**Massey Ferguson****MF 8650 TRACTOR - 3906210****3906210****Front Wheels - 4 Wheel Drive - Wheel Hub 12 Holes Assembling****Page 130-0005**

<b>Item</b>	<b>Part Number</b>	<b>Qty</b>	<b>Description</b>	<b>Comments</b>
1	4293267M91	2	Wheel Rim	DWW23A X 30"
	4288804M91	2	Wheel Rim	DWW18L X 34"
	4288806M91	2	Wheel Rim	DW20A X 30"
2	<b>3712611M2</b>	24	Nut Special	Up to Serial or Engine Number U155024 M22
	3014500X1	24	Nut	[A] From Serial or Engine Number U155025 M22
3	4274219M1	2	Pressure Valve	

**FOOTNOTE [A] TURNING**

1-WL03-026-A



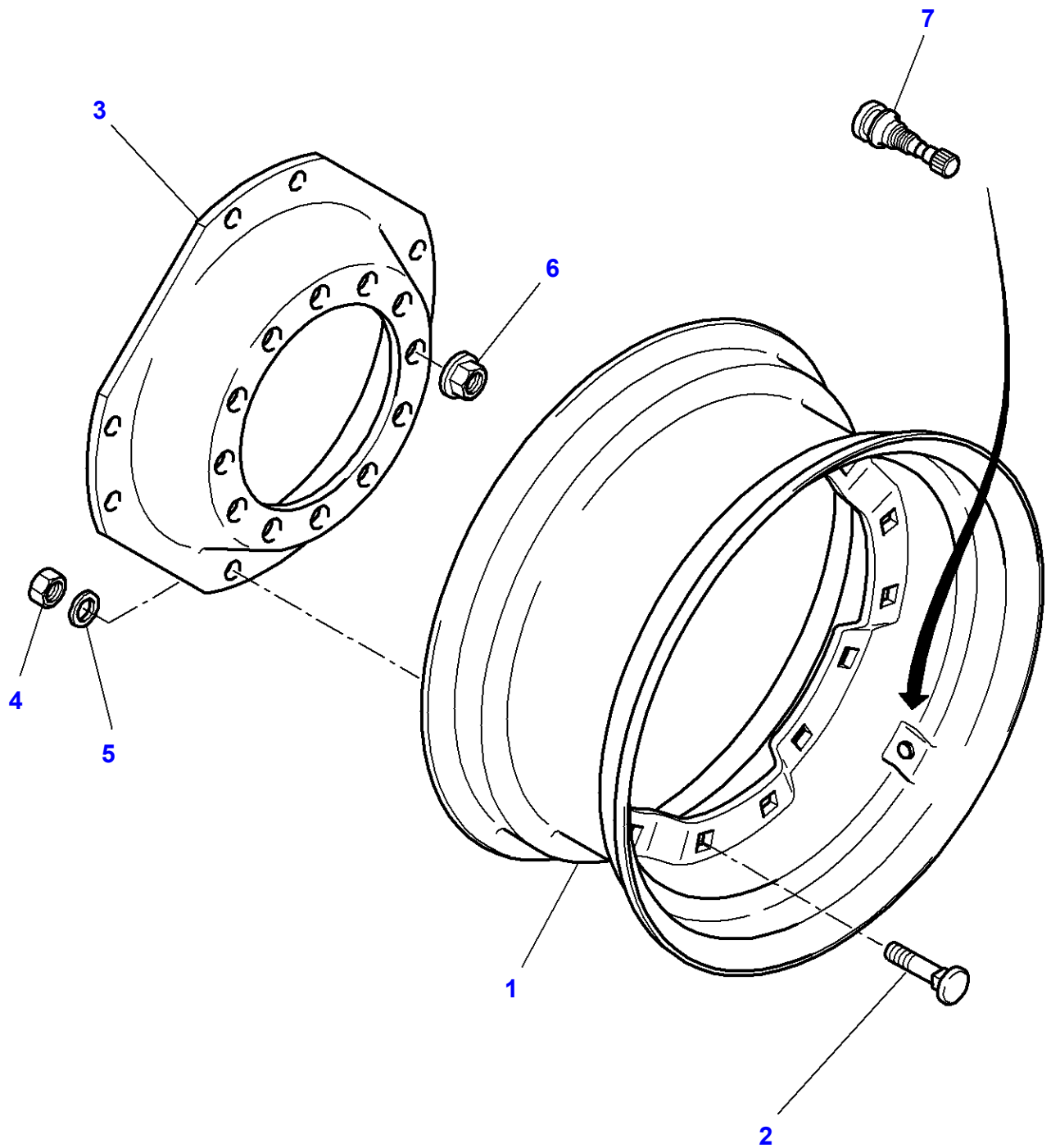
**Massey Ferguson****MF 8650 TRACTOR - 3906210****3906210****Front Wheels - 4 Wheel Drive - Wheel Hub 12 Holes Assembling****Page 130-0010**

<b>Item</b>	<b>Part Number</b>	<b>Qty</b>	<b>Description</b>	<b>Comments</b>
1	4297555M91	2	Wheel Rim	WL18 X 28"
	4298041M91	2	Wheel Rim	DWL 16 X 30"
2	4274219M1	2	Pressure Valve	
3	<b>3712611M2</b>	24	Nut Special	Up to Serial or Engine Number U155024 M22
	3014500X1	24	Nut	[A] From Serial or Engine Number U155025 M22

FOOTNOTE [A] TURNING



1-WL03-024-A

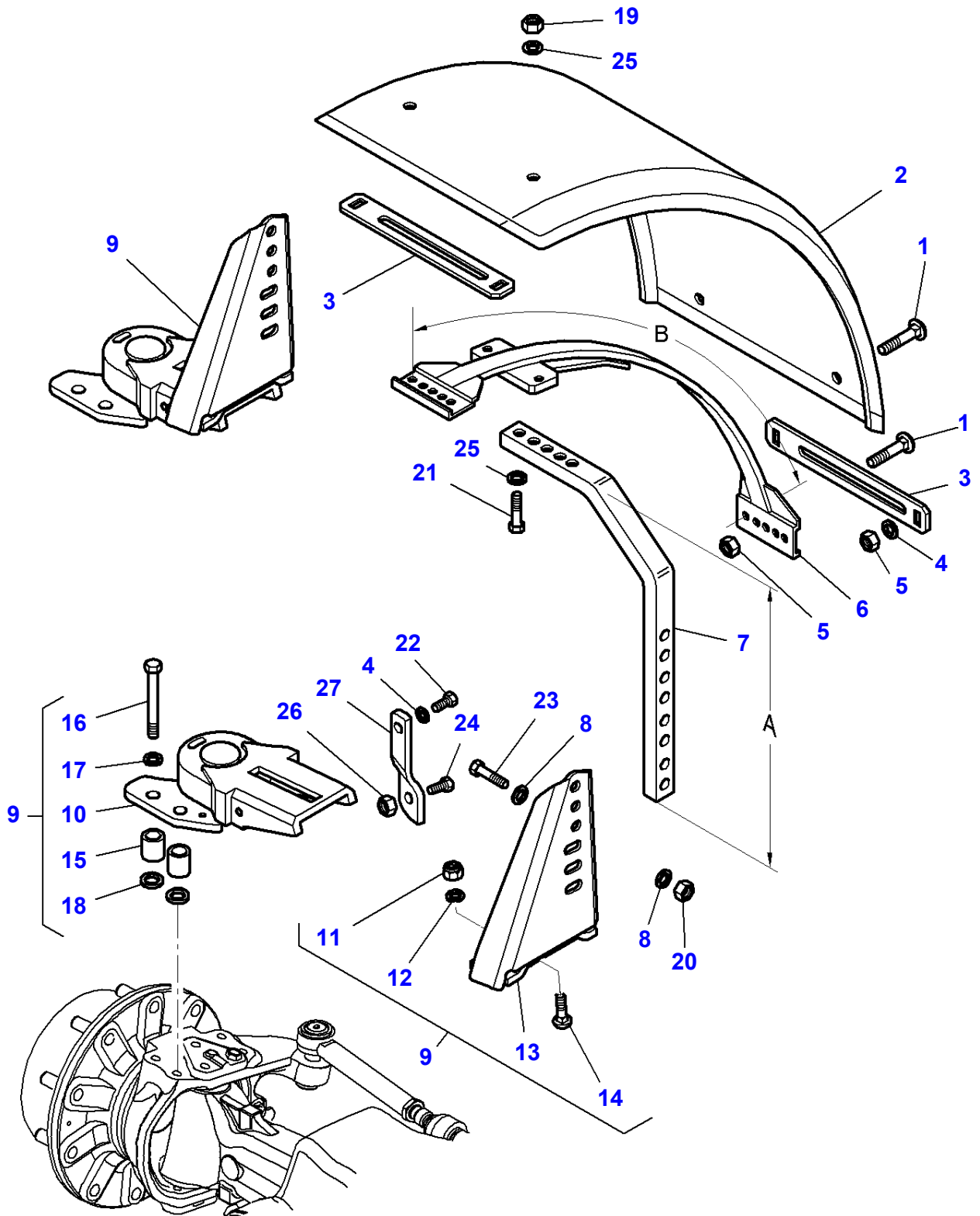


**Massey Ferguson****MF 8650 TRACTOR - 3906210****3906210****Front Wheels - 4 Wheel Drive - Wheel Hub 12 Holes Assembling****Page 130-0015**

<b>Item</b>	<b>Part Number</b>	<b>Qty</b>	<b>Description</b>	<b>Comments</b>
1	4293078M1	2	Wheel Rim	W18L X 28"
	4293073M1	2	Wheel Rim	W15L X 34"
	4293072M1	2	Wheel Rim	W13 X 34"
	4293075M1	2	Wheel Rim	DWW15L X 30"
	4294726M1	2	Wheel Rim	W18L X 34"
2	F718.702.021.010	16	Screw	
3	4293082M1	2	Disc	28"- 30"
	4293080M1	2	Disc	34"
4	3785846M1	16	Nut	
5	3785848M1	16	Washer	
6	<b>3712611M2</b>	24	Nut Special	Up to Serial or Engine Number U155024 M22
	3014500X1	24	Nut	[A] From Serial or Engine Number U155025 M22
7	4274219M1	2	Pressure Valve	

**FOOTNOTE [A] TURNING**

1-WK14-016-B

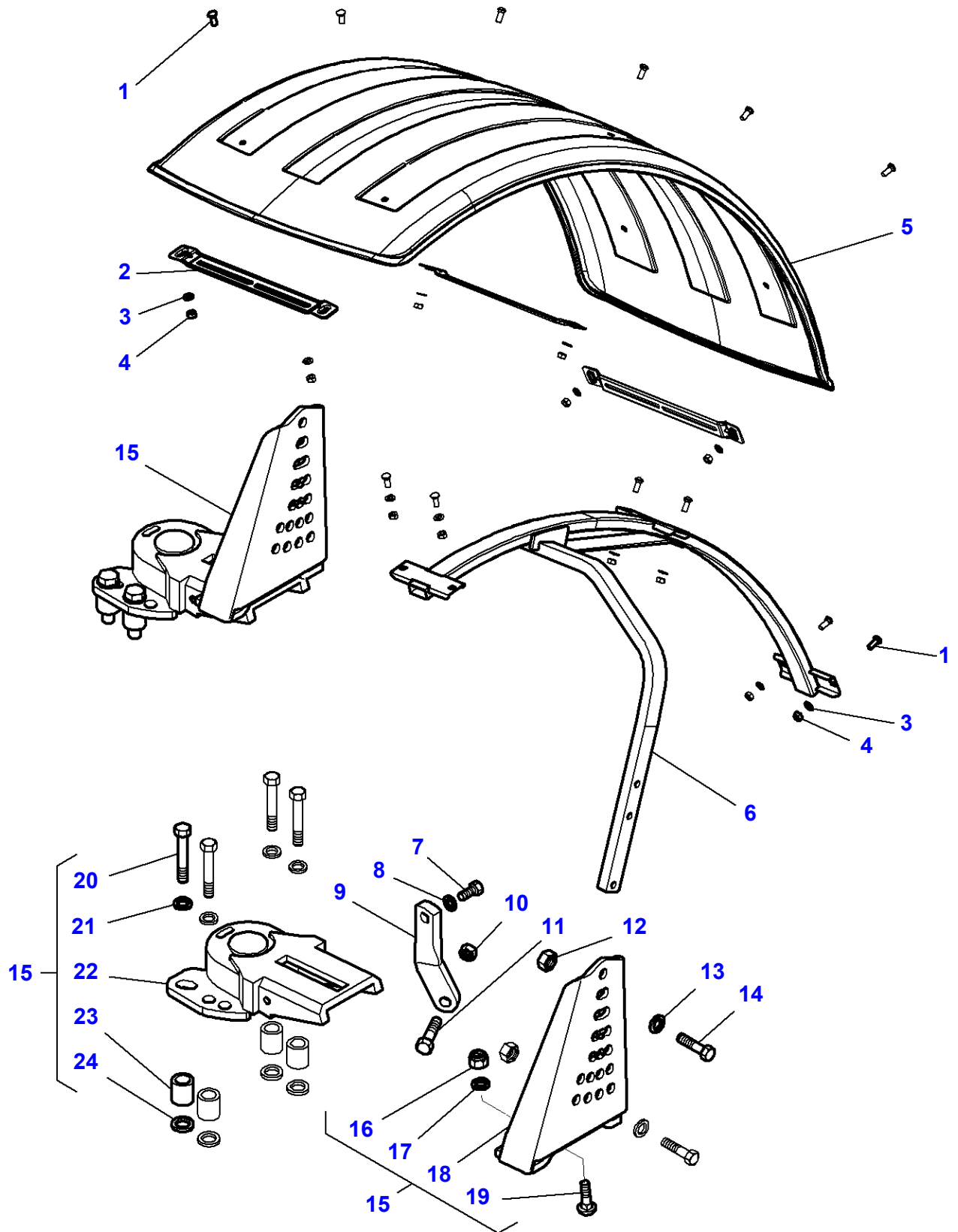


## Front Axle 4 Wheel Drive - Mudguards And Supports - Pivoting

Item	Part Number	Qty	Description	Comments
1	390809X1	12	Carriage Bolt	M10 X 25
2	3715946M3	2	Fender	Width 410 MM
	3619229M3	2	Fender	Width 470 MM
	3779567M2	2	Fender	Width 520 MM
	3780467M2	2	Fender	Width 620 MM
3	3777586M2	4	Plate	Length 340 MM
	3777587M2	4	Plate	Length 400 MM
	3780468M2	4	Plate	Length 448 MM
4	390734X1	14	Flat Washer	Diameter 10-21 X 2
5	339402X1	12	Nut	M10
6	3789029M1	2	Safety Frame	B = 1167 MM
	3784948M1	2	Safety Frame	B = 1045 MM
7	4285025M1	2	Arm	A = 517 MM
	3789030M1	2	Arm	A = 416mm Thickness 25mm
8	390735X1	8	Flat Washer	Diameter 12-24 X 2,5
9	4273474M92	1	Pivot	Right Hand
	4273475M92	1	Pivot	Left Hand
10	4273668M2	1	Pivot	(9) Right Hand See Page - Reference Number 130-0035/1
	4273669M2	1	Pivot	(9) Left Hand See Page - Reference Number 130-0035/1
11	4273673M1	1	Nut	(9) M18
12	4273674M1	1	Washer	(9)
13	4273670M1	1	Support	(9) Left Hand
	4273671M1	1	Support	(9) Right Hand
14	4273672M1	1	Screw	(9)
15	4282836M1	4	Spacer	(9) Diameter 19-30 X 30
16	3002877X1	4	Hex Cap Screw	(9) M16 X 65
17	1441664X1	4	Flat Washer	(9)
18	3015484X1	4	O Ring	(9)
19	1442190X1	4	Locknut	M12
20	1442190X1	4	Locknut	M12
21	1441226X1	4	Hex Cap Screw	M12 X 40
22	1441302X1	2	Hex Cap Screw	M10 X 30
23	3009510X1	4	Hex Cap Screw	M12 X 50
24	1440716X1	2	Hex Cap Screw	M12 x 30
	3010763X1	2	Hex Cap Screw	M12 X 60
25	1441664X1	8	Flat Washer	Diameter 16-30 X 3
26	3009695X1	2	Nut	M12
27	4280475M1	1	Strap	Left Hand
	4280473M1	1	Strap	Right Hand

MF 8650 TRACTOR - 3906210  
1-WK14-021-A

1-WK14-021-A

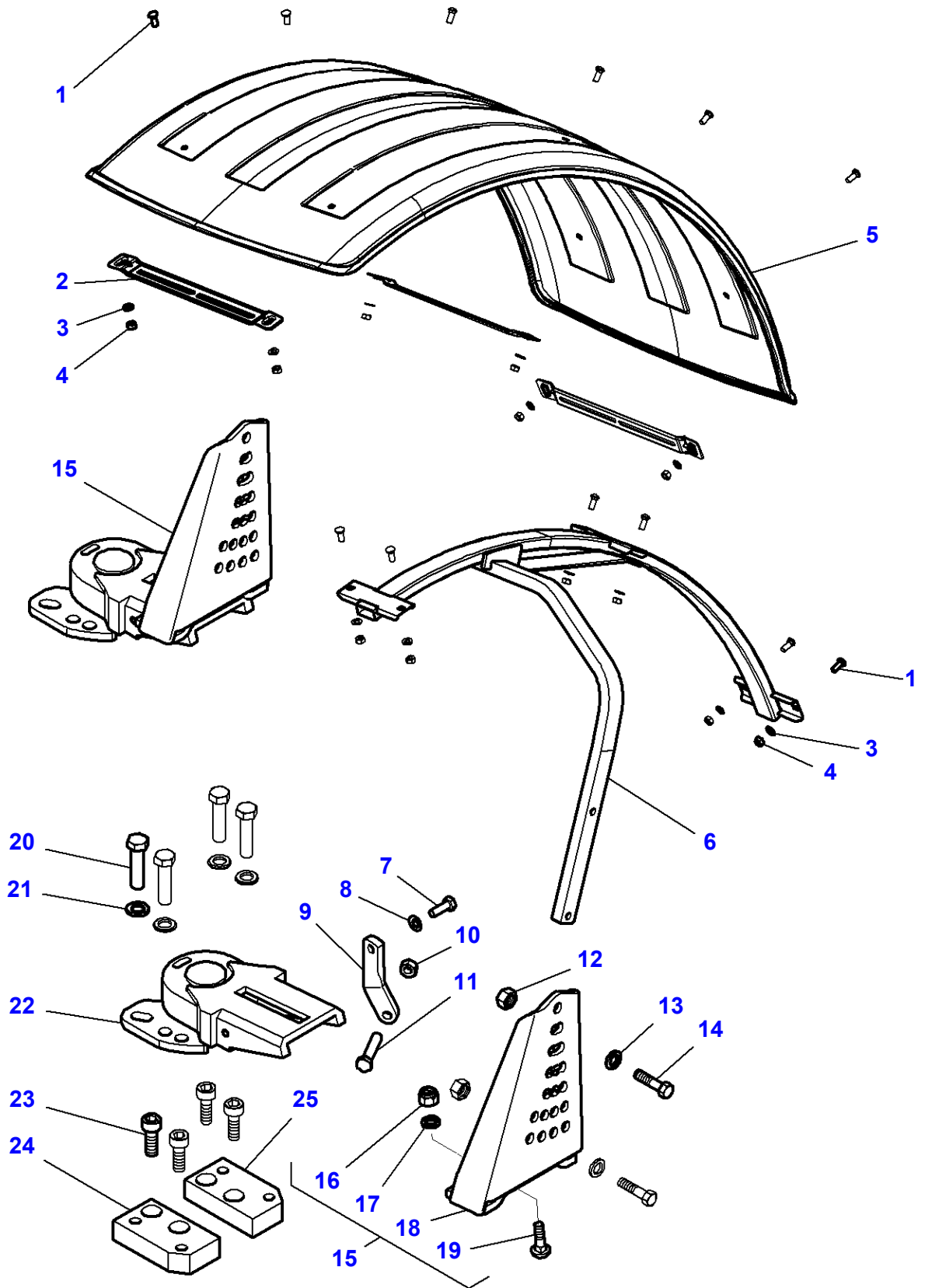


**Massey Ferguson****MF 8650 TRACTOR - 3906210****3906210****Front Axle 4 Wheel Drive - Mudguards And Supports - MULTI POSITIONS Up To 30-AUG-2009****Page 130-0025**

<b>Item</b>	<b>Part Number</b>	<b>Qty</b>	<b>Description</b>	<b>Comments</b>
1	390809X1	24	Carriage Bolt	M10 X 25
2	4294797M2	6	Plate	
3	390734X1	24	Flat Washer	
4	339402X1	24	Nut	
5	4294994M1	2	Envelope	Width 700 MM
6	4294793M2	1	Arm	Right Hand
	4294794M2	1	Arm	Left Hand
7	1441302X1	2	Hex Cap Screw	M10 X 30
8	390734X1	2	Flat Washer	
9	4280473M1	1	Strap	Right Hand
	4280475M1	1	Strap	Left Hand
10	3009695X1	2	Nut	
11	3010763X1	2	Hex Cap Screw	M12 X 60
12	1442190X1	4	Locknut	
13	390735X1	4	Flat Washer	
14	3009510X1	4	Hex Cap Screw	M12 X 50
15	4295586M91	1	Pivot	Right Hand
	4295587M91	1	Pivot	Left Hand
16	4273673M1	1	Nut	(15) M18
17	4273674M1	1	Washer	(15)
18	4295588M1	1	Support	(15) Right Hand
	4295589M1	1	Support	(15) Left Hand
19	4273672M1	1	Screw	(15)
20	3002877X1	4	Hex Cap Screw	(15) M16 X 65
21	1441664X1	4	Flat Washer	(15)
22	4273668M2	1	Pivot	(15) Right Hand
	4273669M2	1	Pivot	(15) Left Hand
				See Page - Reference Number 130-0035/1
23	4282836M1	4	Spacer	(15) Diameter 19-30 X 30
24	3015484X1	4	O Ring	(15)

MF 8650 TRACTOR - 3906210  
1-WK14-022-A

1-WK14-022-A

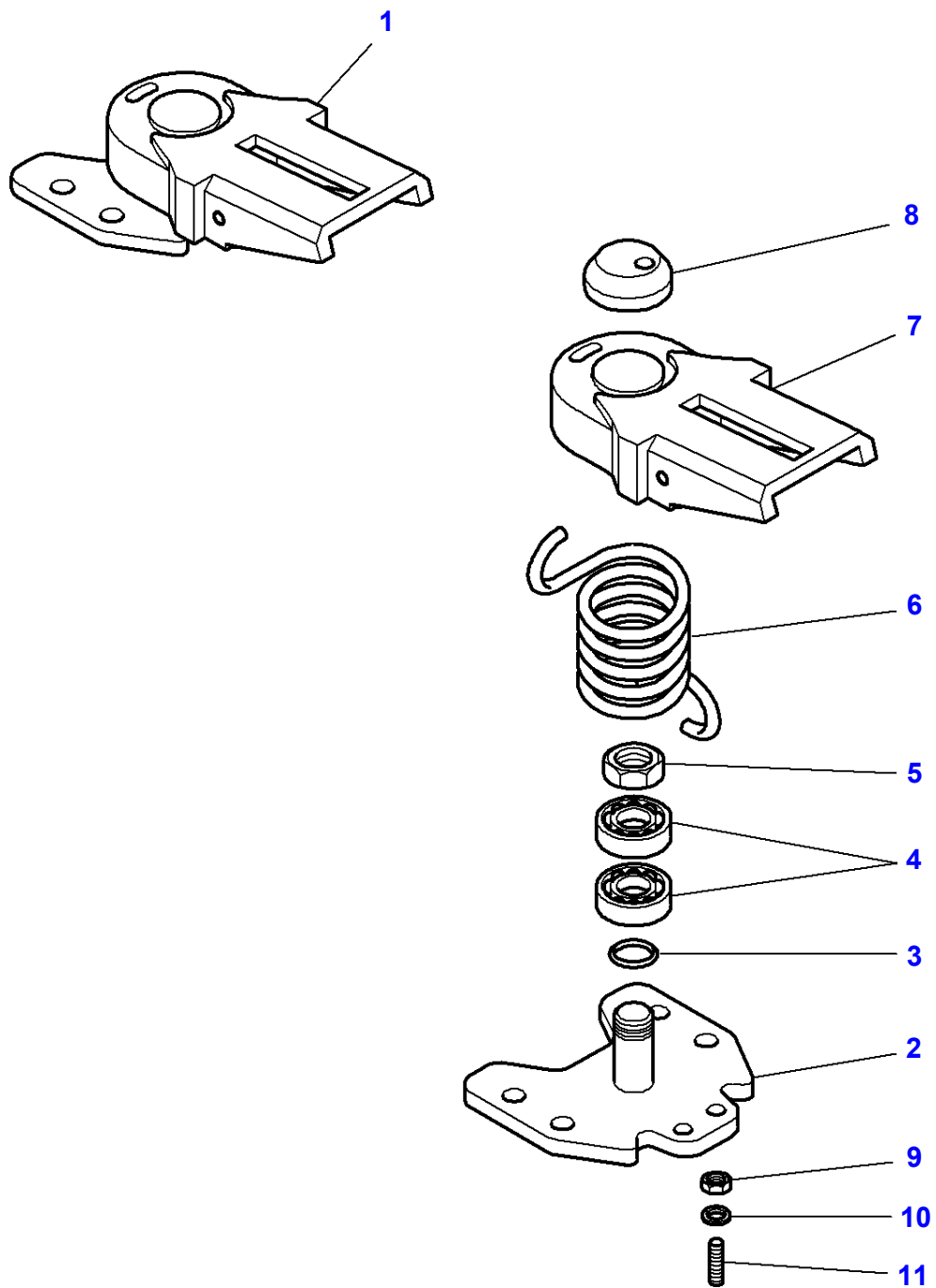


Item	Part Number	Qty	Description	Comments
1	390809X1	24	Carriage Bolt	M10 X 25
2	4294797M2	6	Plate	
3	390734X1	24	Flat Washer	
4	339402X1	24	Nut	
5	4294994M1	2	Envelope	Width 700 MM
6	4347825M1	1	Arm	Right Hand
	4347826M1	1	Arm	Left Hand
7	1441302X1	2	Hex Cap Screw	M10 X 30
8	390734X1	2	Flat Washer	
9	4347604M1	1	Strap	Right Hand
	4347605M1	1	Strap	Left Hand
10	3009695X1	2	Nut	
11	3010763X1	2	Hex Cap Screw	M12 X 60
12	1442190X1	4	Locknut	
13	390735X1	4	Flat Washer	
14	3009510X1	4	Hex Cap Screw	M12 X 50
15	4347554M91	1	Pivot	Right Hand
	4347555M91	1	Pivot	Left Hand
16	4273673M1	1	Nut	(15) M18
17	4273674M1	1	Washer	(15)
18	4295588M1	1	Support	(15) Right Hand
	4295589M1	1	Support	(15) Left Hand
19	4273672M1	1	Screw	(15)
20	391120X1	4	Hex Cap Screw	M16 X 45
21	1441664X1	4	Flat Washer	
22		1	Pivot	[A] (15) Right Hand
		1	Pivot	[A] (15) Left Hand
23	3011612X1	4	Screw	M16 X 40
24	4348278M1	1	Adaptor	Left Hand
25	4348279M1	1	Adaptor	Right Hand

FOOTNOTE [A] NUMBER TO BE ADVISED



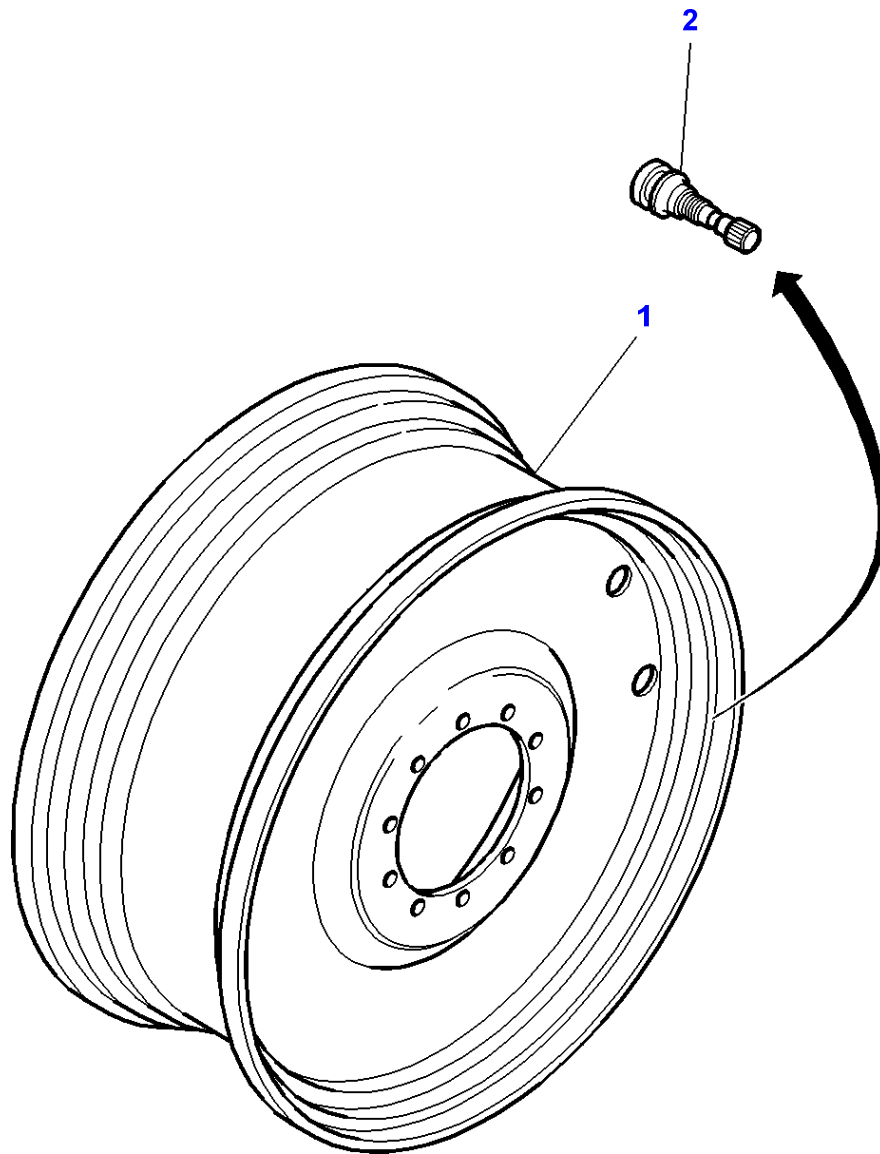
1-WK14-013-A



**Massey Ferguson****MF 8650 TRACTOR - 3906210****3906210****Front Axle 4 Wheel Drive - Mudguards And Supports - Pivoting - Up To 30-AUG-2009****Page 130-0035**

<b>Item</b>	<b>Part Number</b>	<b>Qty</b>	<b>Description</b>	<b>Comments</b>
1	4273669M2	1	Pivot	Left Hand
	4273668M2	1	Pivot	Right Hand
2		1	Pedestal	(1) Not serviced,order REF. 1
3	3903902M1	1	Gasket	(1)
4	3010151X91	2	Bearing Taper	(1)
5	3015395X1	1	Locknut	(1) M25 x 1,5
6	F718.701.030.050	1	Spring	(1) Left Hand
	F718.701.030.040	1	Spring	(1) Right Hand
7		1	Cover	(1) Not serviced,order REF .1
8	F718.701.030.010	1	Cover	(1)
9	339070X1	1	Nut	(1)
10	390973X1	1	Flat Washer	(1)
11	F718.701.030.070	1	Grub Screw	(1) M14 X 1,5

1-WM01-004-C

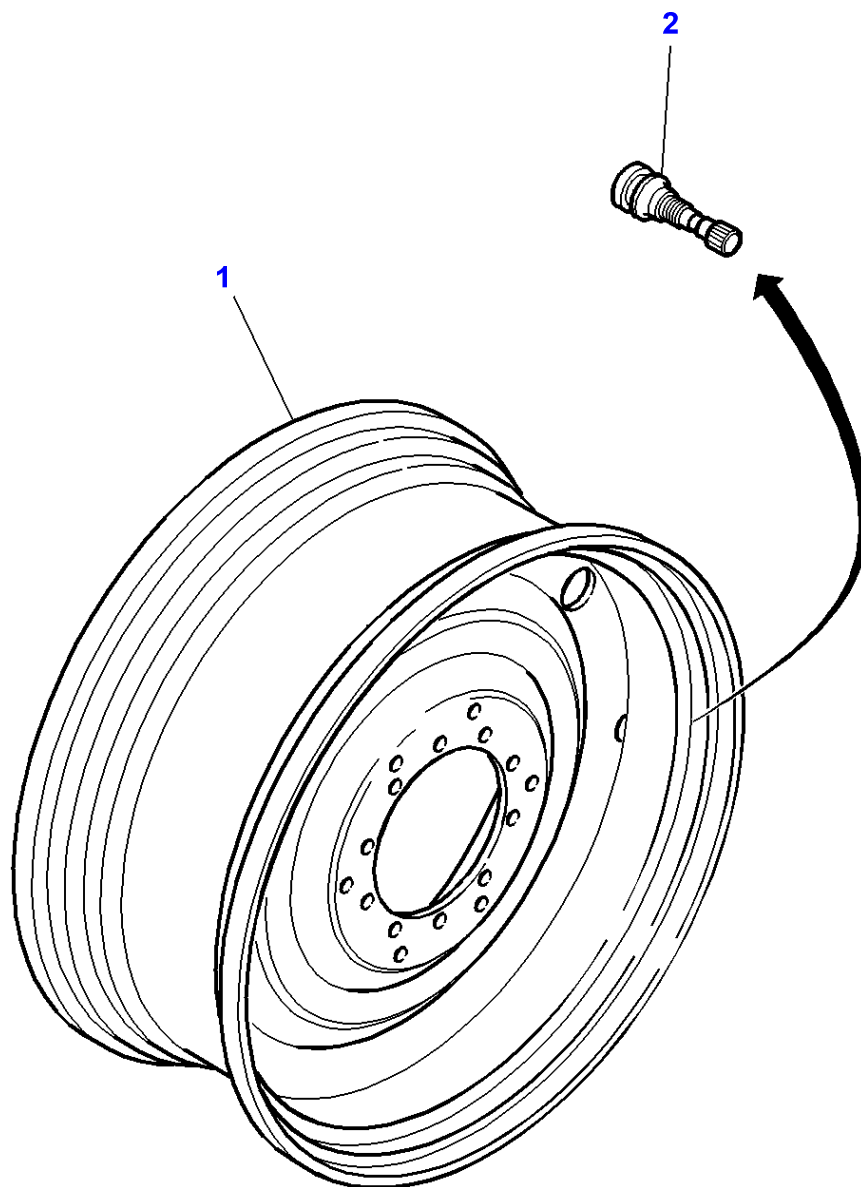


**Massey Ferguson****MF 8650 TRACTOR - 3906210****3906210****Rear Wheels - Wheel Hub 10 Holes Assembling****Page 130-0040**

<b>Item</b>	<b>Part Number</b>	<b>Qty</b>	<b>Description</b>	<b>Comments</b>
1	4293341M91	2	Wheel Rim	[C] DWW 23A X 38"
	4293359M91	2	Wheel Rim	[F,J] DWW 18L X 42"
	4293385M91	2	Wheel Rim	[J] DD 16 X 46"
2	4274219M1	2	Pressure Valve	

**FOOTNOTE [C]** USED WITH TYRES : 650/85R38 - 710/70R38**FOOTNOTE [F]** USED WITH TYRES : 20,8R-42" - 620/70R42 - 350/65R42 - 520/85R42**FOOTNOTE [J]** CAN BE TWINED FITTED

1-WM01-009-A



**Massey Ferguson**

**MF 8650 TRACTOR - 3906210**

**3906210**

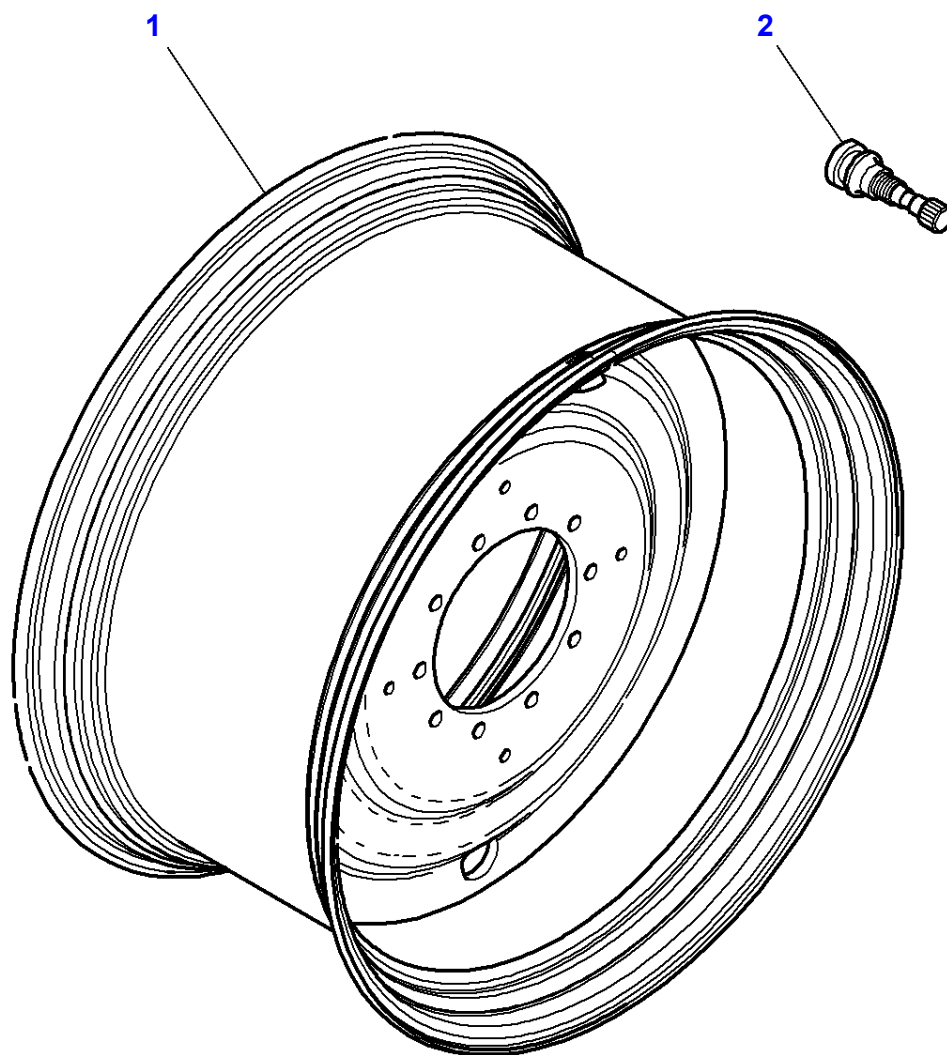
**Rear Wheels - Wheel Hub 10 Holes Assembling**

**Page 130-0045**

<b>Item</b>	<b>Part Number</b>	<b>Qty</b>	<b>Description</b>	<b>Comments</b>
1	4293375M91	2	Wheel Rim	[A] DWW 27A X 42"
	4293395M91	2	Wheel Rim	[A] DW15L X 50"
2	4274219M1	2	Pressure Valve	

**FOOTNOTE [A] CAN BE TWINED FITTED**

1-WM01-016-A

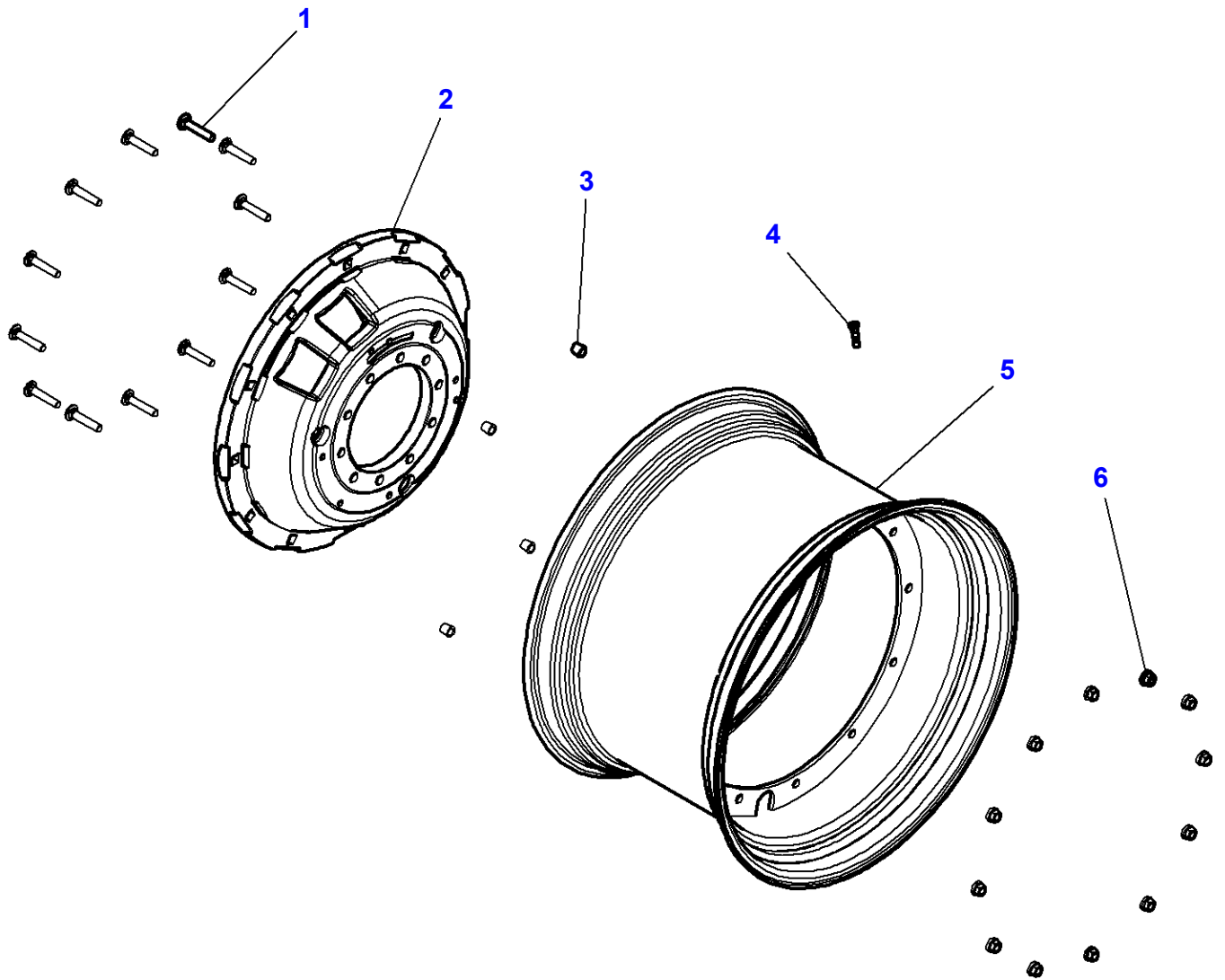


**Massey Ferguson****MF 8650 TRACTOR - 3906210****3906210****Rear Wheels - Wheel Hub 10 Holes Assembling****Page 130-0050**

<b>Item</b>	<b>Part Number</b>	<b>Qty</b>	<b>Description</b>	<b>Comments</b>
1	4293365M91	2	Wheel Rim	DW23A X 42"
	4293351M92	2	Wheel Rim	DW25A X 38"
	4294830M91	2	Wheel Rim	W20 X 42"
	4299568M91	2	Wheel Rim	DW27B X 38 "
2	4274219M1	2	Pressure Valve	



1-WM01-018-A



## Rear Wheels - Wheel Hub 10 Holes Assembling

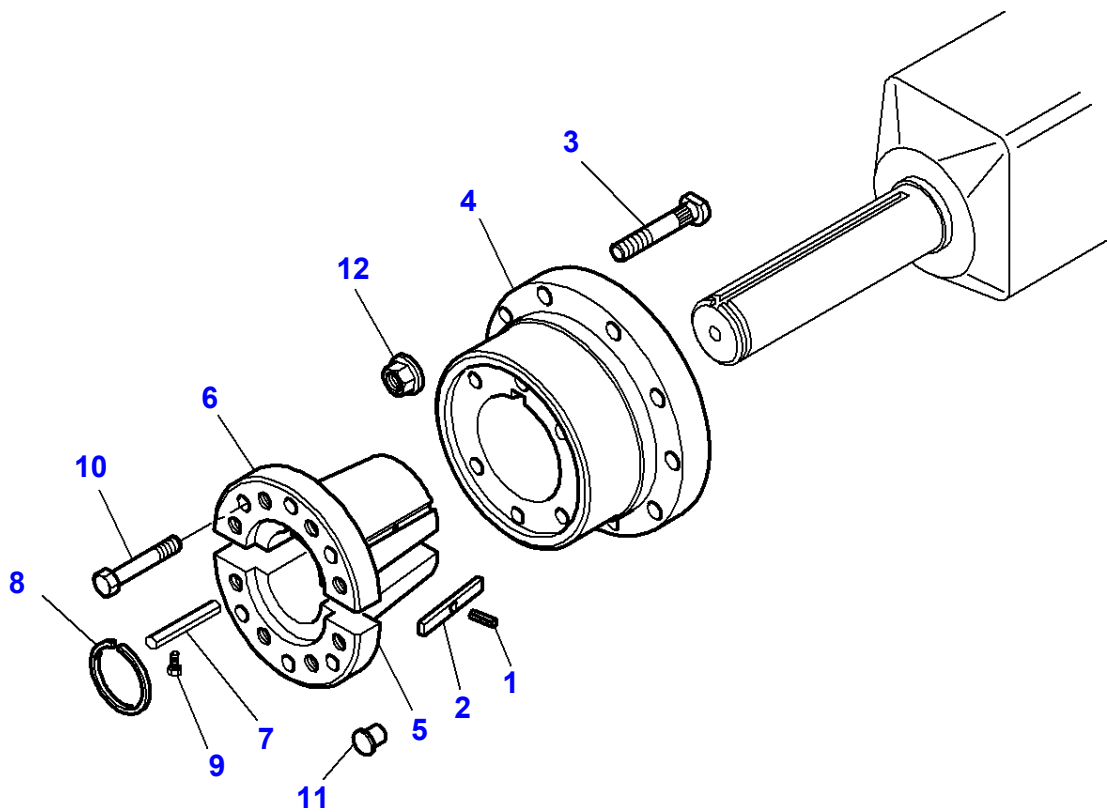
Item	Part Number	Qty	Description	Comments
1	920700180070	24	Screw	M18 X 95
2	4293130M92	2	Disc	38"
3	920700180020	8	Bush	
4	4274219M1	2	Pressure Valve	
5	4293343M91	2	Wheel Rim	DWW23A X 38"
	4293367M92	2	Wheel Rim	DWW23A X 42"
	4293397M91	2	Wheel Rim	[D] DW15L X 50"
	4293387M91	2	Wheel Rim	[C] DD 16 X 46"
	4293363M91	2	Wheel Rim	[B] DWW 18L X 42"
6	920700180080	24	Nut	M18

FOOTNOTE [B] WITH RIM 4293130M92 CAN BE TWINED FITTED WITH WHEEL 4293359M91

FOOTNOTE [C] WITH RIM 4293130M92 CAN BE TWINED FITTED WITH WHEEL 4293385M91

FOOTNOTE [D] WITH RIM 4293130M92 CAN BE TWINED FITTED WITH WHEEL 4293395M91

1-WM05-012-A

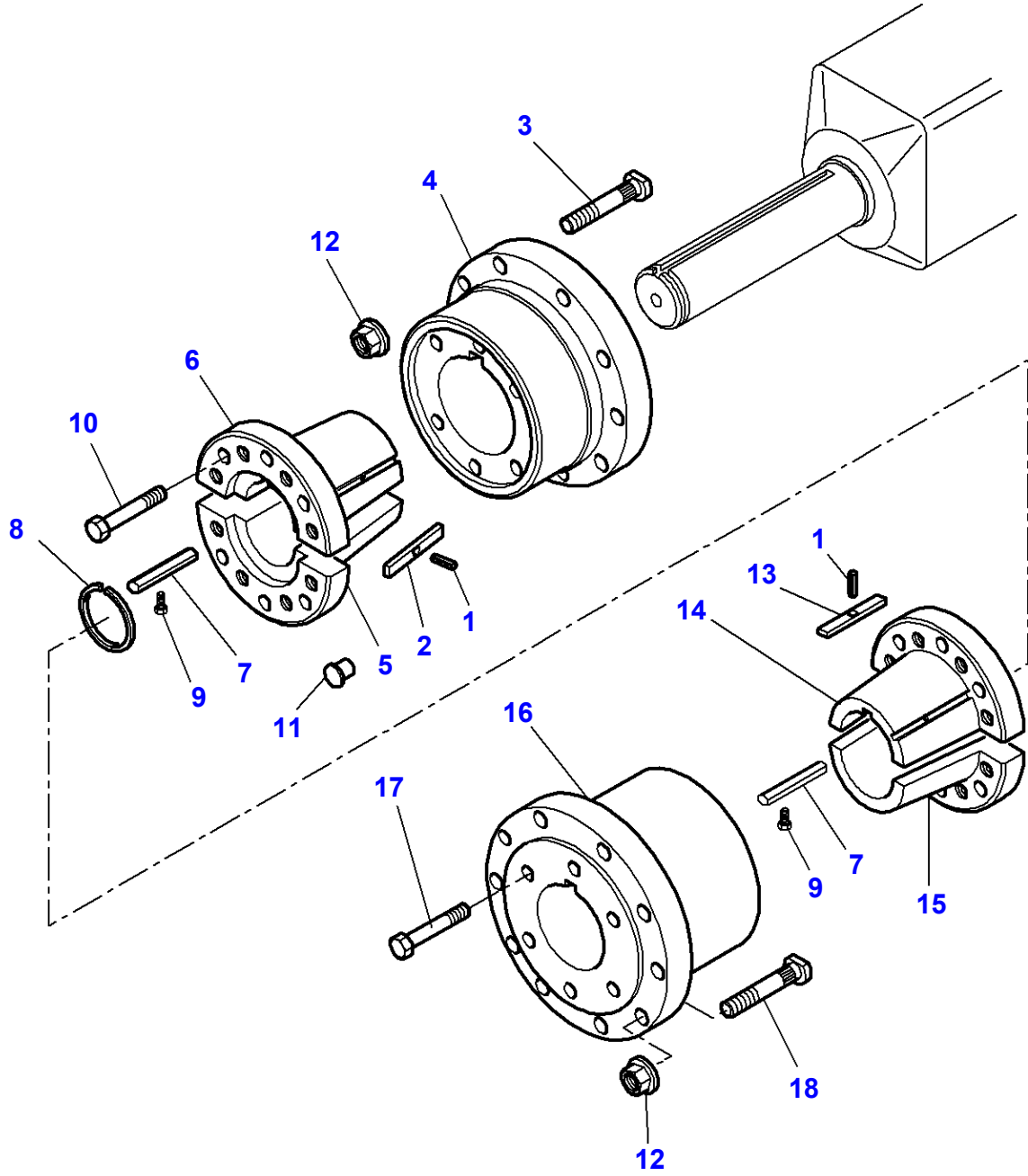


## Rear Wheels - Fixing By Cone

Item	Part Number	Qty	Description	Comments
1	763786M1	2	Roll Pin	
2	509816M3	2	Key	
3	<b>3792488M2</b>	20	Stud	Up to Serial or Engine Number U125005 M22 X 78
	4307204M1	20	Stud	From Serial or Engine Number U125006 M22 X 83
	<b>3716105M2</b>	20	Stud	M22 X 100
4	3716107M2	2	Hub	
5	3716269M1	2	Cone	Length 198 MM
6	3716268M1	2	Cone	Length 198 MM
7	3716106M4	2	Key	
8	3010765X1	2	Snapping	
9	1440350X1	2	Hex Socket Screw	M6 X 20
10	3010569X1	12	Hex Cap Screw	M20 X 80
11	3791968M1	16	Plug	
12	<b>3712611M2</b>	20	Nut Special	Up to Serial or Engine Number U155024 M22
	3014500X1	20	Nut	[A] From Serial or Engine Number U155025 M22

FOOTNOTE [A] TURNING

1-WM05-016-A



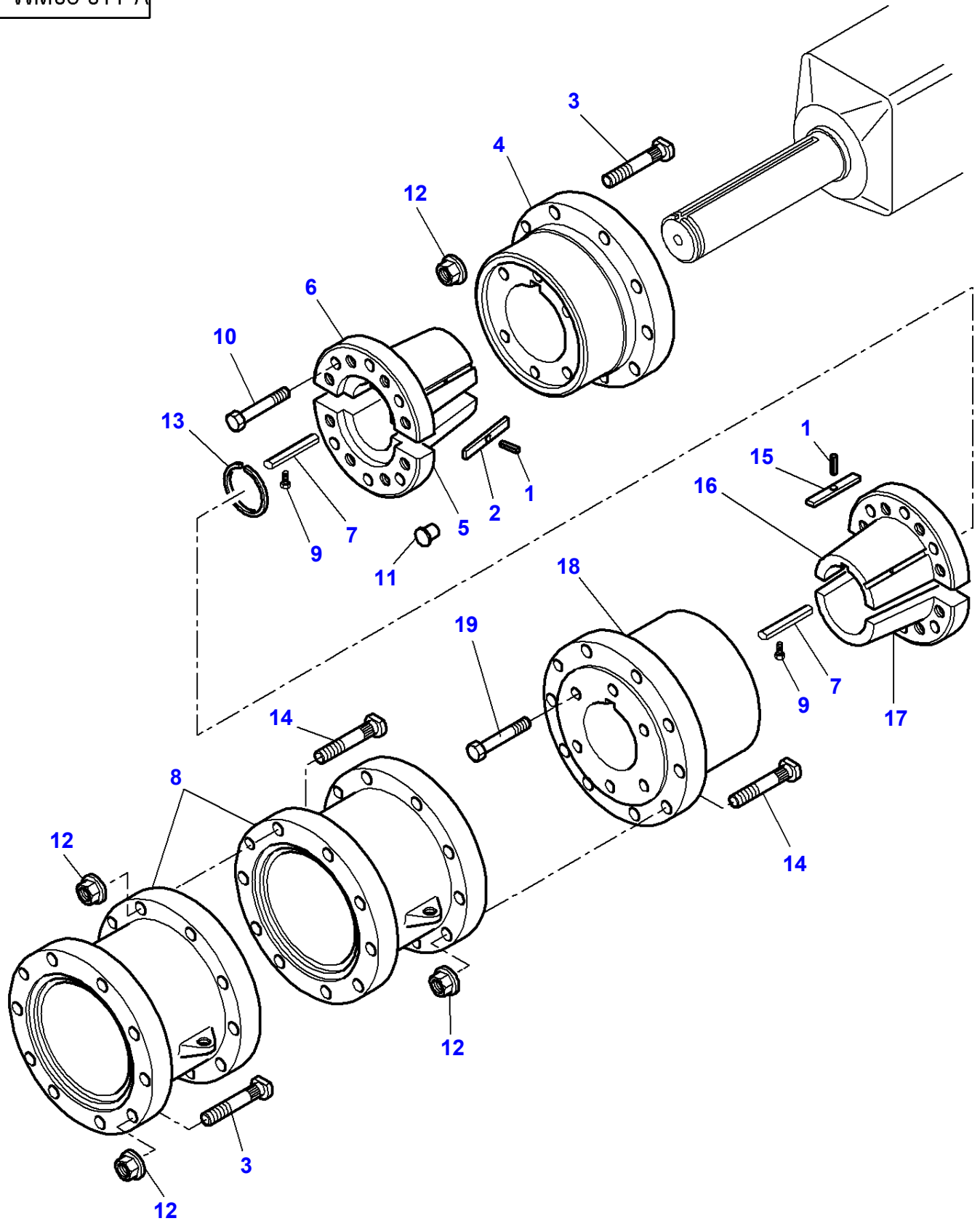
**Massey Ferguson****MF 8650 TRACTOR - 3906210****3906210****Rear Wheels - Fixing By Cone - Shaft Diameter 110 mm / Cone / Wheel Hub Reversed****Page 130-0065**

<b>Item</b>	<b>Part Number</b>	<b>Description</b>	<b>Comments</b>
1	763786M1	Roll Pin	
2	509816M3	Key	
3	<b>3716105M2</b>	Stud	[B] M22 X 100
4	3716107M2	Hub	
5	3716269M1	Cone	
6	3716268M1	Cone	
7	3716106M4	Key	
8	3010765X1	Snapring	
9	1440350X1	Hex Socket Screw	M6 X 20
10	3010569X1	Hex Cap Screw	
11	3791968M1	Plug	
12	<b>3712611M2</b>	Nut Special	Up to Serial or Engine Number U155024 M22
	3014500X1	Nut	[C] From Serial or Engine Number U155025 M22
13	3787102M1	Key	
14	3786847M1	Cone	
15	3786848M1	Cone	
16	3786490M1	Hub	
17	3580230M1	Bolt	M20 X 190
18	<b>3792488M2</b>	Stud	M22 X 78

**FOOTNOTE [B] WITH CAST WHEELS****FOOTNOTE [C] TURNING**

MF 8650 TRACTOR - 3906210  
1-WM05-011-A

1-WM05-011-A

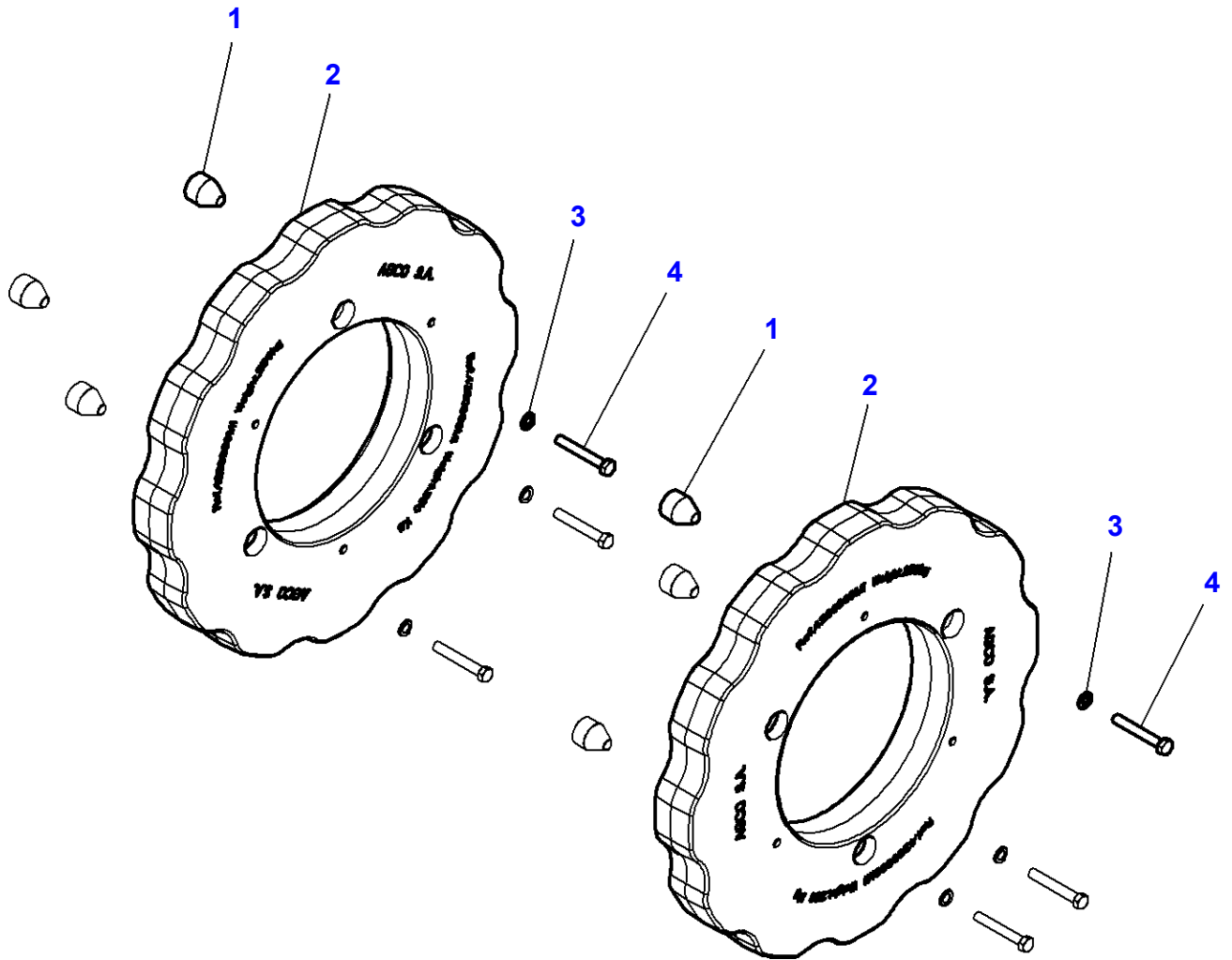


Item	Part Number	Qty	Description	Comments
1	763786M1	4	Roll Pin	
2	509816M3	4	Key	
3	<b>3792488M2</b>	X	Stud	Up to Serial or Engine Number U125005 M22 X 78
	4307204M1	X	Stud	From Serial or Engine Number U125006 M22 X 83
4	3716107M2	2	Hub	
5	3716269M1	2	Cone	Length 198 MM
6	3716268M1	2	Cone	Length 198 MM
7	3716106M4	4	Key	
8	3786577M2	4	Spacer	
9	1440350X1	4	Hex Socket Screw	M6 X 20
10	3010569X1	24	Hex Cap Screw	M20 X 80
11	3791968M1	32	Plug	
12	<b>3712611M2</b>	80	Nut Special	Up to Serial or Engine Number U155024 M22
	3014500X1	80	Nut	[A] From Serial or Engine Number U155025 M22
13	3010765X1	2	Snapping	
14	<b>3716105M2</b>	X	Stud	M22 X 100
15	3787102M1	2	Key	
16	3786847M1	2	Cone	Length 174 MM
17	3786848M1	2	Cone	Length 174 MM
18	3786490M1	2	Hub	
19	3580230M1	16	Bolt	M20 X 190

FOOTNOTE [A] TURNING



1-WX17-004-A

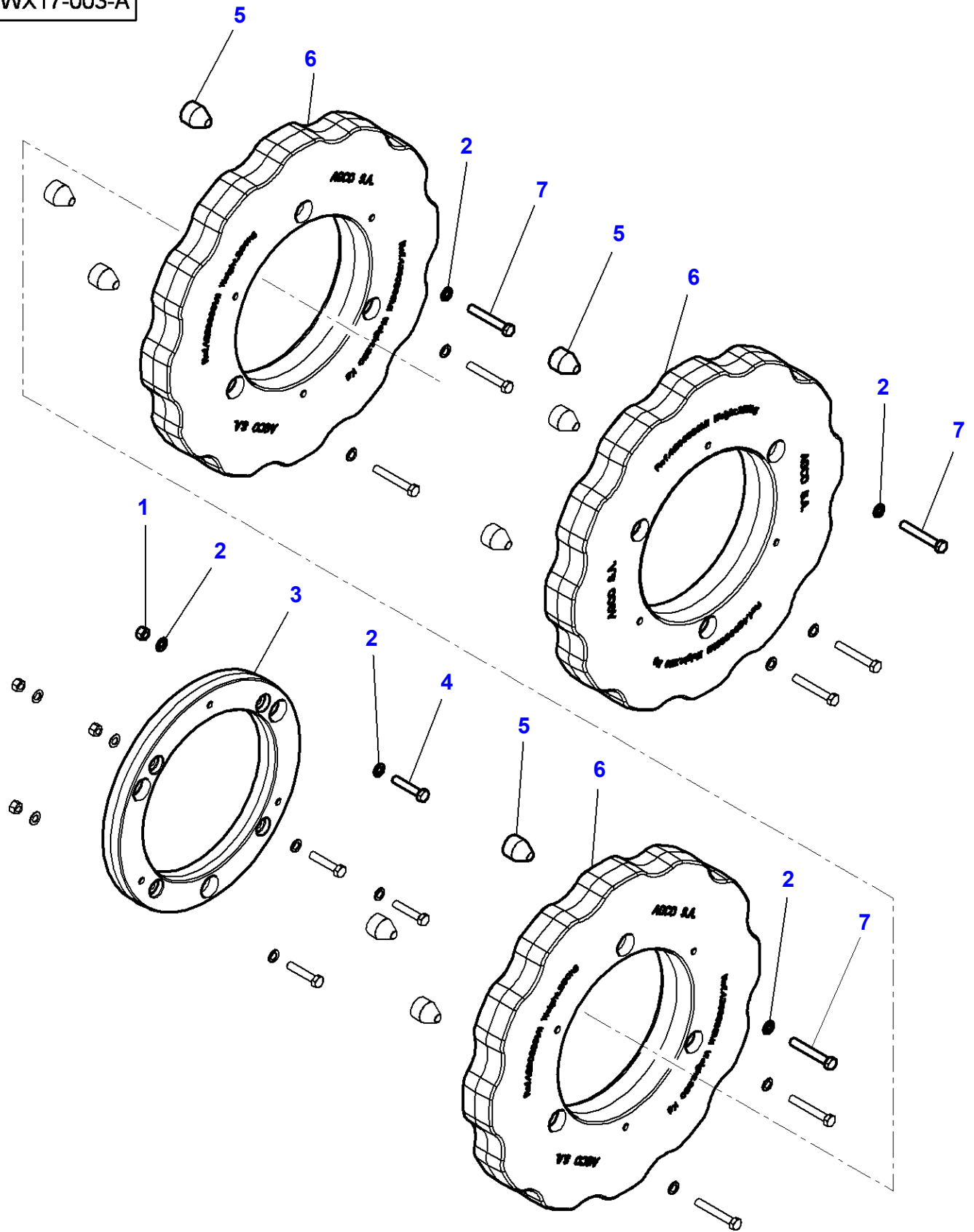


**Massey Ferguson****MF 8650 TRACTOR - 3906210****3906210****Page 130-0075****Wheel Weights**

<b>Item</b>	<b>Part Number</b>	<b>Qty</b>	<b>Description</b>	<b>Comments</b>
1	4290868M1	12	Locator	
2	4290866M2	4	Weight	250 KG
3	1441664X1	12	Flat Washer	
4	3012266X1	12	Screw	M16 X 110

MF 8650 TRACTOR - 3906210  
1-WX17-003-A

1-WX17-003-A

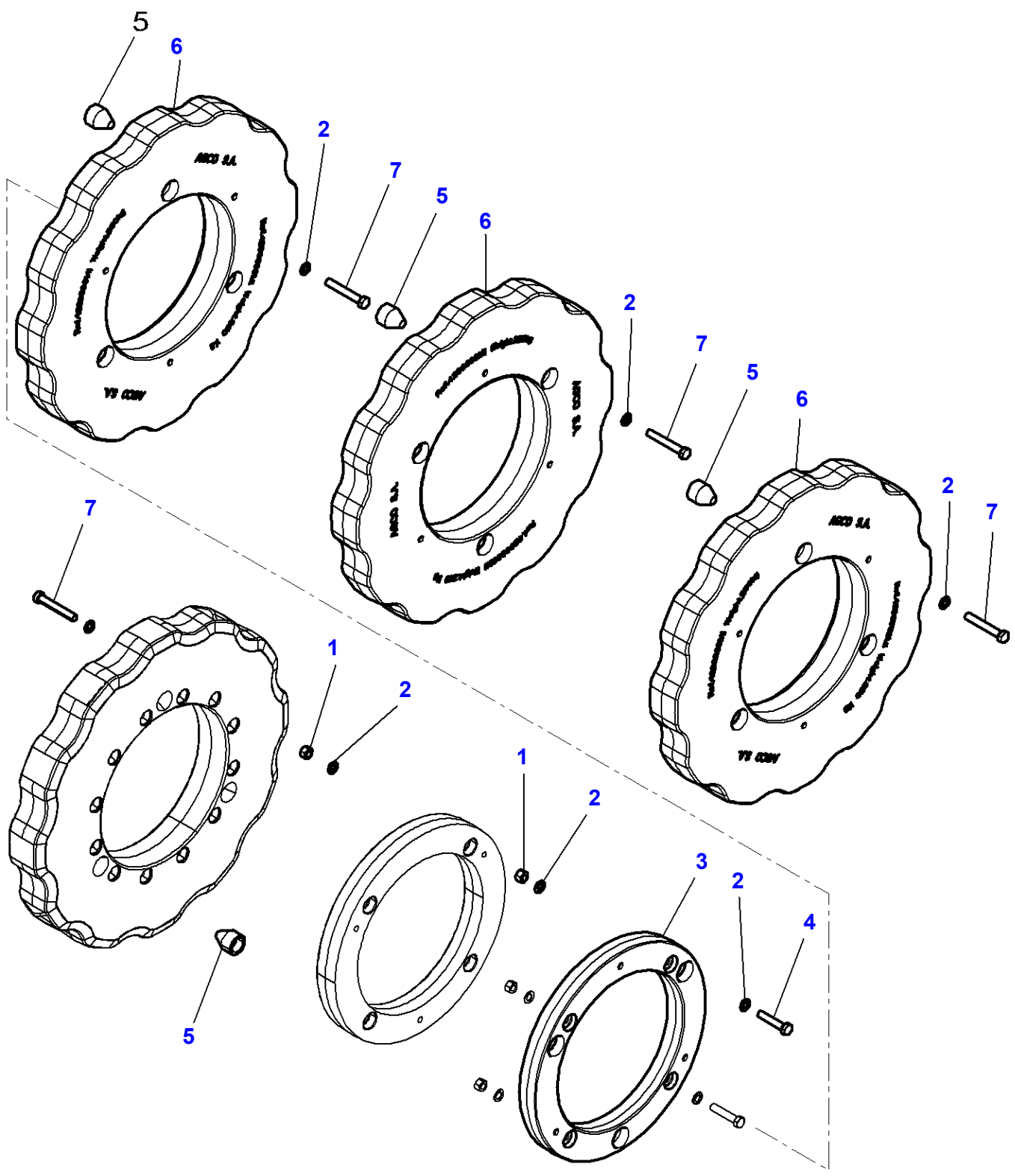


**Massey Ferguson****MF 8650 TRACTOR - 3906210****3906210****Page 130-0080****Wheel Weights**

<b>Item</b>	<b>Part Number</b>	<b>Qty</b>	<b>Description</b>	<b>Comments</b>
1	339034X1	8	Nut	
2	1441664X1	X	Flat Washer	
3	4290867M2	2	Spacer	
4	3012265X1	8	Screw	Up to Serial or Engine Number 21-APR-2009 M16 X 80
	3617584M1	8	Screw	From Serial or Engine Number 22-APR-2009 M16 X 90
5	4290868M1	X	Locator	
6	4290866M2	X	Weight	250 KG
7	3012266X1	X	Screw	M16 X 110

MF 8650 TRACTOR - 3906210  
1-WX17-006-A

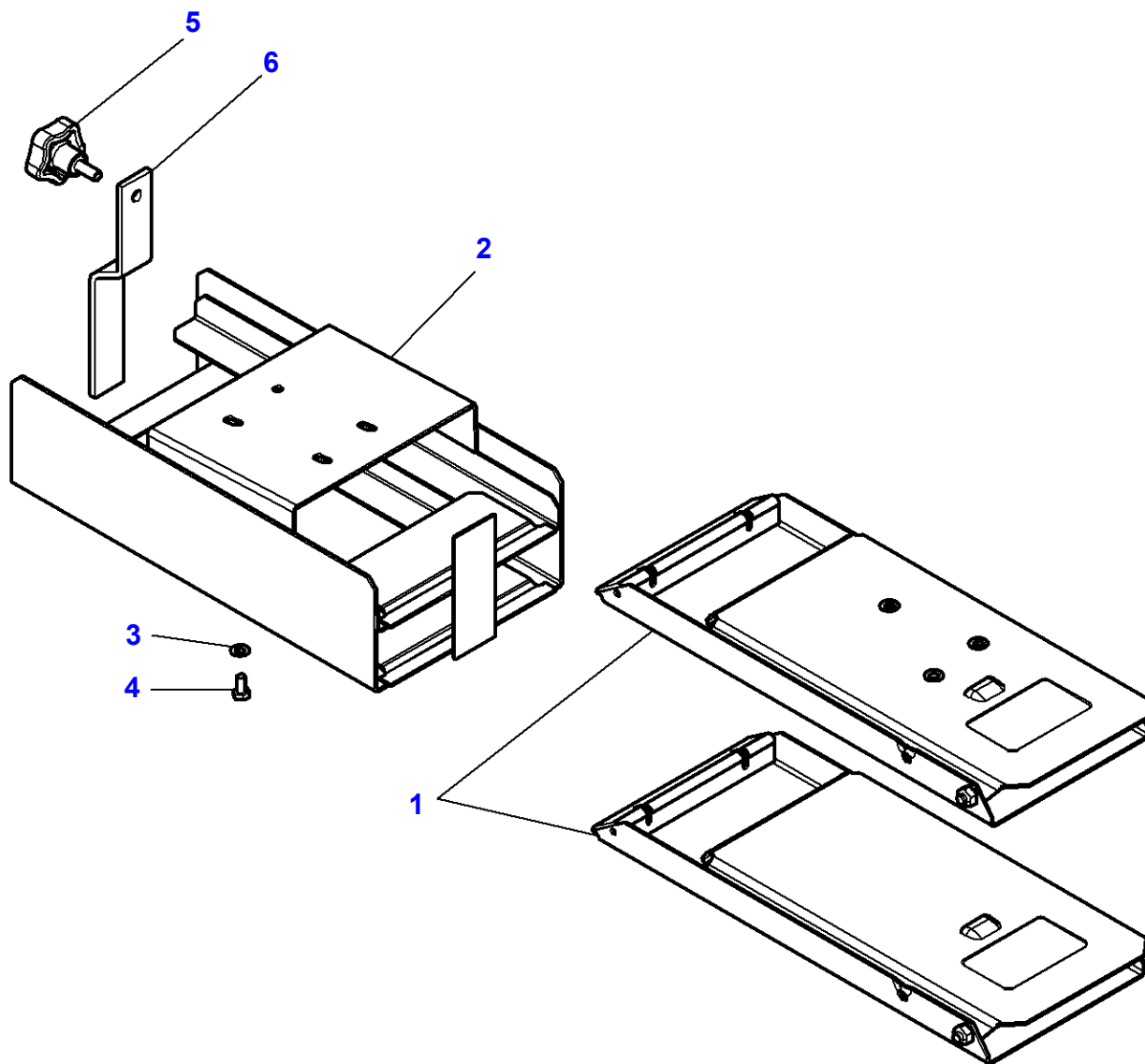
1-WX17-006-A



**Massey Ferguson****MF 8650 TRACTOR - 3906210****3906210****Page 130-0085****Wheel Weights**

<b>Item</b>	<b>Part Number</b>	<b>Qty</b>	<b>Description</b>	<b>Comments</b>
1	339034X1	16	Nut	M16
2	1441664X1	X	Flat Washer	
3	4290867M2	4	Spacer	
4	3012129X1	8	Screw	Up to Serial or Engine Number 21-APR-2009 M16 X 110
	3014481X1	8	Screw	From Serial or Engine Number 22-APR-2009 M16 X 135
5	4290868M1	X	Locator	
6	4290866M2	X	Weight	250 KG
7	3012266X1	X	Screw	M16 X 110

1-WX37-011-C

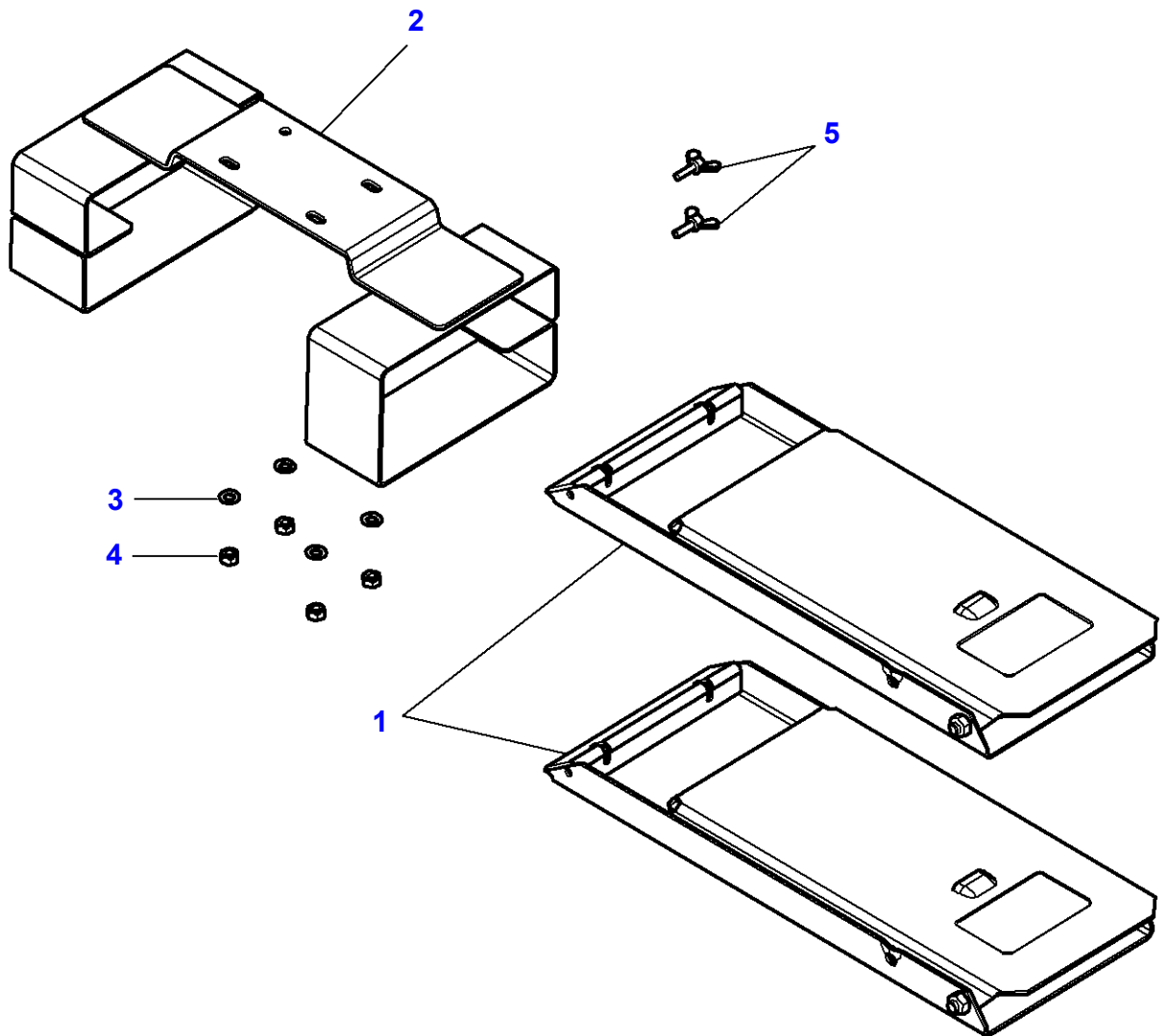


**Massey Ferguson****MF 8650 TRACTOR - 3906210****3906210****Wheel Wedges - Up to Serial or Engine Number U160035****Page 130-0090**

<b>Item</b>	<b>Part Number</b>	<b>Qty</b>	<b>Description</b>	<b>Comments</b>
1	4290396M1	2	Chock	
2	4298348M1	1	Support	
3	390972X1	4	Flat Washer	
4	339124X1	4	Hex Cap Screw	M8 x 16
5	3788192M1	1	Button	
6	4348768M1	1	Support	



1-WX37-012-A



**Massey Ferguson****MF 8650 TRACTOR - 3906210****3906210****Wheel Wedges - From Serial or Engine Number U160036****Page 130-0095**

<b>Item</b>	<b>Part Number</b>	<b>Qty</b>	<b>Description</b>	<b>Comments</b>
1	4290396M1	2	Chock	
2	4348810M2	1	Support	
3	390972X1	4	Flat Washer	
4	339169X1	4	Nut	M8
5	3015287X1	2	Wing Screw	M6 X 20